

1935.

Kenya.

No. 38072

SUBJECT

C0533/457

Native Affairs Department.

Annual Report.

Previous

23194/34.

Subsequent

1936.

Mr. Janssen's analysis of Native Administration
tendencies in Kenya is very interesting.

A few other points of criticism which
he very rightly stresses are points to
which there on the spot do not in practice
attend. Of the abolition of taxes
of District Commissioners is a process against
which the "service" writes sharply.
When the village police has been disbanded, or
where new forces compel recruitment of
the local population, the road to success
is one of trial & error. We must
trust the men in charge to guide
themselves wisely.

J.M.
27/1/35

[This is marked true & may be
put by. I add that Mr. Montgomery
has told me that the increased
share in tax collecting taken by the
D.C. is due to the reduction of
the well-500 tribes (they include they
are faced to (the poor tribes are
paying up well). This explanation
is said to be that the well 500
sections who bear most of
European threats of famine

No 1A Handl. E. H. Montgomery

This morning

Ar ✓
31/5

Extract from the "Daily Express" 6/6/35.

Putby.
Malone.
Katonca

DESTROYED UNDER STATUTE

JM

3. H. Montgomery (s.o) _____ 5 June 35
Returns notes on 1933 Report with comments thereon.

3. When Mr. Montgomery has been sent copies of 1A and the enclosure to 3 this file might be put away. I do not think any useful purpose will be served by my asking any further questions. As regards Mr. Montgomery's answers themselves, there seem to me to be four main questions at issue which are:-

(1) Is the Kenya Government deliberately encouraging individualism by its methods of poll tax collection?

The answer is Yes - as it is inevitable.

(2) Are the existing effective native authorities in whatever form recognized?

The answer is No. There are authorities too cumbersome to work with. Administrative convenience must be considered.

(3) Is the educative value of financial control appreciated?

The answer is that the value of the

head men far closer to native ideas than the first lot, and we have also set up local Native Councils, now with a modicum of financial responsibility, which are likely to lead to a greater degree of true representation.

I very much doubt if tribal constitution in Kenya has ever lent itself very well to providing a link between the tribe and the European administration. So far as ^{generalisation} jurisdiction is safe, I should say that most of the tribes are organised on ⁱⁿ age-cum-council basis. The men who have got through the warrior age constitute the Elders in whom the collective wisdom of the tribe is ⁱⁿ based, and these form a sort of Village Council. I am not quite clear how natural native organisation proceeds beyond that stage.

Several tribes have a system of clans which may represent a system of military organisation, as among the Masai, or may be based on the real or supposed descent from common ancestors as we found in various parts of Uganda, but how far the clan system is connected with the village system, and how far either develops into a Central Council of the tribe, I confess that I do not know.

At any rate, in Kenya, ancient ties have been weakened by the course of events. The warrior class, with our discouragement of fighting, has very largely turned out to work and the men have come back having seen the world and in no mood to accept the sage advice of their more old fashioned leaders. The problem of the future will be that of maintaining authority ^{of} the older men, and it is by no means certain that if we had consistently backed the policy of the older men we should have been in better case than we are now.

Education has
tended strongly
in the same
direction

found, so far as the Southern Provinces were concerned, that we had got the wrong native leaders, the wrong native judges, and (perhaps - worst of all) too great an adherence to the principle which Lord Lugard laid down in the Northern Provinces that the native rulers must be protected against complaints by those whom they rule. In the absence of complaint, mistakes in the choice of men must largely go uncorrected. I think that if we are to set out to reform the Kenya native system, it can only be by the District Officers getting in as close touch with the people in the villages and their Councillors, deliberately with the intention of finding out anything which is going on and of making drastic changes among the head men ^{until} ~~except~~ where the natives are represented more in accordance with their own ideas. The urge for special men to act on the Native Tribunals, which Mr. Garson is inclined to deprecate as yet another departure from ~~the~~ native ideals, seems to me, on the contrary, a move in the right direction. There is a good chance that by exploring a new channel in this way we may hit up against the best men for this purpose. ~~When~~ ^{Separating} Mr. Garson takes exception to ~~supporting~~ the judicial and executive as being contrary to the tribal ^{System} ~~law~~, he forgets; I think, that he has already objected to the Native Executive, as being not that which is in accordance with the tradition of the tribe.

*No action is needed on this paper
W.S.D. 103.5.35*

*I think it says,
but the blind deaf
with health is
suffering less. At
all events, they get
the attention, and
with the resources.
(104)*

4
page 4 paragraph 5, page 9 paragraph 29, page 13 paragraph 36, page 24 paragraph 67, and paragraph 68) and the statement in paragraph 2 of page 3 that "In ordinary life they are no worse off in fact there is plenty of everything except money, and the shortage is only really felt when tax collection starts" has got a very nastily familiar ring about it. I wish I could think that the tax levied on the natives in Kenya is not a real and crushing burden but the effect of the various statements to which I have referred leads me to believe that its incidence is much more severe than is generally believed, or perhaps I should say generally stated, in official reports. If the District Officer has to spend his time in the uncongenial job of screwing the last few halfpennies out of the native community it is hard to see how he can come to be looked up to and regarded as the counsellor and friend of the natives generally.

I think this is Mr. Montgomery's first Report and deals with affairs in 1933 before he took over the work of Chief Native Commissioner and it may be that he would be able to alter things if he wishes. I think, however, that a despatch on the lines suggested by Mr. Garson, if cautiously worded without any attempt to lay things down from here but merely confining itself to suggestions, might prove of real advantage to the Govt. of Kenya. So I think we should send one.

P. 63 shows the appalling fact that over one-third of the entire native population received medical attention in the year. It may be that the figure means attendances and not cases but 'cases' is definitely used.

*W.S.D. 103
103.5.35*

Sir John Maffey.

I send this on in order that you may see Mr. Garson's very interesting general comments (in his minute and attached note) on Kenya administration, drawn from his Nigeria experience. I do not comment on details - taxation, for instance, will come up on another paper.

At the outset of his minute, Mr. Garson says that "Kenya are interpreting the principles of indirect rule in practice rather differently from Nigeria." In fact, I do not think we have ever regarded Kenya as having made any deliberate advance in the direction of indirect rule. It has merely tried, especially during the last 15 years, to get the tribes increasingly on to their own feet.

Even in comparison with Tanganyika, where Sir D. Cameron did much to establish native rule in the hands of men whom the tribes regarded as their natural rulers, Kenya has been at a serious disadvantage. Following on many years of internal strife, slavery and the like, we came on the scene for the purpose of establishing communication with Uganda through a number of tribes who were either sullen or actively hostile. Traces still exist of many of the chain of forts which represent our precarious beginning in the country.

It follows that with an entirely inadequate staff we began by finding out likely men to govern and represent the various tribes or sections of the tribes, whose first qualification was that they were well disposed to us. We have,

elders or what not substituted, or perhaps I should say, officially recognised. As Mr. Garson says, it is very difficult to change a Chief in the proper sense of the word except by the will of the people. What they found out in S. Nigeria was that frequently the man recognised as Chief by Govt. (and honestly believed to be Chief) was not in fact the individual recognised by the tribe or the village as Chief at all.

With regard to paragraph 20, a prospecting licence does allow people to dig but it is, of course, contemplated that before digging satisfactory arrangements would be made with the natives involved and it is satisfactory to learn that the difficulty has been got over.

I would call attention to paragraph 24 where it is stated that natives, though more friendly to mining than they were are still suspicious and view the prospect of granting leases with anxiety, in conjunction with the statement at the foot of page 3 that the people who live in the actual goldfields of Kakamega are most noisy about their grievances, although they don't do any work on the mines and receive what is considered to be adequate compensation.

Paragraph 34, as Mr. Garson says, is a bit disquieting and it looks to me as if Govt. had rather tended to back up the missionaries as against very legitimate and understandable native feeling. It may be that the natives of Kenya do not mind disclosing their shrines and sacred groves, but if they don't they are different from natives in other parts of Africa.

Paragraph 36 again, as Mr. Garson says

points to a tendency to ignore the state of things as they are in native communities and endeavour to substitute things that ought to be.

It is certainly rather extraordinary in view of the controversy raised over the Bushe Report to find the statement on page 43 that one of the main points aimed at in re-organising native tribunals is the gradual elimination of Chiefs and other natives connected with the Executive from judicial work. If you are to have a native tribunal at all that tribunal ought to be composed by people whom the native will respect and such people are by the very nature of things those who exercise executive authority in the native community.

The general impression which I have formed after reading the Report and Mr. Garson's comments is that native administration in Kenya leaves a good deal to be desired. It is probably as good as anything that can be devised with the resources available but there seems a sort of underlying tendency to bully the black man and to endeavour to drive him into organisations and systems of polity which, however attractive they may look and however reasonable on general principles, are not those to which he is by nature accustomed (i.e. forcing Chiefs and Headmen on to people whose idea of government is a Council). Another great difficulty must be the tax collection in Kenya. There are references in this Report to its being burdensome (see the top of page 3,

*Sheridani to
express an opinion
but I think that
when this degree
of generalization
is dangerous:
they are mixed
but in Kenya
W. C. G.*

to Nigeria, ^{though} and the natives of Kenya I should say are not on the whole anything like as far advanced as even the most backward of the S. Province tribes in Nigeria. My own impression is that so far as they correspond to anything African the parallel for the Kenya native is to be found among the pagans in the north the Plateau Province of Nigeria and the tribes in/of the Northern Territories of the Gold Coast.

With regard to the collection of tax, there are some disquieting features in the Report. The reason why the succession of bad years has involved the collection of tax by the District Officer from individual natives is, I am afraid, that, times being bad, the Native Authority is not prepared to go to extreme lengths in squeezing tax money out of the natives and therefore in order to collect the required sum the District Officer has to take charge. I agree with Mr. Garson that such direct payment to the District Officer, turning him into a tax gatherer, is not a thing to be encouraged but if you say so in Kenya where the need for revenue is the paramount consideration, you would only provoke the language of despair. At the same time a situation where a curtailed staff has to spend all its time "collecting tax unceasingly" must lead to sketchy administration generally.

Mr. Garson suggests that some of the expenditure ought also to be under the control of the Local Native Authorities. I doubt whether things in Kenya are up to that yet. The Native Treasury system was started in N. Nigeria and was a plant of fairly slow growth and with things as they are in Kenya native communities I doubt their getting much

value out of any money placed at their disposal. The local native councils do function, it is true, and function quite satisfactorily and it is possible that a system might be devised for turning over some of the taxation money to the councils, but that is hardly the same thing, and with Kenya's revenue as it is at present such a proposal would not be accepted by Govt.

It is, again, a moot point whether the local native authorities could be trusted to work exemption. I agree that in theory they are the best people to do it but in practice the tendency would be for them to exempt everybody. The ideal situation is, of course, for assessment to be made by the District Officer on as large a unit as possible, i.e. a whole tribe or a village or group of villages and leave the native authorities, after having agreed the assessment, to collect the cash. This, however, connotes a certain degree of honesty and civic sense among the said authorities which may very well be lacking, and a further point is that if the existing authorities are, as Mr. Garson suspects, not the real ones there will be serious trouble.

I would draw attention to what Mr. Garson says in his comments on paragraphs 7 and 12. If the organisation of chiefs and headmen is foreign to a tribe then it is surely a matter for serious consideration whether it ought not to have been dropped and the familiar organisation such as a council of

*U.S.
Native*

Shankar Singh

*1. Col. Secretary 3pm. _____ 11th Feb. 35.
Trans. 12 copies of N. A. Dept. Annual Report 1933.*

I attach a Note on points arising in this Report, in the main covering questions of principle rather than dealing with events during the year. I do so with diffidence as it seems that Kenya are interpreting the principles of indirect rule in practice rather differently from Nigeria so I cannot help being somewhat biased in favour of Nigerian usage, but on the other hand it appears from this Report that the difficulties encountered are exactly what might be expected in the circumstances and similar difficulties have been encountered in Nigeria and are being overcome at the present time as the result of a rather different policy.

It is interesting to see that the Belgians in the Congo have recently been re-examining the whole existing native organisation which seems to indicate that they realise the essential importance of such investigation as being the basis from which any form of local administration must grow.

As this Report refers to 1933 the more transient features do not seem to call for comment.

If it is agreed that the practice of native administration in Kenya as depicted in this Report is open to criticism it is no doubt because there is a difficulty in officers of one Administration obtaining the benefit of the experience of other Administrations faced with not dissimilar problems. Such memoranda as exist are of somewhat local interest and are open to criticisms on other grounds. What is really required appears to be the realisation by every Administration that the basic problems are very much the same although

local conditions and established practices (such as Poll Tax and Hut Tax in E. Africa) vary enormously. ? It might be desirable to acknowledge this Report by despatch saying it has been read with interest and expressing approval of the extension of tax collection by the native authorities and of the steps taken to increase the agricultural interest of the people, expressing in moderate terms the desirability of the native authorities being the effective and recognised executive powers of the native communities even if conciliar in form as being the ^{only} basis from which satisfactory native administrations may grow.

G. F. Garson
14.5.35

In the normal state of affairs one would not comment on this Report of the Native Affairs Department which relates to things in 1933 and further does not call for action on the part of the Secretary of State. Generally speaking, I think that it is assuming a fairly heavy responsibility and one which we are not in a position to discharge to make suggestions or criticise the local Govt. in regard to such an internal matter as the Native Administration. At the same time that can be carried too far and there are occasions on which some comment is justified.

Mr. Garson's minute and his notes certainly give rise to food for thought because they are based on his own experience in regard

8
natives having a "say" in matters financial is appreciated.

(4) Are the traditional judicial bodies the basis of the Native Court system?

The answer is No.

This confirms Sir Cecil Bottomley's minute of the 13th of May, and I think it may fairly be said that Kenya's policy is one of expediency and improvisation. It might be called a road of trial and error. I confess that I cannot see any conscious building for the future of the 2,000,000 natives of Kenya and I think it is disturbing, having regard to what Tanganyika Territory is doing with to some extent similar material only last year. However, I submit a draft for Mr. Montgomery, after which the file can be put away.

G. F. Garson

5.7.35.

Montgomery
5

4/ To H.R. Montgomery etc 10/7/35
(Saml.) (with 1A+3 Saml.)
DM
DESTROYED UNDER STATUTE

5 W. B. Petty (s.o.) 23rd March '35.

States that 250 copies of N.A.S. Report 1933 have been received & enclo two copies.

~~CONFIDENTIAL~~

Copies of the Report for 1933 are now with the Stationery Office awaiting attention. May authority be given for printing of wrappers and for publication in the usual way as a Non-Parliamentary publication, please. The special price of 3/- and other conditions attaching to the annual publication of this Report will be mentioned to the Stationery Office when the demand is transmitted.

W. B. Petty
10/4

The report has already been published
The procedure will regard to publication
of this country is laid down
in 18108/1/33 - see enclosure 1
as U.S.P.S. is required
? authority

W. B. Petty
10/4

Sir J. S. [Signature]

In authority to publish.

11.4.35
10.4.

JES 10/4/35
at end

M. Ridgway

This has been sent for
press. Will you require any
copies for publicity purposes?

Seven
Linn copy. please
P.D. 27/14
M. Ridgway 29.4

Copies ordered.

P. Reed. 17/5/35

The Report has been published.

P. Hillman 29/5

In Christian
See No 1
23194/1/34
Dist. Dept.
CAR

DESTROYED UNDER STATUTE

St. Hillman (S.O) 5/6/35
Enclosure list of Journals to which seven
copies of the Report have been sent.

Mr. Grofman.

A copy of the list in respect of
the 1931 Report was sent to the
Gov. G. - see No. 10 on 18/08/32.
Similar action was not taken
in the case of the 1932 Report (23194/1/34).

The 1933 Report has received
a different distribution; ~~and a~~

Mr. Grofman tells me in his opinion.
12/10/35
at all. Copy to Gov. G. 11/11/35. P. Hillman 6/12/35.
10 on 18/08/32.

To Kenya 4631 (w/c incl to 2) A/1 17 JUN 1935
as amended

REC'd by
N 2

8 Crown Agents 20.11.35

70s. in orig. for return - N.O.T.S.O. Account
for £2.12.0 for printing Report for 1933. Enquire
whether print. may be used from change funds.

DESTROYED UNDER STATUTE

Mr. Christian
In this for the usual
wrapping & binding, please
A. Grofman 21/11/35

Yes. P. Hillman 22/11
It is in order.

Approve the payment to
in draft account

A. Grofman 23/11
P. Hillman 23/11

To G.A. (8 and 1 incl. recd) 26/11/35 ✓

DESTROYED UNDER STATUTE

COPY.

Wes Sports Club

~~Hotel les Bergues,
Geneva.
5. 6. 35.~~

3
14

Dear Freeston,

I return the notes on my 1933 Annual Report with my comments.

May I know who is the author of the notes. He obviously suffers from lack of local knowledge but I appreciate his interest and if he wants to ask further questions I could write to him personally.

Can I have a copy of the notes and my reply.

Yours sincerely,

(Sgd.) H. MONTGOMERY.

(K)
Amend

(K)

Copy of card. to H.H. Montgomery

*Montgomery is on holiday in Ireland & is in no hurry for a reply. The office can be contacted via the Sports Club
H.M.*

Reply to some notes.

Chapter I. Paragraphs 2 and 5.

For some years there have been discussions as to whether direct Taxation should take another form than Hut and Poll Tax. Government has decided to retain the present form of Taxation but it is possible that the rate will be permanently lowered in certain districts. This is now under consideration. Other methods suggested were Poll Tax, Stock Tax, Cultivation or Land Tax (Vide Lord Moynes Report) but the tendency is to call on the individual rather than the families or clans.

As the tribes progress individualism must show and I cannot agree that it is a wrong policy.

Collection of Tax by the local authorities will be encouraged but the matter of exemption being granted by them has to be carefully watched for some years. It is a mistake to put too much responsibility on people who are in the present state of evolution that is found in Kenya.

Through the Local Native Councils the people have a say in the expenditure of both Government contributions and their own cesses and in the Tribunals such progress has been made but we do not want to go ahead too fast.
Paragraph 7.

It is agreed that it is wise to recognise "existing effective authority" but the position referred to in paragraph 7 has to be seen to be perfectly realised.

For administrative convenience areas have been divided into Districts and "Locations" the boundaries of which do not necessarily follow clan or tribal boundaries.

13

Clans are much broken up and sometimes members live in different locations and different districts. It follows therefore that "clan consciousness" sometimes makes administration difficult. It is not possible to appoint rulers from every clan.

Paragraph 12.

The comment is not understood. As stated, our present organisation is foreign to the Lumbwa tribe but is considered the best in the circumstances. The Lumbwa were formerly organised in warrior forces who did not recognise any central authority though the Laiboms or medicine men had great power.

It is not advisable to continue the warrior organisation in its old form and the Laibom influence. is definitely anti government. Headmen, commonly called Chiefs, have to be appointed and the best men have to be looked for.

In the Lumbwa tribe some of the older men in office have been replaced by younger men but they are not "Chiefs" in the sense usually accepted.

Paragraph 20 (shown as 30 in the copy of the notes)

Prospectors have the right to enter or leave after notice to the owner. The difficulty of finding the real owner caused trouble in the early days of mining. This was overcome later by the appointment of Native Assessors who could always be found by the Prospectors so that amicable arrangements are now made.

Paragraph 34.

The young native Christians are difficult to deal with. The registration referred to has the support of all parties.

Paragraph 36.

Paragraph 36.

Surely Government must govern. The old system must give way when, after years of experience, it is found unworkable.

Paragraph 50.

In Nandi there were for years 23 Headmen, there are now 9 and the new arrangement works well.

Where is the objection?

Paragraph 55.

The Elgeyo and Marakwet are primitive people and have to be told what is good for them. They cannot be allowed to starve in barren plains where fertile highlands exist in their own territory. It must not be imagined that orders under the N.A.O. Ordinance are given lightly.

Chapter 3. Paragraph 23.

All children have to learn and the institution of these Councils has had a very good educative effect.

Chapter IV Native Tribunals.

Paragraph 7 (c).

Does the Commentor suggest that we should sit back and do nothing? The Native Tribunals work very fairly well. As stated before among some tribes there are no traditional Chiefs and Government appointments have to be made.

A Government Headman might well try criminal cases but he should not be both judge and prosecutor. He should certainly not try civil cases.

It

It is found best to select Tribunal Members from a panel of Elders.

Paragraph 9.

There is no "administrative convenience" as visualised by the commentator. Local knowledge has shown that litigation among people who are widely scattered becomes impossible if village Elders are the only judges. It might be easy to get judgment but extremely difficult to obtain satisfaction. Among the Giriama I know of cases in which a judgment debt has been outstanding for more than a generation owing to the impossibility of getting a judgment enforced. The old system was extensive and inefficient for all parties and the present Ordinances was evolved to improve matters. It has proved a very fair success.

Detailed application of principles laid down for the formation of Tribunals must be made to conform to the great variety of conditions to be found among the many tribes in Kenya.

(Sgd.) H. MONTGOMERY.

At Geneva. 5. 6. 35.

ALL his Resumes.
Series: S.B.35

16
3

RECEIVED
JUN 1935
C. O. REGY

Dear Freester

I return the notes on my 1935 annual report with
my comments.
I know you are the author of the notes. It obviously suffers
from lack of local knowledge but I appreciate his interest & if
he wants to know can further questions I could write to him
personally.
Can I have a copy of the notes - my reply.

Yours sincerely
H. H. [unclear]

Reply to some notes.

Page 9-15.

For some years the Gov. has been discussing

as to whether direct taxation should take another form than that of Poll Tax. Gov. has decided to retain the present form of taxation but it is possible that the rate will be permanently lowered in certain districts. This is now under consideration. Other methods suggested were Poll Tax, Stock Tax, Cattle Tax or Land Tax (Vide Lord Moyne Report) but the tendency is to call on the individual rather than the families or clans. As the tax has progress individualism must show & I cannot see that it is a wrong policy.

Collection of Tax by the local authorities will be encouraged but the matter of exemption being granted by them has to be carefully watched for some years. It is a mistake to put too much responsibility on the local level as in the present state of collection that is found in Kenya.

Through the Local Native Councils the people have a say in the collection of both Gov. contributions & their own cesses and in the Territories (and progress has been made but we do not want to go ahead too fast.

Page 7

It is agreed that it is wise to recognize "country" effects & activities but the frontier referred to in para 7 has to be seen to be fully realized.

For administrative convenience areas have been divided into districts and "locations" the boundaries of which do not necessarily follow those of tribal boundaries.

members live in different locations & different districts.
It follows therefore that "den conscientium" some times makes
administration difficult. It is not frank to afford salaries from
every den.

Page 12.

The comment is not understood. As stated, our present organization
is foreign to the Lumbwa tribe but is considered the best in the
circumstances. The Lumbwa were formerly organized in warrior
forces. We did not recognize any united authority through the
Lumbwa; a medicine man had great power.

It is not advisable to continue the warrior organization in its
old form and the Lumbwa influence is definitely anti-government.
Hedloms, commonly called chiefs, have to be appointed & the best
men have to be looked for.

As in the Lumbwa tribe some of the older men in office have
been replaced by younger men but they are not "chiefs" and the
same usually accepts.

Page 20 (shown as 30 in the copy of the notes)

Inspectors have the right to vote on laws after notice to the
owner. The difficulty of finding the real owner causes trouble in
the early days of mining. This was seen when later by the
appointment of Nat. v. Amerson. No cash check is given & the
Inspector so that amicable arrangements are made.

Page 34

The young native Christians are difficult to deal with.
The same organization referred to has to support of all
features.

Para 26.

Security Govt must remain. The system must
prev. over them, after years of experience, it is found unworkable.

Para 30.

In Nairobi then can be given 25 Ha. down, then in an
9 is the new arrangements works well.
When is the objection?

Para 35.

The Elgeyo is thought as primitive people and have to be
looked after in food for them. They cannot be allowed to starve in
barren plain. Some fertile highlands exist in their own territory.
It must not be imagined that order under the N. A. O. will
be given lightly.

Chapter 3. Para 23.

His children have to learn and the institution of their
Councils has had a very good educative effect.

Chapter IV Native Tribunals

Para 7.(c)

Does the Commissioner ~~do anything~~ or should not back &
do nothing? The Native Tribunals will very fairly well
as states before among some tribes there are no traditional
chiefs and Govt. appointments have to be made.
If Govt. officials might use the criminal cases but he should not
be both judge & prosecutor. He should certainly not try civil
cases.
It is found best to select Tribunal members from a panel of Elders.

Page 9. There is no administrative concern in view of the
 • Commentor. Local knowledge has shown that hitherto com-
 plete has an widely scattered become impossible if viable.
 It has on the very paper. It might be easy to set judgment but
 extremely difficult to obtain self-protection. Among the (various)
 have 7 cases in which a ~~planning~~ ~~control~~ judgment debt has
 been outstanding for more than a year. This owing to the impossibility
 of getting a judgment enforced. The net system was elaborate &
 insufficient for all districts & the present Ordinance or is open to
 improv. method. It has proved a success.
 Details office time of municipalities laid down for the promotion of
 Tribunals must be made to conform to the most variety of
 conditions to be found among the many Tribes in Hong.

H P M...
 at Geneva. 5. 6. 35

NOTE ON POINTS IN THE KENYA NATIVE
AFFAIRS DEPARTMENT ANNUAL REPORT,
1933.

Chapter II, paragraphs 2 and 5. The collection of tax by Administrative Officers naturally takes a disproportionate amount of the time of the Administrative staff and it is satisfactory to see that in Nyanza Province an experiment has been made with Chiefs collecting tax themselves. It is not quite clear why a succession of bad years has made tax collection from individual natives by District Officers a necessity, and it appears to be a method of collection that should be discontinued as early as possible. The payment of individual tax by a native, amounts to a definite recognition of the individual as a unit independent of the tribe or family, which breaks down parental and tribal authority only too efficiently. Even if a large percentage of the tax is remitted and only a small portion collected the method of collection is more important than the amount, taking a long view. Paragraph 5 is perfectly clear as to the evils of the system. It is a pity that such a departure from the first principles of indirect rule should have been made at all. It is to be hoped that the trial of collection of tax by the natural legitimate authorities will be extended but it is unlikely that results will continue to be successful if some of the expenditure is not also within the control of the local native authorities. In addition the authorities of a community should be able to decide who is to be exempted from paying tax rather than leaving

Copy to H.R. Montgomery (4)

leaving the decision to the District Officer.
(In the first year of the collection of direct tax in a District in the Calabar Province of Nigeria a number of chronic invalids paraded round meeting the District Officer in village after village, impersonating local inhabitants, after which it was found that, principle apart, exemptions were more efficiently made by a proper native authority than by relying on the District Officer's memory for faces).

Paragraph 7. Clan consciousness is possibly not to be regarded as an unmitigated evil. A native community may be generally expected to have some organisation and the recognition of the existing effective authority, whatever form it is in, whether Chief, Elders, or priestly clan, seems to be a first principle on which any native administration must be based. If a clan are dissatisfied about their rulers there is at least a presumption that the organisation as recognised by the Govt. is wrong and merits further enquiry. The outbreak of nyamumboism described in paragraph 11 suggests that there is possibly some difference between the authorities recognised by Govt. and the real native organisation existing. (It may be remembered that one of the root causes of the 1929 rising in S.Nigeria was a similar failure on the part of the Administration to recognise that the Chiefs as then constituted were the real customary authority).

Paragraph 12.

22

Paragraph 12. This is even more striking. The District Commissioner writes: "There is no doubt that the native authorities are weak as the organisation of Chiefs and Headmen is foreign to the tribe". It is to be presumed that the tribe in question is not and has not been for the past decades an unorganised rabble but has some method of organisation, perhaps conciliar or perhaps based on age classes, but to impose an alien organisation and then recognise it seems to be a wrong method of approach. The passage goes on to say that several changes have been made in the personnel of the Chiefs. Either Chiefs are or they are not, and changing the personnel merely means changing the native scapegoat who is badgered by Govt. into a position which he has not got, and the prospects of ultimate success must be measured accordingly.

Paragraph 20. If prospectors began to dig pits without any reference to landowners it would seem more equitable that an action should be taken against them in the Courts for trespass rather than the natives be prosecuted for obstruction ~~etc. but an~~ E.P.L. seems to be the only
Paragraph 22. The "Warden of Mines" seems a satisfactory if unofficial creation.

Paragraph 34. The C.M.S. "agitation" described has resulted in a measure which must be presumed to make it incumbent upon the pagans to register their most private shrines - a thing that the negro would be most unwilling to do. Any restraint should in equity appear to be of the new-comer, and young Christians who cut down sacred groves might be expected to be difficult citizens.

Paragraph 36. The opinion of the District Commissioner is recorded that the lack of public spirit

spirit among the Akamba in apprehending offenders results from resentment against the system of government by headmen ^{instead of} ~~caused by~~ loosely collective bodies of Elders. This speaks for itself. Why impose an alien system that does not work? The old fallacious argument of administrative convenience, no doubt.

Paragraph 50. Again, "Headmen put in charge of large locations are a great administrative convenience."

Paragraph 55. The Native Authorities Ordinance is to be invoked to compel the native to grow foodstuffs. It sounds as if the Native Authorities Ordinance was to be invoked to assist direct ^(of administration) rule.

Chapter III Local Native Councils.

Paragraph 23. It seems probable that if an artificial ^{deliberate} body is created of different tribes it may be expected that it will leave a good deal to be desired. It is difficult not to distrust artificial federations and assemblies and it is questionable whether they will serve much purpose in the long run. Sir D. Cameron's Tanganyika Memorandum was very definitely in favour of federations and to some extent his policy was tried in Nigeria, but the first essential appears to be sure that the smallest effective functioning executive unit is recognised and is allowed to function and encouraged by being given some financial control. If in time a unity of interests makes a unity of administration or consultation possible

23
possible, it will be evident, but in the first stages expenditure on five foot-bridges ⁵ ~~for~~ five small tribes is probably sounder than joint expenditure on one road-bridge. A deliberating council being a federation of tribal authorities and having some financial control of the spending of rates or taxes, while a definite paper advance seems to be a very un-African conception and consequently must be regarded with a certain amount of doubt and it is not surprising if it does not function very well.

Chapter IV, Native Tribunals.

Paragraph 7 (c). "The gradual elimination of Chiefs and other natives connected with the executive from judicial work". The Report goes on to say that under tribal law the judicial and executive were combined in one and centuries of ingrained tradition cannot be swept away with a stroke of the pen. Surely to try and sweep it away is running before walking. The whole efficiency of a native court depends upon it being vested not with the authority of an Ordinance but with the confidence of the people who use it, and if they are accustomed to being judged by a particular set of men who are also the executive, it seems the height of folly to try and persuade them that they should ^{accept} ~~accept~~ a new set of men with no traditional sanction to judge them, and the result can only be a Govt. nominee system run mad and a consequent increase in corruption. It would appear that Kenya is advancing far beyond anything dreamed of elsewhere in its desire to give the native the British conception of the division of judicial and

and executive power but it seems questionable whether it is wise. " " ^{Divisional} ~~Additional~~ tribunals have been formed". " There appears a decrease of cases settled privately "by local Elders for a fee". The primary object of native tribunals is to deal with the minor cases of the community in the customary way and it is to be presumed that there is probably an existing system of settling disputes in any native community. Therefore the first step towards establishing an effective native court system is by recognising the existing machinery and guiding its functions. The settling of cases privately is usually a symptom of some disease in the recognised existing native court, as plaintiffs and defendants will go naturally to the place where they get/ ^{the} justice they want, and that is usually the customary judicial authority. If natives resort to village Elders there is a presumption that those Elders are the proper people to be recognised even if their court records ~~are~~ ^{is a} merely a notched stick. Efficiency and centralization are dangerous things where native courts are concerned. ^{when} On the whole, the smaller the Court of First Instance the better ~~and~~, a native community will probably have an appeal system and it may be that it is possible to recognise the Appeal Court as the Native Court and allow the Elders to function without ^{in the village} any definite recognition, but the establishment of Divisional Courts smells of "administrative convenience".

and executive power but it seems questionable whether it is wise. " "Divisional

Paragraph 9. "~~Additional~~ tribunals have been formed". "There appears a decrease of cases settled privately "by local Elders for a fee". The primary object of native tribunals is to deal with the minor cases of the community in the customary way and it is to be presumed that there is probably an existing system of settling disputes in any native community. Therefore the first step towards establishing an effective native court system is by recognising the existing machinery and guiding its functions. The settling of cases privately is usually a symptom of some disease in the recognised existing native court, as plaintiffs and defendants will go naturally to the place where they get ^{the} justice they want, and that is usually the customary judicial authority. If natives resort to village Elders there is a presumption that those Elders are the proper people to be recognised even if their court records ~~are~~ ^{are} merely a notched stick. Efficiency and centralization are dangerous things where native courts are concerned. ^{where} On the whole, the smaller the Court of First Instance the better ~~and~~, a native community will probably have an appeal system and it may be that it is possible to recognise the Appeal Court as the Native Court and allow the Elders to function ^{in the village} without any definite recognition, but the establishment of Divisional Courts smells of "administrative convenience".

Sub. regd in 35073/35

24



THE SECRETARIAT,
NAIROBI,
KENYA.

WHEN REPLYING
PLEASE QUOTE
No. *D. Reg. Co. 26/3/6/*
AND DATE

RECEIVED
- 9 MAR 1935
C. O. REGY/

FEBRUARY, 1935.

The Colonial Secretary of the Colony and Protectorate of Kenya presents his compliments to the Under Secretary of State for the Colonies, and has the honour to transmit twelve copies of each of the undermentioned publications:-

Native Affairs Department Annual Report, 1933

Regd in 35073/35

~~Return of Land Grants - 1st October to 31st December, 1934.~~

CONTENTS

	PAGE
I. PREFACE	1
II. BUSINESS AND GENERAL	3
III. LOCAL NATIVE COUNCILS	11
IV. NATIVE ISLANDS	15
V. TRADE	17
VI. EDUCATION	19
VII. SERVICES AND PUBLIC HEALTH	21

NATIVE AFFAIRS DEPARTMENT ANNUAL REPORT, 1933

VIII. THE NATIVE LANDS	23
IX. THE NATIVE INDUSTRIES	25
X. THE NATIVE ARTS AND CRAFTS	27
XI. THE NATIVE SOCIETY	29
XII. THE NATIVE ECONOMY	31
XIII. THE NATIVE CULTURE	33
XIV. THE NATIVE LANGUAGE	35
XV. THE NATIVE HISTORY	37
XVI. THE NATIVE ETHNOLOGY	39
XVII. THE NATIVE ANTHROPOLOGY	41
XVIII. THE NATIVE GEOGRAPHY	43
XIX. THE NATIVE CLIMATE	45
XX. THE NATIVE FLORA AND FAUNA	47
XXI. THE NATIVE MINERAL RESOURCES	49
XXII. THE NATIVE AGRICULTURE	51
XXIII. THE NATIVE PASTORALISM	53
XXIV. THE NATIVE FISHERIES	55
XXV. THE NATIVE HUNTING AND GATHERING	57
XXVI. THE NATIVE TRADE AND COMMERCE	59
XXVII. THE NATIVE INDUSTRY	61
XXVIII. THE NATIVE ARTS AND CRAFTS	63
XXIX. THE NATIVE SOCIETY	65
XXX. THE NATIVE ECONOMY	67
XXXI. THE NATIVE CULTURE	69
XXXII. THE NATIVE LANGUAGE	71
XXXIII. THE NATIVE HISTORY	73
XXXIV. THE NATIVE ETHNOLOGY	75
XXXV. THE NATIVE ANTHROPOLOGY	77
XXXVI. THE NATIVE GEOGRAPHY	79
XXXVII. THE NATIVE CLIMATE	81
XXXVIII. THE NATIVE FLORA AND FAUNA	83
XXXIX. THE NATIVE MINERAL RESOURCES	85
XL. THE NATIVE AGRICULTURE	87
XLI. THE NATIVE PASTORALISM	89
XLII. THE NATIVE FISHERIES	91
XLIII. THE NATIVE HUNTING AND GATHERING	93
XLIV. THE NATIVE TRADE AND COMMERCE	95
XLV. THE NATIVE INDUSTRY	97
XLVI. THE NATIVE ARTS AND CRAFTS	99
XLVII. THE NATIVE SOCIETY	101
XLVIII. THE NATIVE ECONOMY	103
XLIX. THE NATIVE CULTURE	105
L. THE NATIVE LANGUAGE	107
L. THE NATIVE HISTORY	109
L. THE NATIVE ETHNOLOGY	111
L. THE NATIVE ANTHROPOLOGY	113
L. THE NATIVE GEOGRAPHY	115
L. THE NATIVE CLIMATE	117
L. THE NATIVE FLORA AND FAUNA	119
L. THE NATIVE MINERAL RESOURCES	121
L. THE NATIVE AGRICULTURE	123
L. THE NATIVE PASTORALISM	125
L. THE NATIVE FISHERIES	127
L. THE NATIVE HUNTING AND GATHERING	129
L. THE NATIVE TRADE AND COMMERCE	131
L. THE NATIVE INDUSTRY	133
L. THE NATIVE ARTS AND CRAFTS	135
L. THE NATIVE SOCIETY	137
L. THE NATIVE ECONOMY	139
L. THE NATIVE CULTURE	141
L. THE NATIVE LANGUAGE	143
L. THE NATIVE HISTORY	145
L. THE NATIVE ETHNOLOGY	147
L. THE NATIVE ANTHROPOLOGY	149
L. THE NATIVE GEOGRAPHY	151
L. THE NATIVE CLIMATE	153
L. THE NATIVE FLORA AND FAUNA	155
L. THE NATIVE MINERAL RESOURCES	157
L. THE NATIVE AGRICULTURE	159
L. THE NATIVE PASTORALISM	161
L. THE NATIVE FISHERIES	163
L. THE NATIVE HUNTING AND GATHERING	165
L. THE NATIVE TRADE AND COMMERCE	167
L. THE NATIVE INDUSTRY	169
L. THE NATIVE ARTS AND CRAFTS	171
L. THE NATIVE SOCIETY	173
L. THE NATIVE ECONOMY	175
L. THE NATIVE CULTURE	177
L. THE NATIVE LANGUAGE	179
L. THE NATIVE HISTORY	181
L. THE NATIVE ETHNOLOGY	183
L. THE NATIVE ANTHROPOLOGY	185
L. THE NATIVE GEOGRAPHY	187
L. THE NATIVE CLIMATE	189
L. THE NATIVE FLORA AND FAUNA	191
L. THE NATIVE MINERAL RESOURCES	193
L. THE NATIVE AGRICULTURE	195
L. THE NATIVE PASTORALISM	197
L. THE NATIVE FISHERIES	199
L. THE NATIVE HUNTING AND GATHERING	201
L. THE NATIVE TRADE AND COMMERCE	203
L. THE NATIVE INDUSTRY	205
L. THE NATIVE ARTS AND CRAFTS	207
L. THE NATIVE SOCIETY	209
L. THE NATIVE ECONOMY	211
L. THE NATIVE CULTURE	213
L. THE NATIVE LANGUAGE	215
L. THE NATIVE HISTORY	217
L. THE NATIVE ETHNOLOGY	219
L. THE NATIVE ANTHROPOLOGY	221
L. THE NATIVE GEOGRAPHY	223
L. THE NATIVE CLIMATE	225
L. THE NATIVE FLORA AND FAUNA	227
L. THE NATIVE MINERAL RESOURCES	229
L. THE NATIVE AGRICULTURE	231
L. THE NATIVE PASTORALISM	233
L. THE NATIVE FISHERIES	235
L. THE NATIVE HUNTING AND GATHERING	237
L. THE NATIVE TRADE AND COMMERCE	239
L. THE NATIVE INDUSTRY	241
L. THE NATIVE ARTS AND CRAFTS	243
L. THE NATIVE SOCIETY	245
L. THE NATIVE ECONOMY	247
L. THE NATIVE CULTURE	249
L. THE NATIVE LANGUAGE	251
L. THE NATIVE HISTORY	253
L. THE NATIVE ETHNOLOGY	255
L. THE NATIVE ANTHROPOLOGY	257
L. THE NATIVE GEOGRAPHY	259
L. THE NATIVE CLIMATE	261
L. THE NATIVE FLORA AND FAUNA	263
L. THE NATIVE MINERAL RESOURCES	265
L. THE NATIVE AGRICULTURE	267
L. THE NATIVE PASTORALISM	269
L. THE NATIVE FISHERIES	271
L. THE NATIVE HUNTING AND GATHERING	273
L. THE NATIVE TRADE AND COMMERCE	275
L. THE NATIVE INDUSTRY	277
L. THE NATIVE ARTS AND CRAFTS	279
L. THE NATIVE SOCIETY	281
L. THE NATIVE ECONOMY	283
L. THE NATIVE CULTURE	285
L. THE NATIVE LANGUAGE	287
L. THE NATIVE HISTORY	289
L. THE NATIVE ETHNOLOGY	291
L. THE NATIVE ANTHROPOLOGY	293
L. THE NATIVE GEOGRAPHY	295
L. THE NATIVE CLIMATE	297
L. THE NATIVE FLORA AND FAUNA	299
L. THE NATIVE MINERAL RESOURCES	301
L. THE NATIVE AGRICULTURE	303
L. THE NATIVE PASTORALISM	305
L. THE NATIVE FISHERIES	307
L. THE NATIVE HUNTING AND GATHERING	309
L. THE NATIVE TRADE AND COMMERCE	311
L. THE NATIVE INDUSTRY	313
L. THE NATIVE ARTS AND CRAFTS	315
L. THE NATIVE SOCIETY	317
L. THE NATIVE ECONOMY	319
L. THE NATIVE CULTURE	321
L. THE NATIVE LANGUAGE	323
L. THE NATIVE HISTORY	325
L. THE NATIVE ETHNOLOGY	327
L. THE NATIVE ANTHROPOLOGY	329
L. THE NATIVE GEOGRAPHY	331
L. THE NATIVE CLIMATE	333
L. THE NATIVE FLORA AND FAUNA	335
L. THE NATIVE MINERAL RESOURCES	337
L. THE NATIVE AGRICULTURE	339
L. THE NATIVE PASTORALISM	341
L. THE NATIVE FISHERIES	343
L. THE NATIVE HUNTING AND GATHERING	345
L. THE NATIVE TRADE AND COMMERCE	347
L. THE NATIVE INDUSTRY	349
L. THE NATIVE ARTS AND CRAFTS	351
L. THE NATIVE SOCIETY	353
L. THE NATIVE ECONOMY	355
L. THE NATIVE CULTURE	357
L. THE NATIVE LANGUAGE	359
L. THE NATIVE HISTORY	361
L. THE NATIVE ETHNOLOGY	363
L. THE NATIVE ANTHROPOLOGY	365
L. THE NATIVE GEOGRAPHY	367
L. THE NATIVE CLIMATE	369
L. THE NATIVE FLORA AND FAUNA	371
L. THE NATIVE MINERAL RESOURCES	373
L. THE NATIVE AGRICULTURE	375
L. THE NATIVE PASTORALISM	377
L. THE NATIVE FISHERIES	379
L. THE NATIVE HUNTING AND GATHERING	381
L. THE NATIVE TRADE AND COMMERCE	383
L. THE NATIVE INDUSTRY	385
L. THE NATIVE ARTS AND CRAFTS	387
L. THE NATIVE SOCIETY	389
L. THE NATIVE ECONOMY	391
L. THE NATIVE CULTURE	393
L. THE NATIVE LANGUAGE	395
L. THE NATIVE HISTORY	397
L. THE NATIVE ETHNOLOGY	399
L. THE NATIVE ANTHROPOLOGY	401
L. THE NATIVE GEOGRAPHY	403
L. THE NATIVE CLIMATE	405
L. THE NATIVE FLORA AND FAUNA	407
L. THE NATIVE MINERAL RESOURCES	409
L. THE NATIVE AGRICULTURE	411
L. THE NATIVE PASTORALISM	413
L. THE NATIVE FISHERIES	415
L. THE NATIVE HUNTING AND GATHERING	417
L. THE NATIVE TRADE AND COMMERCE	419
L. THE NATIVE INDUSTRY	421
L. THE NATIVE ARTS AND CRAFTS	423
L. THE NATIVE SOCIETY	425
L. THE NATIVE ECONOMY	427
L. THE NATIVE CULTURE	429
L. THE NATIVE LANGUAGE	431
L. THE NATIVE HISTORY	433
L. THE NATIVE ETHNOLOGY	435
L. THE NATIVE ANTHROPOLOGY	437
L. THE NATIVE GEOGRAPHY	439
L. THE NATIVE CLIMATE	441
L. THE NATIVE FLORA AND FAUNA	443
L. THE NATIVE MINERAL RESOURCES	445
L. THE NATIVE AGRICULTURE	447
L. THE NATIVE PASTORALISM	449
L. THE NATIVE FISHERIES	451
L. THE NATIVE HUNTING AND GATHERING	453
L. THE NATIVE TRADE AND COMMERCE	455
L. THE NATIVE INDUSTRY	457
L. THE NATIVE ARTS AND CRAFTS	459
L. THE NATIVE SOCIETY	461
L. THE NATIVE ECONOMY	463
L. THE NATIVE CULTURE	465
L. THE NATIVE LANGUAGE	467
L. THE NATIVE HISTORY	469
L. THE NATIVE ETHNOLOGY	471
L. THE NATIVE ANTHROPOLOGY	473
L. THE NATIVE GEOGRAPHY	475
L. THE NATIVE CLIMATE	477
L. THE NATIVE FLORA AND FAUNA	479
L. THE NATIVE MINERAL RESOURCES	481
L. THE NATIVE AGRICULTURE	483
L. THE NATIVE PASTORALISM	485
L. THE NATIVE FISHERIES	487
L. THE NATIVE HUNTING AND GATHERING	489
L. THE NATIVE TRADE AND COMMERCE	491
L. THE NATIVE INDUSTRY	493
L. THE NATIVE ARTS AND CRAFTS	495
L. THE NATIVE SOCIETY	497
L. THE NATIVE ECONOMY	499
L. THE NATIVE CULTURE	501
L. THE NATIVE LANGUAGE	503
L. THE NATIVE HISTORY	505
L. THE NATIVE ETHNOLOGY	507
L. THE NATIVE ANTHROPOLOGY	509
L. THE NATIVE GEOGRAPHY	511
L. THE NATIVE CLIMATE	513
L. THE NATIVE FLORA AND FAUNA	515
L. THE NATIVE MINERAL RESOURCES	517
L. THE NATIVE AGRICULTURE	519
L. THE NATIVE PASTORALISM	521
L. THE NATIVE FISHERIES	523
L. THE NATIVE HUNTING AND GATHERING	525
L. THE NATIVE TRADE AND COMMERCE	527
L. THE NATIVE INDUSTRY	529
L. THE NATIVE ARTS AND CRAFTS	531
L. THE NATIVE SOCIETY	533
L. THE NATIVE ECONOMY	535
L. THE NATIVE CULTURE	537
L. THE NATIVE LANGUAGE	539
L. THE NATIVE HISTORY	541
L. THE NATIVE ETHNOLOGY	543
L. THE NATIVE ANTHROPOLOGY	545
L. THE NATIVE GEOGRAPHY	547
L. THE NATIVE CLIMATE	549
L. THE NATIVE FLORA AND FAUNA	551
L. THE NATIVE MINERAL RESOURCES	553
L. THE NATIVE AGRICULTURE	555
L. THE NATIVE PASTORALISM	557
L. THE NATIVE FISHERIES	559
L. THE NATIVE HUNTING AND GATHERING	561
L. THE NATIVE TRADE AND COMMERCE	563
L. THE NATIVE INDUSTRY	565
L. THE NATIVE ARTS AND CRAFTS	567
L. THE NATIVE SOCIETY	569
L. THE NATIVE ECONOMY	571
L. THE NATIVE CULTURE	573
L. THE NATIVE LANGUAGE	575
L. THE NATIVE HISTORY	577
L. THE NATIVE ETHNOLOGY	579
L. THE NATIVE ANTHROPOLOGY	581
L. THE NATIVE GEOGRAPHY	583
L. THE NATIVE CLIMATE	585
L. THE NATIVE FLORA AND FAUNA	587
L. THE NATIVE MINERAL RESOURCES	589
L. THE NATIVE AGRICULTURE	591
L. THE NATIVE PASTORALISM	593
L. THE NATIVE FISHERIES	595
L. THE NATIVE HUNTING AND GATHERING	597
L. THE NATIVE TRADE AND COMMERCE	599
L. THE NATIVE INDUSTRY	601
L. THE NATIVE ARTS AND CRAFTS	603
L. THE NATIVE SOCIETY	605
L. THE NATIVE ECONOMY	607
L. THE NATIVE CULTURE	609
L. THE NATIVE LANGUAGE	611
L. THE NATIVE HISTORY	613
L. THE NATIVE ETHNOLOGY	615
L. THE NATIVE ANTHROPOLOGY	617
L. THE NATIVE GEOGRAPHY	619
L. THE NATIVE CLIMATE	621
L. THE NATIVE FLORA AND FAUNA	623
L. THE NATIVE MINERAL RESOURCES	625
L. THE NATIVE AGRICULTURE	627
L. THE NATIVE PASTORALISM	629
L. THE NATIVE FISHERIES	631
L. THE NATIVE HUNTING AND GATHERING	633
L. THE NATIVE TRADE AND COMMERCE	635
L. THE NATIVE INDUSTRY	637
L. THE NATIVE ARTS AND CRAFTS	639
L. THE NATIVE SOCIETY	641
L. THE NATIVE ECONOMY	643
L. THE NATIVE CULTURE	645
L. THE NATIVE LANGUAGE	647
L. THE NATIVE HISTORY	649
L. THE NATIVE ETHNOLOGY	651
L. THE NATIVE ANTHROPOLOGY	653
L. THE NATIVE GEOGRAPHY	655
L. THE NATIVE CLIMATE	657
L. THE NATIVE FLORA AND FAUNA	659
L. THE NATIVE MINERAL RESOURCES	661
L. THE NATIVE AGRICULTURE	663
L. THE NATIVE PASTORALISM	665
L. THE NATIVE FISHERIES	667
L. THE NATIVE HUNTING AND GATHERING	669
L. THE NATIVE TRADE AND COMMERCE	671
L. THE NATIVE INDUSTRY	673
L. THE NATIVE ARTS AND CRAFTS	675
L. THE NATIVE SOCIETY	677
L. THE NATIVE ECONOMY	679
L. THE NATIVE CULTURE	681
L. THE NATIVE LANGUAGE	683
L. THE NATIVE HISTORY	685
L. THE NATIVE ETHNOLOGY	687
L. THE NATIVE ANTHROPOLOGY	689

CONTENTS

CHAPTER	PAGE
I. STAFF	1
II. POLITICAL AND GENERAL	2
III. LOCAL NATIVE COUNCILS	31
IV. NATIVE TRIBUNALS	41
V. TRADE	47
VI. EDUCATION	53
VII. MEDICAL AND PUBLIC HEALTH	62
VIII. FORESTS	73
IX. AGRICULTURE	76
X. LIVE STOCK	87
XI. POLICE	91
XII. CRIME	94
XIII. PRISONS	98
XIV. PUBLIC WORKS	100
XV. LEGISLATION AFFECTING NATIVES	103
XVI. LAND	106
XVII. NATIVES IN NON-NATIVE AREAS	108
XVIII. NATIVES' TRUST FUND	111
XIX. TAXATION	112
CONCLUSION	112
PHOTOGRAPHS	<i>facing</i> 112
 APPENDICES	
A—CREDIT BALANCES IN LOCAL NATIVE COUNCIL FUNDS	113
B—POST OFFICE SAVINGS BANK	113
C—COMPARISON OF NATIVE POPULATION AND TAXATION, 1932-1933	114
D—COMPARATIVE TABLE OF REVENUE AND EXPENDITURE OF LOCAL NATIVE COUNCILS IN 1933	115
E—HEALTH SCHEME FOR NATIVE RESERVES	117
F—NORTH KAVIRONDO L.N.C. BUDGET, 1933	119
LABOUR SECTION REPORT	121
REGISTRATION SECTION AND CENTRAL FINGER PRINT BUREAU REPORT	139
REGISTRATION OF DOMESTIC SERVANTS SECTION REPORT	183

25
KENYA COLONY AND PROTECTORATE



Native Affairs Department
Annual Report
1933

Price 3/-

NAIROBI
PRINTED BY THE GOVERNMENT PRINTER
1934

NATIVE AFFAIRS DEPARTMENT
ANNUAL REPORT, 1933

CONTENTS

CHAPTER	PAGE
I. STAFF	1
II. POLITICAL AND GENERAL	2
III. LOCAL NATIVE COUNCILS	31
IV. NATIVE TRIBUNALS	41
V. TRADE	47
VI. EDUCATION	53
VII. MEDICAL AND PUBLIC HEALTH	62
VIII. FORESTS	73
IX. AGRICULTURE	76
X. LIVE STOCK	87
XI. POLICE	91
XII. CRIME	94
XIII. PRISONS	98
XIV. PUBLIC WORKS	100
XV. LEGISLATION AFFECTING NATIVES	103
XVI. LAND	106
XVII. NATIVES IN NON-NATIVE AREAS	108
XVIII. NATIVES' TRUST FUND	111
XIX. TAXATION	112
CONCLUSION	112
PHOTOGRAPHS	<i>facing</i> 112
 APPENDICES	
A—CREDIT BALANCES IN LOCAL NATIVE COUNCIL FUNDS	113
B—POST OFFICE SAVINGS BANK	113
C—COMPARISON OF NATIVE POPULATION AND TAXATION, 1932-1933	114
D—COMPARATIVE TABLE OF REVENUE AND EXPENDITURE OF LOCAL NATIVE COUNCILS IN 1933	115
E—HEALTH SCHEME FOR NATIVE RESERVES	117
F—NORTH KAVIRONDO L.N.C. BUDGET, 1933	119
LABOUR SECTION REPORT	121
REGISTRATION SECTION AND CENTRAL FINGER PRINT BUREAU REPORT	139
REGISTRATION OF DOMESTIC SERVANTS SECTION REPORT	183

28

G A V

NATIVE AFFAIRS DEPARTMENT ANNUAL REPORT, 1933

CHAPTER I.

STAFF.

Headquarters Administration.

1. Mr. A. de V. Wade, O.B.E., was in charge of the Department until the 11th June, when he was appointed Acting Colonial Secretary. He was again in charge from the 18th November until the 23rd December when he proceeded on leave.

2. Mr. S. H. La Fontaine, D.S.O., O.B.E., M.C., was Acting Chief Native Commissioner from the 11th June until the 18th November and from the 23rd December until the end of the year.

3. Mr. V. G. Glenday, O.B.E., acted as Principal Assistant from the 1st January until the 14th March, when he was relieved by Mr. A. A. Seldon who acted in this capacity until the end of the year.

4. Mr. H. H. Low was Secretary from the 1st January until the 4th April when he was succeeded by Mr. R. J. C. Howes. On 16th June Mr. E. B. Beetham succeeded Mr. Howes and filled this post for the remainder of the year.

5. The staff consisted of:—

1 Principal Assistant.

1 Secretary.

4 European clerks (ladies), i.e.—

1 Confidential Stenographer and in charge of Confidential Records (who proceeded on leave pending retirement on the 11th June);

3 Stenographers.

1 Asian Clerk.

1 African Clerk.

6. In addition to the above the following subdivisions of the Department were staffed as under:—

Labour Section.

Principal Labour Inspector (a Senior Medical Officer).

3 Labour Officers.

1 Asian Clerk.

2 African Clerks.

Registration Section.

Chief Registrar of Natives.

1 Assistant Registrar of Natives.

2 European Clerks.

22 Asian Clerks.

54 African Clerks.

Central Finger Print Bureau.

Officer in Charge of the Bureau.

25 Asian Clerks.

The Registration and Finger Print Sections are statistical branches. They are self-contained, and are housed in a separate building about half a mile away.

CHAPTER II.

POLITICAL AND GENERAL.

1. Reports from all Provinces indicate that the year 1933 was agreeably free from political troubles or agitations for reform. Activities of such bodies as the Kikuyu Central Association and the Kavirondo Taxpayers' Association have not been conspicuous, at least in their relations with Government, and there seems to have been a general absence of manifestations of discontent or dissatisfaction with constituted authority. This is particularly satisfactory in view of the fact that mining developments might have been supposed to provide opportunities for trouble in Nyanza while there was some reason to fear that the Kikuyu would be unduly agitated by the presence of the Carter Commission.

2. While, however, there is some cause for congratulation of a negative kind on the absence of trouble there is unfortunately little to record in the way of positive progress. The effects of the financial depression, to which reference was made in the Annual Report for 1931 and 1932, continued operative through 1933. The best that can be said is that the downward trend seems to have been arrested and that during the year there appeared certain signs of improvement. There was a rise in the price of hides, figures of employment showed an upward trend as the year advanced, and there was some improvement in the price of cereals and other agricultural products. Conditions, however, remained very much the same as in 1932 with the result that the administrative officers were occupied with the collection of tax to the exclusion of other

administrative duties. It is unfortunately true that the payment of tax at Sh. 12 per hut and per poll is now a matter of some inconvenience, and in some cases a matter of some difficulty, to the native population. It was inevitable that they should be smitten, with other communities, by the economic blizzard. It is probable, however, that they have suffered less than others; as was stated in the Annual Report for 1932: "In ordinary life they are no worse off, food is plentiful; a month's work at Sh. 8 will buy more goats than a month's work at Sh. 12 used to. In fact there is plenty of everything except money, and the shortage is only really felt when tax collection starts." This means that tax collecting, although it inflicts no very great hardship on those who pay, is a worrying and exacting business and occupies much more of an Administrative Officer's time than it did in days of prosperity, with the result that he has less time to devote to the advancement of his district.

3. During the year under review His Excellency the Governor visited Machakos district in the month of January and Nakuru in March. In the month of May he went up the coast as far as Malindi from Mombasa and was again in Mombasa in December.

In the month of July His Excellency the Acting Governor, Mr. H. M. Moore, visited Isiolo, Garba Tulla and Garissa in the Northern Frontier Province, Kitui and Nziu in the Akamba country of the Central Province, and travelled down the Tana River to Lamu. In August he visited Mombasa and all the coast districts, except Kipini, and was again in Mombasa in September on his way to Dar es Salaam.

From the native point of view these visits are invaluable. Many districts have been toured where the inhabitants have never before seen His Majesty's representative and at all meetings it was evident that a visit by the Governor is much appreciated, and undoubtedly the native is impressed by these tours.

Nyanza Province.

4. Taking everything into consideration the year was quiet politically. Mining became an accepted factor in the life of the people, who saw that it entailed less disturbance than was first anticipated, while considerable sums of money were obtained from labour and the sale of produce and compensation paid regularly for disturbance. In this connection it is worthy of note that the Wasukha, who live on the actual goldfields of Kakamega, are the most vociferous about

1
naturally they are actively affected

yes but the goats are bad.

29

alleged grievances, though they are unsuitable from the mining labour point of view, and receive large sums for compensation of land for which they do not work.

5. From the administrative point of view the year was disappointing; officers were constantly employed on tax collection and there was insufficient time for real administrative work. Hut and poll tax used to be paid communally, but that is entirely changed now, possibly owing to a series of bad years and the consequent shortage of money. From several points of view this is a great pity, the young men spend their money on themselves and their girls and no longer help their fathers to the extent they did in the past. One result is that tax has to be collected individually, instead of by villages, which means much more work for District Officers who in the year under review were collecting tax unceasingly.

A satisfactory trial was made of Chiefs collecting tax themselves; a limited number of receipt books were issued and very considerable sums were collected and the system will be extended next year. In the course of time there is no reason why all the tax should not be collected by Chiefs, exemptions being done by District Officers.

6. The District Commissioner, North Kavirondo, reports:

"... 1933 started badly with intense political unrest engendered partly by a misunderstanding of the intentions of the Native Lands Trust (Amendment) Ordinance, and partly by a feeling that Government had taken sides with the miners against the local natives and that the latter could expect no redress. Fortunately it has been possible, gradually, to disprove these mistaken ideas and largely to regain native confidence that had been badly shaken.

Peaceful penetration has been the motto of the Kager clan, but it has met with little success and a change of policy may be expected."

7. The Central Kavirondo district was free from any pronounced feeling during the year. There was, however, a disturbing factor in the growth of what might be termed "clan consciousness". This continually made itself evident in disputes between mlango headmen over boundaries and the vociferous applications from each clan to have its own mlango headman, irrespective of where the members of the clan were living, and the growing disinclination of any one group of clans to work with a Chief who happened to be of

another clan. The native view point seemed to be that each clan with its sub-clan should at least have an assistant Chief of its own if they could not have a full Chief. Even the missionaries complained that clan feeling made their work extremely difficult in that it was impossible to send a teacher to a school unless he happened to be of the same clan as the people in the locality of the school.

The District Commissioner writes:—

"Little has been heard of the Kavirondo Taxpayers' Welfare Association during the year. The probable reason is that money has been so short that they have had to consider means of earning a livelihood rather than framing any agitation.

The Nyangori Laibons, who were deported in 1925, by order of the Supreme Court, have now been allowed to return. Local people were not in favour of their return but Government considered that they could not be kept away from their homes indefinitely."

8. In the preceding year His Excellency the Governor had addressed a large gathering of Chiefs and Elders in the South Kavirondo district and stressed the importance of increased production of economic crops. The outstanding feature of the year was the strides made in progress along the lines indicated by His Excellency. The exports showed a large increase in beans, simsim, groundnuts, cheroko, maize and linseed, while enormous quantities of millet (sorghum) are available.

9. The Kisii showed great progress. They are now amenable and law abiding and, as they are hard working cultivators and keen traders, are of real use to the country. There can be no doubt that the visits which were made by Local Native Councillors to North and Central Kavirondo, to Mwanza and Nairobi, had a profound effect upon the mental outlook of many of the leaders of thought.

10. A remarkable change of outlook took place with regard to tree-planting. Hitherto apathy and a definite antagonism resulted in little tree planting except in Local Native Council plantations. During the year such a change took place that the tree nurseries could not keep pace with the demand for seedlings.

11. A recrudescence of Nyamumboism took place towards the end of the year and was brought to a head by a gathering of adherents. An enquiry followed which revealed some

extraordinary facts and fictions. The nine leaders of the movement were taking advantage of the locusts, drought and tax difficulties to enrich themselves by frauds and extortions and to undermine the authority of Chiefs by teaching that Europeans were about to leave and that Government servants and supporters would be turned into monkeys. The leaders were deported to Kipini after a judicial enquiry.

12. The administration of justice along the Lumbwa-Kisii boundary presented the same difficulties as have been noted in previous years. Of this the District Commissioner writes:—

“... Early in the year there was a recrudescence of Kisii border trouble. After disbandment of Levy Forces in that area, it could not be expected that some set-back would not be experienced, but Government have agreed for 1933 and 1934 to station extra colonial police in that area, which is alienated land. This force is now available to make frequent checks on illegal residence and trespass. The difficulty all along has been to exercise supervision over Lumbwa natives outside the jurisdiction of the Native Authorities; the tribal loyalty when Kisii troubles start is such that reserve natives respond to their squatter tribesmen's calls for assistance, but if the root of the troubles, i.e. the number of stray and idle natives, can be removed, more peaceable conditions should prevail. There is no doubt that the native authorities are weak, as the organization of Chiefs and Headmen is foreign to this tribe. The elders are prone to moan about the conduct of the young but too indolent to take steps to maintain any position of authority or power. With a view to strengthening them, the Local Native Council has voted in 1933 and 1934 sums sufficient for an extra thirty Tribal Police and several changes have been made in the personnel of the Chiefs. Combined with these measures an energetic tree-planting campaign has been carried out and certain administrative roads made in Sotik. Idleness and nomadic instincts have caused most of the troubles.”

13. After considerable persuasion the Kipsigis allotted an area to accommodate and concentrate the Laibons. A number have already gone there but, though the Local Native Council and the Laibons themselves were strongly in favour of the move, individual Chiefs have “pet” Laibons and pressure will have to be exerted to complete the exodus. Efforts were also made on the Kisumu-Londiani farms to eject Laibon squatters.

14. The ramifications of the Laibons' organization were discovered during December and the leading members of this sinister clan were apprehended. At the end of the year it became abundantly clear that these people were responsible for most of the lawless acts committed by the Kipsigis, both in this and adjoining districts and that, so long as a single Laibon remained in the area, the satisfactory administration of the Kipsigis would be difficult.

Mining.

15. It was recommended in Sir Albert Kitson's Interim Report that the major portion of the North and Central Kavirondo districts be thrown open for general prospecting. This had not yet been done at the close of the year.

16. Mining Area No. 1, which in part consists of Samia, North Ugenye and part of Alego West and Kadimu, was granted to the Tanganyika Concessions Limited on an Exclusive Prospecting Licence and operations were commenced in August. There was little or no disturbance and no complaints were received from the natives of the areas concerned.

17. In December the Provincial Commissioner held barazas at South Gem and Alego East to inform the people that Area No. 2 would be opened shortly; they appeared to accept the inevitable with equanimity. Owing to the fact that the district had been closed to mining throughout the year the fears which were aroused by the meeting of the Kavirondo Taxpayers' Welfare Association, referred to in last year's Report, were to some extent allayed and the people became more or less resigned to the idea of an influx of miners into their area.

18. Of mining in the South Kavirondo district the District Commissioner writes:—

“... In spite of the activities of thirty-one miners prospecting for gold, there has been no native complaint of their presence in the district, though Administrative Officers visited all the mining claims.

The opening of Area No. 5 to general prospecting for gold attracted thirty-five prospectors. Some anxiety had been expressed by natives in regard to their land when the provisions of the Mining Ordinance had been explained to them the previous month, but this anxiety turned to disappointment at the paucity of prospectors.”

19. In the Kakamega area, as has been previously mentioned, the object of the amendment to the Native Lands Trust Ordinance, whereby money compensation could be paid in respect of land instead of grants of equivalent land elsewhere, was misunderstood and the idea became general that by paying a few shillings all the areas covered by prospecting notices and claim pegs would shortly be taken from the owners.

20. Point was given to this by the high-handed action of a small minority of prospectors in entering upon land and digging prospecting pits without reference to landowners. This gave rise to prosecutions for obstruction with consequent ill-feeling to all Europeans. As a result many, even thoughtful, miners seriously considered that arrangements should be made for self defence and suggested the formation of a local unit of the Kenya Defence Force.

21. The situation was dealt with satisfactorily and, in the opinion of the District Commissioner, the most important step was an increase in the administrative staff which was brought up to and maintained at full strength and, in addition, a Senior Administrative Officer was definitely posted for duty in the mining area, who for the sake of convenience became known as the "Warden of Mines".

22. The status of this officer, while nebulous at first, gradually crystallised and may briefly be summarised as follows. In all dealings with natives he acts in his administrative capacity as Deputy for the District Commissioner. In all technical mining matters and in disputes between miners he acts as Deputy for the Commissioner of Mines. The constant presence of the Warden of Mines in his administrative capacity in the locations affected by mining, together with a series of barazas held by the District Commissioner to try and get at the root of misunderstanding earlier in the year, gave ample opportunity for the ventilation of grievances before they assumed fictitious proportions, and for the earlier correction of legitimate complaints.

23. It is a matter for congratulation that whereas previously prosecutions for interference had not been infrequent, there have been none since February of this year. Warnings to prospectors to be more careful in their dealings with natives, and the publication to Europeans and natives of a system of compensation for damage based on the area, measured in square yards, affected also had good results.

24. While individual natives look upon mining with a more friendly eye than hitherto, it must not be assumed that collectively they are reconciled to being deprived of even a single acre of their land, and the prospect of granting of leases still causes anxiety.

25. In the opinion of the District Commissioner :-

"Economically the field has been a blessing to the District. The number of adult male miners in December was 495, each of whom pays a camping fee of Sh. 3 a month. With women and children the European population cannot be much short of 800 to which may be added 104 in Kakamega Township. There is therefore a large market for local products, vegetables, potatoes, eggs, chickens, fruit and milk, besides materials, poles, grass, string, Kavirondo mats, water jars, fuel, etc. Owners of gum trees have made in some cases small fortunes selling from Sh. 3 or Sh. 4 to as much as Sh. 12 a tree. Wages to Africans must amount to a figure round about £9,000 a month or more".

Central Province.

26. During the year the Central Province was formed by the amalgamation of the Kikuyu and Ukamba Provinces, with headquarters at Nyeri. By internal reorganization the sub-station at Kerugoya was closed, a considerable part of the South Nyeri district was added to Embu and the Chuka and Mwimbi locations of Embu district were incorporated in Meru.

27. The Provincial Commissioner reports that the political situation has greatly improved. There is still some anxiety as to the findings of the Carter Land Commission but it appears that the issue is being awaited calmly and without manifestation of an unduly exuberant spirit of land fever.

28. In the Kitui district the practice of witchcraft is reported to be on the increase. This may be so but, on the other hand, it may be that cases are now brought to light which formerly remained hidden. It is probable that it will be a long time before belief in witchcraft in this district is eradicated.

29. Economically the year was a bad one for this Province, as for others. Wages remained low (from Sh. 6 to Sh. 8 for untrained and unskilled labour), and estates were run on a skeleton staff. This meant that District Officers were besieged by natives enquiring for and hoping for work. In

addition to the disappointingly inadequate demand for labour the Province suffered from a serious drought, with the result that there was little surplus for sale externally as the harvests of the more fortunate areas were absorbed by those whose crops had completely failed. It was only natural that these economic difficulties should be reflected in the collection of hut tax and all districts reported that the task of getting in the money was an hundredfold more difficult than in the past. The silver lining to the cloud was the very great increase in the export of wattle bark from Kiambu and South Nyeri districts.

30. A steady decentralisation of the Kikuyu Central Association occurred as a result of the quarrels between Harry Thuku, Joseph Kangethe and other leaders. The more level headed members of the party realized that more could be achieved by intelligent co-operation with Government than by futile opposition and one leading member, Justus Kangethe, asked for employment in Fort Hall district as a school master.

The less intelligent members are collecting funds. The party has, however, lost so much prestige during the past few years that it does not appear likely that the collection will be a successful one.

The Provincial Commissioner writes—

"In the past the policy advocated in dealing with political agitators has been not so much actively to oppose them as, by intelligent anticipation, to forestall their genuine grievances, and in their less intelligent propaganda to give them a generous allowance of rope.

The Kikuyu is very sensitive to rather ludicrous failure, as he also is to a misuse of funds he himself has provided. This policy, by its results, has shown itself the correct one.

The repatriation of Harry Thuku was viewed in some quarters with grave misgiving. The results have, however, exceeded the most optimistic forecasts. Apart from the fact that he has been stripped of all the attributes of martyrdom he has found that he no longer has the undivided following of the politically-minded Kikuyu.

Almost immediately on his return the prestige of the two opposing leaders—Harry Thuku and Joseph Kangethe—was undermined by a lawsuit and this led to friction which culminated in mass fighting between the opposing bodies in Nairobi.

The Central Office, appears to have abandoned all political agitation and is confining itself to the encouragement of the private schools. What agitation is carried on, is by soi-disant members of the Kikuyu Central Association, whose association with the main body is always hotly repudiated whenever reference is made to it."

The only district in which the Kikuyu Central Association has spread its activities with any success is Embu where, presumably on the assumption that the most backward natives are the most tractable, recognized and unrecognized political agents have kept themselves and Government busy:

31. The end of 1933 finds the reserve in a far happier and more contented state and during the latter half of the year it has been found possible by co-operation with the native authorities, to settle amicably all the important questions which were giving rise to unrest in the reserve and friction between natives and non-natives.

32. The "land fever" was more pronounced in the Fort Hall and Meru districts than elsewhere in the Province and, in the opinion of the District Commissioner, Fort Hall—

"At the beginning of the year, while the Land Commission were engaged in their enquiries there were unmistakable signs of uneasiness and nerves on the part of the natives in connection with any matters affecting land in their Reserve. This tension gradually decreased. Some of the memoranda sworn before the Land Commission incorporated claims which were fantastic."

On this subject the District Commissioner, Meru, reports:—

"All natives of the district are extremely land conscious and unless their land problems are treated with the utmost sympathy, this land consciousness may easily form a medium for a very rapid growth of political feeling."

33. It was necessary to reduce the hut and poll tax to Sh. 8 in the Meru district owing to the state of poverty existing in the district.

Successful propaganda was carried on against a tribal custom of the Meru which prevents the tribe from competing economically with the more progressive tribes of the Colony.

Of the effect of the Local Native Council resolution mentioned in the last year's Report the District Commissioner writes :—

"It is impossible to determine to what degree the people have obeyed the by-laws made by their Council in regard to the extent of the operation of female circumcision. Propaganda on the subject continues and signs are not wanting that it has had some success."

34. The district reorganization caused by the closing of Kerngoya station, which has already been referred to, caused at first certain intersectional antagonism and of this district the District Commissioner writes :—

"At the outset the relations between the Ndia-Kichugu and the Embu-Embere were none too friendly but they have since been placed on a very firm footing by constant intersectional barazas but more particularly by a tribal oath . . . since the taking of which the atmosphere of suspicion and antagonism between the sections has ceased to exist and incidents constantly occur which lead one to believe that the oath had a far greater significance in the native mind than one had at first imagined."

A Church Missionary Society agitation against prosecutions for the desecration of sacred groves has resulted in a new measure, which has been welcomed by all denominations, namely the registration of all groves and places of worship and confinement of prosecutions to these areas."

35. The organization of the native wattle bark trade eased a difficult situation in the South Nyeri district of which the District Commissioner records :—

"The year 1933 was characterized by the failure of the long rains : in the four months from March 1st to June 30th the rainfall was under five inches : the lowest ever recorded for Nyeri during this period . . ."

There was a complete failure in Nyeri area of all native grain crops and an equal failure of the coffee crop on the North Nyeri farms which meant there was no money to be earned by coffee picking, an important source of revenue to the local natives in normal years . . .

The difficulties were eased to a certain extent in Nyeri area by the organization of the native wattle bark trade . . . The total amount exported during the year was over 4,000 tons as against 2,000 in 1932 and under 500 in 1931."

36. Among the Akamba the District Commissioner, Kitui, records a year free of unrest and political agitation. The reduction of the rate of native hut and poll tax from Sh. 12 to Sh. 9 nipped in the bud a movement towards passive resistance against payment of the tax. Of the result of this he writes :—

"It took some time to make the idea of gratitude sink in, but the scenes at the office in December were amazing, many natives walking in long distances un-shepherded by any headman and paying tax with the greatest cheerfulness . . . That the reduction of tax was financially sound is demonstrated by the fact that the collection within the year amounted to over Sh. 11,000 more than that of the 1932 tax within its year . . . Considering that the year was, until November, one of drought and that the prices offered for stock were if possible less than those of the previous year . . . little more proof of the general loyalty of the Kitui Akamba is necessary."

Other concessions much appreciated were leave to graze cattle on the Yatta at one cent per head instead of fifty cents, and to water stock on the Tana within the district boundary."

The worst feature of the Akamba is their liability to commit crimes of violence in sudden passions and their lack of public spirit in apprehending offenders. The root cause of this latter trait is in the opinion of the District Commissioner undoubtedly resentment against the system of Government by headmen instead of by loosely collective bodies of elders.

37. The most important problem confronting the Machakos district is the question of soil erosion, which is considered to be due to overstocking, especially with goats. Early in the year the question of a stock tax was raised and subsequently abandoned. In August the Local Native Council considered the question of placing a cess on goats. The Council considered that it would be desirable to ascertain the views of the people as to the possibility of substituting a cash payment of dowry to the present custom of paying the dowry in goats as such a substitution would cause goats to be less valuable. It was suggested that large barazas be held in the Reserve to ascertain the views of the people and for the purposes of propaganda.

Coast Province.

38. The year was free from political disturbances and it was reported that all communities co-operated to reduce the ill-effects of the depression. Owing to the drought which occurred at the end of successive lean years there is little progress to report on the mainland but there were signs of improvement in Mombasa.

During the year various lines of development were explored and coastal communications were improved which it is hoped may be reflected in improved conditions in the future.

The Coast Land Titles Committee held one meeting during the year; questionnaires were prepared and a method of enquiry was arrived at.

39. The political desires of the Arabs are directed to the main objective, never to be grouped with natives in any sectional legislation. They also request that English should be the medium of instruction in their schools at an early age. The former request is on the way to settlement but the latter has been refused as it is contrary to modern educational thought which requires the use of the mother tongue up to a certain standard of education.

The request of the twelve tribes to be granted Arab status was refused.

The Provincial Commissioner writes:—

"In my opinion the coastal communities definitely appreciate the value of economic development and have shown that they are prepared to give a trial to any measures proposed for this purpose. They are improvident it is true, which has led to widespread indebtedness, and some sections are indolent but, on the whole they have a keen desire for money and agricultural, medical and other services are welcomed without suspicion. There is certainly more land under cultivation at present than at any time since the abolition of slavery."

40. In the Kilifi district continued economic depression accentuated by the drought entailed concentration upon the collection of the hut and poll tax and agricultural propaganda. Necessity for severe economies on the larger estates entailed

less employment for the natives and wages remained at the low level of Sh. 6 to Sh. 8 a month and *posho*. The District Commissioner writes:—

"It is probable that the conditions which necessitated constant *safari* in all locations have brought officers in closer touch with the native administration than before. Relations between natives and non-natives were uniformly good.

There are signs that the Arabs and Swahilis of the coastal strip are beginning to 'wake up', although the process is a slow one. The intensive encouragement of cotton planting and cashew nut cultivation has aroused interest among them, and it is hoped that they may eventually gain some of their old prosperity."

41. The District Commissioner, Kipini, records of the Tana River people:—

"Beyond persistent rumours amongst the coast population of a further cession to Italy and a renewed manifestation of the Wakijo Secret Society amongst the pagan population of Zubaki the district has been free from political activity. In fact the population takes little interest in life beyond the satisfaction of its bodily desires and the production of as much Government tax as cannot be avoided. Whether this attitude is due to ill-health or some other cause has not been established."

The Pokomo appear to be work-shy and would prefer to lol about hungry at home than work in P.W.D. gangs on road making.

42. Lamu did not prosper during the year under review. The population showed no increase; the import and export figures were deplorable; the export price of copra fell to a figure without precedent and it is only with the greatest difficulty that the majority of the people earned enough to feed themselves.

The Arabs of Lamu enjoy several privileges which are not accorded to their brethren elsewhere. They have medical, hospital and educational facilities to which they do not contribute; they are allowed to cut mangrove poles and other timbers free of charge; they were granted an area of 5,500 acres on the mainland to cultivate, which they have not done, principally because it is beneath their dignity as Arabs to till the soil.

In the South of the district the Bajun coast had more than the usual amount of rain and crops were excellent and the Siru people started planting cotton again with some success.

43. In the Digo district, where the rainfall was the lowest on record, the year was a particularly trying one. Crops in the coast strip were poor and negligible in the hinterland and, owing to the further drop in commodity prices, coconuts, one of the mainstays of the coast strip, did not pay to cultivate. Rinderpest broke out in the Duruma country and, owing to the fact that the district was in quarantine, the price of stock dropped to an absolutely uneconomic figure.

In the opinion of the District Commissioner—

"The Duruma tribe as a whole deserve great credit for the cheerful and courageous way they have faced their difficulties . . . Thousands of Duruma migrated to Tanganyika Territory, to Kilifi district and to the coast strip where they worked for little more than their keep on the shambas of those more fortunately situated."

44. In the Teita district the shortage of foodstuffs caused by the drought was accentuated by two invasions, widespread in the lower areas, of caterpillars of the common army worm variety, which destroyed large areas of crops.

Two questions keenly interest the native population—the outcome of their representations to Government and to the Kenya Land Commission regarding their boundaries and certain alienated land, and the requests which have been made for the past eight years for permission to grow coffee.

The District Commissioner writes :—

"A noticeable feature of local administration is the number of youths anxious to enter the various technical training institutions of the country—many more than vacancies can be found for.

Clearly demonstrated, too, in this district is the effect of physical well-being upon character. In the Bura and Kaya areas of Teita where the malarial incidence is high and the general health standard poor, the extent to which the people are addicted to laziness, drunkenness and general unprogressiveness, and their impoverished condition is most marked. Witchcraft still maintains a strong hold on the people and any diminution in the widespread belief in this will be slow."

Rift Valley Province.

45. The year was not an easy one, the majority of the difficulties arose from the practically complete failure of the long rains and the drought which ensued during the first half of the year. Food shortage in the reserve, great difficulty in tax collection, an acute shortage of grazing causing heavy mortality among the stock and persistent encroachment into the settled area in search of grazing resulted.

Of this the District Commissioner writes :—

"The year 1933 has for Baringo district been one of the worst in living memory. A complete failure of the long rains caused enormous losses among stock, ruined the crops in the low-lying parts and made the harvest on Masop very late. It is safe to say 50 per cent of the cattle died, though sheep and goats fared somewhat better.

At the beginning of June it was found necessary to issue relief to a large number of inhabitants of Soi and later in the year a number of Masop dwellers went on relief also."

46. The Kamasia tax was reduced to Sh. 6 and the collection could only be started late and carried out with leniency.

47. Firm measures were necessary to deal with the trespass of the Njemps and Suk into Laikipia and the Kamasia into Solai. But the Provincial Commissioner writes :—

" . . . that it is satisfactory to note that at the end of the year, when grazing began to fail again that there were signs that the measures taken to check trespass had had a salutary effect."

48. The Local Native Council funds for famine relief became exhausted and Government assistance was necessary. The most effective method of instilling the responsibility of the administration of the relief was found to be that of making locations assume a communal responsibility for a contribution of goats in proportion to the number of families in receipt of relief. The proceeds of the sale of goats had a negligible bearing on the finance of the relief, but the fact that they had to be produced afforded a salutary check on the number of dishonest applications for relief and saved many hundreds of pounds.

49. The District Commissioner was convinced that some such measure was essential unless the issue of relief was to degenerate into reckless charity and records :—

“The chief value of the communal levy is that it is a means of bringing home to this apathetic and demoralised people the urgent necessity for bestirring themselves to make an effort to become self-supporting. There is no reason, other than their own laziness, why they should not cultivate enough land themselves in most years.

Many families have received relief year after year, and now regard it as a matter of course, almost a right, that Government should feed them. Further, people who do not need assistance have no hesitation in attempting to obtain food and several of the headmen and the elders set the example . . . The relief campaign was one long struggle against their shameless mendicacy.”

Another counter measure imposed was the work gang in which every able-bodied male in the family of any recipient of relief was made to turn out and work.

Nzoia Province.

50. Conditions in the Nandi Reserve have been on the whole satisfactory during the year under review.

In the early part of the year the tribal locations were reorganized and amalgamated and the new arrangement proved a most satisfactory one. The headmen, who were put in charge of the enlarged locations, were instilled with greater authority and have, on the whole, realized their responsibilities and having only nine headmen to deal with instead of twenty-three is a great administrative convenience.

Weekly location barazas were instituted and were well attended throughout the year and served a useful purpose in keeping the headmen and District Commissioner in touch with the people.

51. In the earlier part of the year stock thefts by Nandi squatters on farms in the Uasin Gishu area caused considerable trouble but this outbreak of crime was tackled and successfully repressed.

52. Of the progress of the tribe the Provincial Commissioner writes :—

“Lack of discipline amongst the ‘Maina’ or ‘warrior age’ referred to in last year’s report is disappearing. The Nandi headmen and elders are beginning to realize their

duties in connection with development of their Reserve which, with its high rainfall and fertile soil, is potentially one of the richest districts in the Colony.

The behaviour of the ‘Talai’, or medicine men’s clan, has on the whole been satisfactory. They will require watching for several years to come, particularly when they reside on farms as ‘squatters’ and are therefore not under the immediate eye of the District Commissioner of their reserve.

Unfortunately the addiction of the elders to beer is still unabated. Their crops of wimbe and maize are almost entirely devoted to brewing. It has been decided therefore to concentrate mainly on the growing of potatoes and beans as a means of increasing the output of agricultural produce.”

53. Many Nandi are seeking work on the Kakamega gold-fields and are finding increasing employment on the coffee plantations and it is the opinion of the District Commissioner that “with careful handling and persuasion the Nandi is becoming a very useful unit in the labour market, especially as he is of excellent physique”.

54. The retrogressive influence of the Laibon still affects this tribe but the District Commissioner writes :—

“The Nandi people are of a high intellectual standard and, if their interests can be diverted into progressive channels, I foresee a brilliant future for them.”

55. In the Elgeyo and Marakwet Reserve conditions were difficult throughout the year. The rains came late and proved to be insufficient for the crops and a partial famine resulted, aggravated by the failure of the stream which irrigates some 250 acres in the Kerio Valley.

The Provincial Commissioner writes that :—

“The people of the Kerio Valley, inured to a state of semi-starvation, are listless and apathetic. The policy of encouraging migration from the valley to the fertile uplands on the western boundary of the district has met with little response, although the people who have already migrated are steadily extending their plantations of maize and potatoes. Native custom stands in the way of migration at present. There are numerous sections of the tribe, and those whose ancestral lands lie in the lowlands find it difficult to obtain land in a highland location although there may be ample room for them.

The Cherangany section of the Marakwet, for example, possesses large areas of fertile land which they do not use at all, whilst the Kakocho section of the Elgeyo is confined to a barren lowland strip where the people maintain a precarious existence by laborious irrigation.

Both Elgeyo and Marakwet are very backward tribes and have not yet coalesced. They are in much the same stage as the Kikuyu of thirty years ago; and the tribal lands of each section are jealously guarded against intruders, whether of their own or of another tribe. This 'separatist' instinct will disappear in the course of a few years, its disappearance can no doubt be hastened by continuous propaganda at Local Native Council meetings and at barazas."

In order to compel the natives to grow sufficient food-stuffs to feed themselves in the higher parts of the district where the rainfall is higher and more regular, and maize, beans and potatoes can be grown in large quantities, it will obviously be necessary to invoke the Native Authority Ordinance. It is feared that these people are so accustomed to living in a state of semi-starvation that they have become listless and lack the initiative to make a determined effort.

Definite steps were taken during the year to urge the tribes to become more 'agriculturally minded' and it is hoped that agricultural training may be added to the curriculum of Tambach School.

Masai Province.

56. In the Masai Province a year of exceptional drought followed years of scanty rainfall and the depredations of the locusts.

The Provincial Commissioner writes that the worst year within memory is recorded in the Narok district, the greater part of which was bare of grazing early in the year, causing the Masai to crowd on the Mau and even into "fly" areas. Losses of cattle must have been enormous and it will take some years for the district to recover.

While the District Commissioner, Narok, estimated that the mortality of cattle in his district reached 120,000, competent authorities suggest the figure for the whole Province to be 250,000.

57. In the Kajiado district there were good grass rains early in the year and the subsequent drought had a less devastating effect. Of the loss in stock the District Commissioner writes:—

"It should not, however, be supposed that this is the disaster it may seem. The periodic disappearance of old and weak animals kept to swell the numbers of the herds and the importance of their owners is a blessing without which existence in the Masai Reserve would long ago have become impossible."

58. The depression naturally led to an increase in crime. Actual hunger caused many sheep thefts and the Matapato moran made three raids on the Kisongo in Tanganyika Territory in January, lifting forty-three head of cattle. Counter raids which might have proved serious were averted on two occasions. Eighty Kisongo moran were turned back by the Moshi police and five hundred Kisongo were with difficulty dissuaded by their District Officer from raiding into Kenya. They besought him for a licence to kill twenty Matapato moran, promising faithfully not to exceed the schedule.

59. From reports from both districts it would appear that some of the moran have cut their hair and are reported to have drunk milk as a ceremonial prior to becoming elders. There are, however, several who have not ceremonially drunk milk and who have not married—these are a potential source of trouble.

60. Of the Matapato grazing the Provincial Commissioner reports:—

"In July the District Officer, Monduli, asked that the Kenya Masai should be withdrawn from the concessions granted in 1928 at Metu, Namanga and Sinya, on the grounds that these concessions were made for five years only. The two most important of these are those at Metu and Namanga."

At the end of the year the position was still being discussed.

61. A brief account of the affairs of the various sections of the tribe is given.

The large majority of the Purko went up to the Mau early in the year owing to the drought and, as a result, serious trespassing took place on European farms which fines and imprisonment did little to check.

Relations between the Masai and Lumbwa were fairly good during the first half of the year but, owing to a theft of cattle by the Tanganyika Masai, for which the Lumbwa blamed the Purko, and two bad raids in force by the Lumbwa on the Masai in October, when a very large number of cattle and sheep were stolen, the relations between the two tribes at the end of the year were as bad as they could be.

Probably owing to the fact that there are more Masai on the Mau than there ever have been before there were one or two clashes with the Tinet Dorobo in the forest reserve in the Molo area. A large number of these people are in fact Lumbwa, although they are called Dorobo, and apparently wherever a large number of Lumbwa are gathered together there is certain to be trouble.

Most of the Il Damat moved up to the Mau and are living amongst the Purko and it would not be surprising if this section of the Masai ceased to exist as an entity owing to the mortality amongst their cattle caused by the drought.

Relations between the Siria and the Watende were somewhat strained owing to the number of stock thefts by the Watende. With only two Administrative Officers the administration of the Trans Mara country has been as usual not as thorough as it should have been. As far as is known the Siria have behaved themselves.

62. The Provincial Commissioner writes :—

"Most unfortunately Sendeu died on the 2nd June and since then there has been an increase of lawlessness amongst the Loita. The fact that most of the Loita have friends and relations across the border in Tanganyika who are only too pleased to harbour any wanted man, makes the position more complicated.

The drought of course has made administration more than usually difficult. The majority of the Loita moved into the thick forests round Endasegera and to the borders of the 'fly' country."

It would appear that the drought has affected the Uasin Gishu and Mwatanik section of the Masai less than any other; in fact they seem hardly to have felt it. A market was instituted on the Masai-Kisii border and has proved on the whole most successful.

63. Mining activity continued in the Lolgorien area and the European mining population varied from thirty to fifty throughout the year. In the opinion of the District Commissioner the behaviour of the miners was exemplary.

Turkana Province.

64. The year was one of exceptional difficulty from an administrative point of view. The Province experienced probably one of the worst years it has known. To drought, famine, poverty and excessive heat were added the constant anxiety of raids and massacres on the frontier.

65. During the year the amalgamation of the Northern and Southern Turkana districts was effected; thus leaving the Province with only two districts of West Suk and Turkana and the headquarters of the amalgamated Turkana district were in October moved from Kaputir to Lodwar.

66. Of the state of the country the Provincial Commissioner writes :—

"Turkana—land always sparsely watered and but poorly covered with vegetation—has this year suffered from a phenomenal drought, the severest known to history. This unhappy fact is the outstanding feature of the year and it is not only giving rise to a serious agrarian problem but has been the cause of nearly all political events and social changes which have taken place during recent times. To it we must attribute most of the misfortunes of a year which will not readily be forgotten by the Turkana. The tribe has been scattered to the four winds in search of grass and water.

Administrative control has been rendered difficult. The losses in stock have been exceptionally heavy, perhaps indeed it would not be an exaggeration to estimate them at 50 per cent over the whole area. The Turkana district is rapidly assuming desert conditions from which it will need several good wet seasons in succession to recover. Vast areas have been devastated by drought. Sand dunes are forming where only two years ago there existed pasture supporting many flocks of sheep and goats as well as herds of cattle. Many of the water holes long regarded as permanent have now ceased to yield. The Turkana who throughout have adopted a philosophical attitude have been driven in unprecedented numbers to encroach on the grazing and water supplies of their more fortunate neighbours, the Karamojong, the Dodoth, the Topotha and to the north they have been thrown into contact with the Merilli, who though an Abyssinian tribe continue to invade the unadministered areas of the Sudan."

67. For the first time the Turkana were unable to pay tax. The inhabitants of the southern area were exempted, while in the northern area about half the amount due was collected.

Famine relief measures were instituted in July and a varying number of the tribe, mostly women and children, were fed first at Kaputir and then at Lodwar.

68. In West Suk the tax, reduced by 50 per cent, was paid, largely owing to the facilities offered for the sale and export of stock at Keringet, and the demand for labour on the Trans Nzoia farms. But many of the Suk were on the verge of starvation but preferred to remain on their own land with diminishing flocks than join the Lake fisher-folk or seek Government relief—a course they would only take when strength failed them to gather wild berries and dom-nuts from the trees. Nevertheless the fishing population increased considerably.

69. Within the Province authority was well maintained and little serious trouble occurred even during migration into other lands. Some 7,000 Suk are administered by the Uganda station at Moroto under the terms of a provisional agreement made two years ago.

70. The following brief summary of events on the Sudan and Abyssinian boundary testifies to the serious problem that Administrative Officers have had to deal with.

During May a party of five Merilli crossed the Red Line from the Sudan and attacked a Turkana village south of Adingatom, killing three people. The Turkana were restrained from reprisals with difficulty. The authorities agreed to pay compensation in stock but, as this was not forthcoming, the stock was taken on June 25th from the Merilli without bloodshed while they were grazing in our territory. Four days later the Merilli raided Adingatom, killed seventeen members of the Turkana tribe and made off towards the border with a quantity of stock. The Merilli moran attacked our pursuing troops and were repulsed with heavy loss of life.

The Merilli then forsook the plains to the north of Lorienatom and the Turkana were, with the permission of the District Commissioner, Kapoeta, in the Sudan territory, permitted to give their stock the grazing they so needed by day in the plains below the Kamathia and Lokitoi posts, provided they returned behind the Red Line at night.

On the Abyssinian border the Merilli refused at the beginning of the year to carry out the promise referred to in the last year's Report and allow the Turkana to fish at Toipen. The fishing was later restored to the Turkana in the face of warlike demonstration from large numbers of Merilli. Four Turkana, who were afterwards deported, overhearing plans to raid their fishing village south of Todenyang murdered five Merilli. As a result on September 9th a party of Merilli attacked and killed twenty-five of the Turkana fishing folk.

71. The following explanation of the Red Line and its implications is given by the Provincial Commissioner :—

"In 1930 it was recognized by all authorities that the provisional straight line ruled across the map (a very inaccurate one) from the north end of the sandspit of Sanderson Gulf to Makonnen Cherosh neither conformed with the description of the boundary which appeared in the Uganda Official Gazette, 1914, nor made a fair partition of the grazing between the nomadic tribes who occupied that neighbourhood referred to in the past for some reason as the Ilembi Triangle.

In January 1931, therefore, the matter was discussed with the Officer in Charge of the Patrol from Kapoeta with a view to coming to a local agreement rather than seek any statutory amendment which might bring into question Egyptian Territorial rights, anyhow until the situation on the frontier became more static.

The airman who accompanied the patrol asserted that the hill of Karach had been misplaced and corrected it to the position now shown occupied by Howamur (often spoken of as the underfeature). The Turkana had asserted that Karach Hill was a part of the Kaitherin range and was necessary for them at certain times of the year when grazing in that area. The line was then roughly drawn on a map to include this hill as placed on the information supplied by the airman. In reality we had included Howamur and excluded Karach from the Red Line and with it what was more important the water holes of Adingatom and Loruthekathon which it afterwards transpired are the only permanent ones on the Kaitherin range except Naramum which is reserved for the military. This error was only discovered eighteen months later by the Provincial Commissioner who was surveying in the area. After consultation with the military he was averse from extending our grazing zone to include Karach Hill and plotted the line so as to pass

through these water holes. This has given rise to the idea that we extended the line whereas in reality we withdrew it to a position which gave the Turkana access to water holes which they had for years been accustomed to use when grazing the Kaitherin Range, but denies them the right to graze on Karach, which is in reality a northern spur of the Kaitherin massif so thrown out to the N.W. that the military felt quite unable with the force at their disposal to offer protection to the Turkana stock whilst grazing there.

This was subsequently explained to the Governor of Mongalla by the Provincial Commissioner who on his representations agreed not to keep the Merilli from these water holes if they wished to come. Nor have they been forbidden to water there until the disturbances which they created this year at Adingatom rendered it inadvisable to permit them to water stock there for some considerable period.

It is felt that this is a matter which may in the near future be brought into question and that on this account a clear exposition of the events which have led up to the present position of the Red Line as shown on the map 'Nlemi Triangle' may save much misunderstanding and discussion at a later date."

72. Several meetings have been arranged during the year on the boundaries with the Officers in Charge of the Karamoja and Dodoth in Uganda, and the Didinga and Topotha in Sudan. One of these was attended by the Provincial Commissioner. Satisfactory grazing arrangements were made largely owing to the sympathetic attitude shown by the Uganda and Sudan officials. Mr. Nalder, Governor of Mongalla Province, was present on one occasion.

Northern Frontier Province.

73. The lack of water was as acutely felt in this arid desert country as in any other Province in the Colony and caused this nomadic people to wander afar in search of water and grazing.

The Provincial Commissioner reports:—

"The most important feature of the year was the abnormal drought. Severe everywhere it was probably the severest on record in the Marsabit and the Samburu areas. The Uaso Nyiro River dried back nearly to Kittermaster's Camp and remained so for about four months—an unusual happening.

An unprecedented loss of human lives occurred in March when a large party of Ogaden Somalis moved across the Italian border and tried to reach the Tana River. It was estimated that their party originally numbered some seven hundred and fifty souls, together with eight thousand head of stock. They unfortunately lost their way and about one hundred and thirty men, women and children died in agony from thirst. Their losses in stock were enormous.

Losses in stock, especially cattle, were heavy in all areas, whilst in the Samburu country it was estimated that 20 per cent died. Other instances of the fierceness of the drought were the considerable deaths amongst the bigger pachyderm such as elephant and rhinoceros.

Droughts usually mean an increase in bloodshed because of quarrels over grazing and water, and it is gratifying to report that there were only twenty-one deaths by violence as against one hundred and sixty-seven in 1932 and one hundred and seventeen in 1931."

74. From the Isiolo district it is reported that the year was one of uncertainty, financial stringency, drought and difficulty, but during the closing months of the year distinct signs of improvement were visible.

The District Commissioner writes:—

"The past year was a trying one for the Boran. The so-called "long rains" failed and drought conditions prevailed until November. Grazing was sparse for the greater part of the year, and life for most of the tribes was harder than usual."

The District Commissioners of Wajir, Garissa and Isiolo met at Muddo Gashe in January, when the collective fines amounting to £750 inflicted the previous year on the Aulihan for theft of stock belonging to the Boran were announced. Seven camels, 981 cattle and 1,880 sheep and goats were paid by the Aulihan in the following month but owing to the operation of quarantine regulations it was only possible to dispose of half this stock and a sum of £101/10/0 was paid to the Boran on account of the total sum awarded.

The immigration of Boran and Sakuye from the Moyale district continued and, as the Boran of this district make little or no attempt to evict their northern relations, it is difficult to check the invasion.

through these water holes. This has given rise to the idea that we extended the line whereas in reality we withdrew it to a position which gave the Turkana access to water holes which they had for years been accustomed to use when grazing the Kaitherin Range, but denies them the right to graze on Karach, which is in reality a northern spur of the Kaitherin massif so thrown out to the N.W. that the military felt quite unable with the force at their disposal to offer protection to the Turkana stock whilst grazing there.

This was subsequently explained to the Governor of Mongalla by the Provincial Commissioner who on his representations agreed not to keep the Merilli from these water holes if they wished to come. Nor have they been forbidden to water there until the disturbances which they created this year at Adingatom rendered it inadvisable to permit them to water stock there for some considerable period.

It is felt that this is a matter which may in the near future be brought into question and that on this account a clear exposition of the events which have led up to the present position of the Red Line as shown on the map 'Ilembi Triangle' may save much misunderstanding and discussion at a later date."

72. Several meetings have been arranged during the year on the boundaries with the Officers in Charge of the Karamoja and Dodoth in Uganda, and the Didinga and Topotha in Sudan. One of these was attended by the Provincial Commissioner. Satisfactory grazing arrangements were made largely owing to the sympathetic attitude shown by the Uganda and Sudan officials. Mr. Nalder, Governor of Mongalla Province, was present on one occasion.

Northern Frontier Province.

73. The lack of water was as acutely felt in this arid desert country as in any other Province in the Colony and caused this nomadic people to wander afar in search of water and grazing.

The Provincial Commissioner reports:—

"The most important feature of the year was the abnormal drought. Severe everywhere it was probably the severest on record in the Marsabit and the Samburu areas. The Usao Nyiro River dried back nearly to Kittermaster's Camp and remained so for about four months—an unusual happening.

An unprecedented loss of human lives occurred in March when a large party of Ogaden Somalis moved across the Italian border and tried to reach the Tana River. It was estimated that their party originally numbered some seven hundred and fifty souls, together with eight thousand head of stock. They unfortunately lost their way and about one hundred and thirty men, women and children died in agony from thirst. Their losses in stock were enormous.

Losses in stock, especially cattle, were heavy in all areas, whilst in the Samburu country it was estimated that 20 per cent died. Other instances of the fierceness of the drought were the considerable deaths amongst the bigger pachyderm such as elephant and rhinoceros.

Droughts usually mean an increase in bloodshed because of quarrels over grazing and water, and it is gratifying to report that there were only twenty-one deaths by violence as against one hundred and sixty-seven in 1932 and one hundred and seventeen in 1931."

74. From the Isiolo district it is reported that the year was one of uncertainty, financial stringency, drought and difficulty, but during the closing months of the year distinct signs of improvement were visible.

The District Commissioner writes:—

"The past year was a trying one for the Boran. The so-called "long rains" failed and drought conditions prevailed until November. Grazing was sparse for the greater part of the year, and life for most of the tribes was harder than usual."

The District Commissioners of Wajir, Garissa and Isiolo met at Muddo Gashe in January, when the collective fines amounting to £750 inflicted the previous year on the Aulihan for theft of stock belonging to the Boran were announced. Seven camels, 981 cattle and 1,880 sheep and goats were paid by the Aulihan in the following month but owing to the operation of quarantine regulations it was only possible to dispose of half this stock and a sum of £101/10/0 was paid to the Boran on account of the total sum awarded.

The immigration of Boran and Sakuye from the Moyale district continued and, as the Boran of this district make little or no attempt to evict their northern relations, it is difficult to check the invasion.

The drought was particularly severe in the country occupied by the Samburu, and for the first time, so far as is known, they completely abandoned for a time Mount Nyiro and Ndoto owing to the absence of water and grazing. To ameliorate these conditions permission was given for Samburu stock to graze temporarily on the south side of the Uaso Nyiro River in June until rain fell in October, and in September it was estimated that 75 per cent of the tribe had sought refuge on Loroki. Calculating the number of hides which were exported at the time it is considered that the loss of their stock amounted to approximately 20 per cent.

During September a number of Suk migrated into the Samburu area in search of grazing, and Samburu stock was stolen.

75. Of his district the District Commissioner, Marsabit, reports:—

"The drought all over the district during the nine months of the year was the severest on record. At Marsabit it was agreed that the mountain had never presented such a barren appearance. It resulted of course in the failure of all local crops and the necessity arose of giving the Burji famine relief. Elsewhere it was more astonishing than ever how the tribes managed to keep their stock alive on the infinitesimal amount of grazing that existed towards the end of the drought.

In a few instances bad feeling between the various tribes certainly existed because of the lack of water and grazing.

Rendille were as usual prompt with their tax and as friendly as they are reputed to be. When, however, two Boran were murdered at Ret, there was reason to believe that the Rendille assisted the Samburu murderers to escape.

The El Molo when last visited were living on several islands, between Layangalani and Bor. Those who had gone furthest afield were, it is thought only occupying temporary fishing grounds. These people remain as friendly as ever. When asked whether they would not like something for a change of diet from the eternal fish they asked for a pelican, presumably because it was the nearest approach to a fish meal they could think of."

76. The encroachment of the Turkana tribe into their country is a cause of complaint to the Rendille but, by the end of the year, there were no Turkana stock in the district.

77. It is reported from Wajir that:—

"In July the Lorian Swamp and the Uaso dried up completely. This resulted in the grazing in the western part of the district, which was by no means poor, being entirely useless as it was too far from water. The grazing in the Well areas proved insufficient for the stock, particularly for the cattle, and the tribesmen were faced with losing a large percentage of their herds or moving elsewhere. They adopted the latter course and the greater part of the cattle people moved down to the Tana River, where they remained until sent back in September when the Uaso was in flood again."

The Ogaden and Degodia divisions of the Somali tribes and parts of various sections occupy this district but, during a portion of the year, a large number of the people migrated into Italian Somaliland, into Abyssinia and to the Tana River and from June to October the district was practically denuded of population.

78. In the border district of Moyale with the acceptance of the principle of taxation there appeared a tendency for the tribes to be rather more settled on one or other side of the boundary. The Boran still constituted the greatest problem and of them the District Commissioner reported:—

"Having been driven into a small corner of their old territory by the Moslem tribes, though they dare not fight them, they still try to keep out Islam by murdering individuals. This year a start was made on a proper census of individual Boran living in British territory, but it is doubtful whether for a long time to come the situation will improve very much.

Fortunately for several months of the year the Boran found enough water for their cattle at Gerba water pool in the Kow Lugga, and so the annual disputes and quarrels over stock thefts by Abyssinian soldiery and over the water at the wells were fewer than usual."

Of other sections he writes that the Ajuran continued their rapid disintegration and became divided into a number of ill-organized sections; the Gurreh and Degodia tended to improve and made some slight effort to bring in tax voluntarily, the Merilli and Gabra gave very little trouble but the Marehan tried most of the devices known to the Somali for getting something for nothing and for enabling a large number of their tribesmen to utilize our water and grazing when it suited their convenience.

The drought was particularly severe in the country occupied by the Samburu, and for the first time, so far as is known, they completely abandoned for a time Mount Nyiro and Ndoto owing to the absence of water and grazing. To ameliorate these conditions permission was given for Samburu stock to graze temporarily on the south side of the Uaso Nyiro River in June until rain fell in October, and in September it was estimated that 75 per cent of the tribe had sought refuge on Loroki. Calculating the number of hides which were exported at the time it is considered that the loss of their stock amounted to approximately 20 per cent.

During September a number of Suk migrated into the Samburu area in search of grazing, and Samburu stock was stolen.

75. Of his district the District Commissioner, Marsabit, reports:—

"The drought all over the district during the nine months of the year was the severest on record. At Marsabit it was agreed that the mountain had never presented such a barren appearance. It resulted of course in the failure of all local crops and the necessity arose of giving the Burji famine relief. Elsewhere it was more astonishing than ever how the tribes managed to keep their stock alive on the infinitesimal amount of grazing that existed towards the end of the drought.

In a few instances bad feeling between the various tribes certainly existed because of the lack of water and grazing.

Rendille were as usual prompt with their tax and as friendly as they are reputed to be. When, however, two Boran were murdered at Ret, there was reason to believe that the Rendille assisted the Samburu murderers to escape.

The El Molo when last visited were living on several islands, between Layangalani and Bor. Those who had gone furthest afield were, it is thought only occupying temporary fishing grounds. These people remain as friendly as ever. When asked whether they would not like something for a change of diet from the eternal fish they asked for a pelican, presumably because it was the nearest approach to a fish meal they could think of."

76. The encroachment of the Turkana tribe into their country is a cause of complaint to the Rendille but, by the end of the year, there were no Turkana stock in the district.

77. It is reported from Wajir that:—

"In July the Lorian Swamp and the Uaso dried up completely. This resulted in the grazing in the western part of the district, which was by no means poor, being entirely useless as it was too far from water. The grazing in the Well areas proved insufficient for the stock, particularly for the cattle, and the tribesmen were faced with losing a large percentage of their herds or moving elsewhere. They adopted the latter course and the greater part of the cattle people moved down to the Tana River, where they remained until sent back in September when the Uaso was in flood again."

The Ogaden and Degodia divisions of the Somali tribes and parts of various sections occupy this district but, during a portion of the year, a large number of the people migrated into Italian Somaliland, into Abyssinia and to the Tana River and from June to October the district was practically denuded of population.

78. In the border district of Moyale with the acceptance of the principle of taxation there appeared a tendency for the tribes to be rather more settled on one or other side of the boundary. The Boran still constituted the greatest problem and of them the District Commissioner reported:—

"Having been driven into a small corner of their old territory by the Moslem tribes, though they dare not fight them, they still try to keep out Islam by murdering individuals. This year a start was made on a proper census of individual Boran living in British territory, but it is doubtful whether for a long time to come the situation will improve very much.

Fortunately for several months of the year the Boran found enough water for their cattle at Gerba water pool in the Kow Lugga, and so the annual disputes and quarrels over stock thefts by Abyssinian soldiary and over the water at the wells were fewer than usual."

Of other sections he writes that the Ajuran continued their rapid disintegration and became divided into a number of ill-organized sections; the Gurreh and Degodia tended to improve and made some slight effort to bring in tax voluntarily, the Merilli and Gabbra gave very little trouble but the Marehan tried most of the devices known to the Somali for getting something for nothing and for enabling a large number of their tribesmen to utilize our water and grazing when it suited their convenience.

79. From the Garissa district the same tale of drought is told but, in the opinion of the District Commissioner :—

"It is probable that this district did not suffer so much as other districts in the Province, for in spite of the arrival of large numbers of natives and stock from Wajir famine conditions never prevailed, although it was feared that they would do so in the Aulihan country.

The Riverine tribesmen were, also, threatened with a food shortage, but not to any great extent, and it was noticeable that as water holes, which normally held water throughout the year, began to dry out, they quickly took advantage of this condition to plant rice where it had not been possible to cultivate it before. Finally, excellent rains at the end of the year removed all immediate danger of famine and it is stated that there is now better grazing in the district than has been seen for a period of years."

Practically the whole of the Abd Wak who migrated to Italian Somaliland to avoid taxation returned, paid tax and, at the end of the year seemed settled and contented.

The district boundary was rectified to include the administration of the whole of the Aulihan tribe. The collective fine imposed appeared to have a good effect as in July the Aulihan arrested two camel thieves near the Italian border. Of the Galla-Wardeh section the District Commissioner writes :—

"The Galla suffered severely from rinderpest during the year and their tax was largely paid on the skins of their dead beasts.

They continued to live peacefully under their headman Dube Guyo and are very little trouble. The heavy loss of stock which they experienced has led them to take a greater interest in agriculture and there was a marked increase in Galla shambas on the river this year."

80. In our relations with our Abyssinian neighbours an event worthy of note was the satisfactory conclusion of the negotiations at Bani on Lake Rudolph with Dejazmach Bayenna Marid, the Governor of the Bako and Goja Provinces. Various murders of British subjects occurred near the border and stock thefts were committed, but no complaints were made to us of murders or thefts committed in Ethiopian territory by British tribesmen who had come from our side of the frontier.

In the Marsabit area the main aim during the year was to safeguard our tribesmen from raids by the Gelubba similar to those which occurred in the previous year.

A return, therefore, was made to the traditional policy of leaving the rectangle running from the top of Lake Rudolph to Longendoti thence to Northern Horr and El Sardu by the Abyssinian border, unoccupied.

81. On the Italian frontier the spread of the usual rumours about the acquisition of further Kenya territory was more rife than in previous years.

The construction of a road from Mandera to El Wak along the Frontier Lane, the locating of all Primary Beacons for which we are responsible, namely one to fourteen, and the clearing of the Lane in the El Wak-Diff Sector did much to counter this propaganda.

The District Commissioner, Moyale, reports that—

"... there were no incidents of serious consequence on the Italian Frontier. Our relations with Italian officers were satisfactory, and friendly visits were exchanged".

No incidents of note are reported on the border from the District Commissioners of Wajir and Garissa districts.

CHAPTER III.

LOCAL NATIVE COUNCILS.

1. There are twenty-one Local Native Councils operating in the Colony and, though economic necessity has curtailed the activities of a number, much was accomplished during the year in improving social conditions throughout the Native Reserves.

2. In the districts where poverty necessitated a decrease in the hut and poll tax, it was not possible to levy a rate, but the majority of Councils imposed rates and local government among the native population has been further consolidated. The range of the Councils' activities covers a very wide field.

3. It was Government's wish that the Surplus Balances of the Local Native Councils should be conserved and this policy is reflected in the fact that no schemes of major importance have been initiated during the year. It has been a year of consolidation. The clearing of bush in tsetse fly

79. From the Garissa district the same tale of drought is told but, in the opinion of the District Commissioner :—

"It is probable that this district did not suffer so much as other districts in the Province, for in spite of the arrival of large numbers of natives and stock from Wajir famine conditions never prevailed, although it was feared that they would do so in the Aulihan country.

The Riverine tribesmen were, also, threatened with a food shortage, but not to any great extent, and it was noticeable that as water holes, which normally held water throughout the year, began to dry out, they quickly took advantage of this condition to plant rice where it had not been possible to cultivate it before. Finally, excellent rains at the end of the year removed all immediate danger of famine and it is stated that there is now better grazing in the district than has been seen for a period of years."

Practically the whole of the Abd Wak who migrated to Italian Somaliland to avoid taxation returned, paid tax and, at the end of the year seemed settled and contented.

The district boundary was rectified to include the administration of the whole of the Aulihan tribe. The collective fine imposed appeared to have a good effect as in July the Aulihan arrested two camel thieves near the Italian border. Of the Galla-Wardah section the District Commissioner writes :—

"The Galla suffered severely from rinderpest during the year and their tax was largely paid on the skins of their dead beasts.

They continued to live peacefully under their headman Dube Guyo and are very little trouble. The heavy loss of stock which they experienced has led them to take a greater interest in agriculture and there was a marked increase in Galla shambas on the river this year."

80. In our relations with our Abyssinian neighbours an event worthy of note was the satisfactory conclusion of the negotiations at Bani on Lake Rudolph with Dejazmach Bayenna Marid, the Governor of the Bako and Goja Provinces. Various murders of British subjects occurred near the border and stock thefts were committed, but no complaints were made to us of murders or thefts committed in Ethiopian territory by British tribesmen who had come from our side of the frontier.

In the Marsabit area the main aim during the year was to safeguard our tribesmen from raids by the Gelubba similar to those which occurred in the previous year.

A return, therefore, was made to the traditional policy of leaving the rectangle running from the top of Lake Rudolph to Longodoti thence to Northern Horr and El Sardu by the Abyssinian border, unoccupied.

81. On the Italian frontier the spread of the usual rumours about the acquisition of further Kenya territory was more rife than in previous years.

The construction of a road from Mandera to El Wak along the Frontier Lane, the locating of all Primary Beacons for which we are responsible, namely one to fourteen, and the clearing of the Lane in the El Wak-Diff Sector did much to counter this propaganda.

The District Commissioner, Moyale, reports that—

"... there were no incidents of serious consequence on the Italian Frontier. Our relations with Italian officers were satisfactory, and friendly visits were exchanged".

No incidents of note are reported on the border from the District Commissioners of Wajir and Garissa districts.

CHAPTER III.

LOCAL NATIVE COUNCILS.

1. There are twenty-one Local Native Councils operating in the Colony and, though economic necessity has curtailed the activities of a number, much was accomplished during the year in improving social conditions throughout the Native Reserves.

2. In the districts where poverty necessitated a decrease in the hut and poll tax, it was not possible to levy a rate, but the majority of Councils imposed rates and local government among the native population has been further consolidated. The range of the Councils' activities covers a very wide field.

3. It was Government's wish that the Surplus Balances of the Local Native Councils should be conserved and this policy is reflected in the fact that no schemes of major importance have been initiated during the year. It has been a year of consolidation. The clearing of bush in tsetse fly

infested areas in Central Kavirondo Native Reserve and the re-conditioning of eroded areas in Machakos Native Reserve, mentioned in the last year's Report, have been continued.

4. A sum of £10,448 was spent on education during 1933 of which the North Kavirondo Council contributed £1,847 and the Central Kavirondo £1,558.

5. It is satisfactory to report that only £2,047 was spent in famine relief as compared with £9,539 in 1932, and of this amount the sum of £954 was a refund to Government from the Luo-Abasuba Local Native Council of South Kavirondo as an instalment of the amount of £2,967 due since the famine of the year 1931. The Elgeyo and Nandi Councils of the Nzoia Province spent £632 and £227; the Digo Council of the Coast Province £188; and the Baringo Council of the Rift Valley Province £41, on famine relief.

6. A sum of £7,742 was spent on the construction and improvement of roads and bridges in the Reserves and a great improvement in communications has resulted.

7. The Kajiado Council spent the sum of £454 on water supplies and the Kiambu Council £230. No other Council contributed any considerable sum towards this purpose.

8. An event worthy of comment is that in July a meeting of the Local Native Councils of the three Kavirondo Districts was held in Kisumu. The Provincial Commissioner considers that the formation of a Provincial Council, as was suggested at the meeting, is premature, but the wish for co-operation and the sense of interdependence shown is noteworthy. Combined meetings of the Luo-Abasuba and Kisi-Abakoria Councils have also been held in the South Kavirondo District.

9. The surplus balances of all Local Native Councils at the end of the year 1933 amounted to £104,103—a sum of £3,420 more than at the end of the previous year. This is practically accounted for by the decrease in expenditure on famine relief already mentioned and the fact that the revenue for the year was £3,700 less than in 1932.

10. A typical Local Native Council budget—that of the North Kavirondo Local Native Council—is shown in Appendix F, the details of which illustrate the variety of services over which expenditure ranges.

11. The following comparative table sets out under different heads the total amount of revenue and expenditure of all Local Native Councils for each year since their inception in 1925:—

KENYA LOCAL NATIVE COUNCILS

YEAR	REVENUE			EXPENDITURE						
	Rates	Land (Rents, Fees, etc.)	Other	Education	Medical	Agriculture and Forestry	Roads and Bridges	Water Supplies	Famine Relief	Other
1925	£	£	£	£	£	£	£	£	£	£
1926	23,720	2,645	310	502	1,419	399	249	572	..	596
1927	23,554	3,457	3,702	3,695	2,772	3,642	1,914	581	..	5,967
1928	29,754	3,577	2,742	3,379	4,617	4,726	3,726	4,771	817	8,736
1929	31,754	5,764	2,342	2,806	6,383	5,081	4,374	3,142	1,816	10,457
1930	41,480	14,528	6,885	6,885	5,027	8,799	4,372	4,606	2,303	10,220
1931	40,069	18,771	7,907	7,348	4,866	6,526	11,395	4,890	729	11,224
1932	39,952	10,432	8,669	17,000	6,915	8,496	9,510	2,889	2,570	14,117
1933	30,468	11,112	9,906	17,624	5,345	9,215	8,223	2,463	9,539	18,884
	35,096			10,447	4,575	8,120	7,742	1,325	2,047	

infested areas in Central Kavirondo Native Reserve and the re-conditioning of eroded areas in Machakos Native Reserve, mentioned in the last year's Report, have been continued.

4. A sum of £10,448 was spent on education during 1933 of which the North Kavirondo Council contributed £1,847 and the Central Kavirondo £1,558.

5. It is satisfactory to report that only £2,047 was spent in famine relief as compared with £9,539 in 1932, and of this amount the sum of £954 was a refund to Government from the Luo-Abasuba Local Native Council of South Kavirondo as an instalment of the amount of £2,967 due since the famine of the year 1931. The Elgeyo and Nandi Councils of the Nzoia Province spent £632 and £227; the Digo Council of the Coast Province £188; and the Baringo Council of the Rift Valley Province £41, on famine relief.

6. A sum of £7,742 was spent on the construction and improvement of roads and bridges in the Reserves and a great improvement in communications has resulted.

7. The Kajiado Council spent the sum of £454 on water supplies and the Kiambu Council £230. No other Council contributed any considerable sum towards this purpose.

8. An event worthy of comment is that in July a meeting of the Local Native Councils of the three Kavirondo Districts was held in Kisumu. The Provincial Commissioner considers that the formation of a Provincial Council, as was suggested at the meeting, is premature, but the wish for co-operation and the sense of interdependence shown is noteworthy. Combined meetings of the Luo-Abasuba and Kisii-Abakoria Councils have also been held in the South Kavirondo District.

9. The surplus balances of all Local Native Councils at the end of the year 1933 amounted to £104,103—a sum of £3,420 more than at the end of the previous year. This is practically accounted for by the decrease in expenditure on famine relief already mentioned and the fact that the revenue for the year was £3,700 less than in 1932.

10. A typical Local Native Council budget—that of the North Kavirondo Local Native Council—is shown in Appendix F, the details of which illustrate the variety of services over which expenditure ranges.

11. The following comparative table sets out under different heads the total amount of revenue and expenditure of all Local Native Councils for each year since their inception in 1925:—

KENYA LOCAL NATIVE COUNCILS

YEAR	REVENUE		EXPENDITURE							
	Rates	Land (Rents, Fees, etc.)	Other	Education	Medical	Agriculture and Forestry	Roads and Bridges	Water Supplies	Famine Relief	Other
1925	£	£	£	£	£	£	£	£	£	£
1926	23,720	2,645	310	502	1,419	399	249	572	..	596
1927	19,500	9,487	7,742	3,695	1,419	3,642	1,914	581	817	5,967
1928	39,754	13,478	2,742	3,379	2,772	4,617	3,726	4,771	1,916	8,736
1929	41,480	14,767	2,342	2,806	6,383	5,081	4,374	3,142	2,936	10,457
1930	40,069	14,528	5,764	6,885	5,027	8,799	4,372	4,608	2,722	10,224
1931	39,952	18,771	7,907	7,348	4,866	6,526	11,395	2,889	2,570	14,117
1932	30,488	10,432	18,681	17,624	5,915	8,496	8,213	2,483	9,539	21,876
1933	35,096	11,112	9,906	10,447	4,578	8,120	7,742	1,325	2,047	18,884

Nyanza Province.

12. These Councils functioned with marked success and extracts from the report of each president are quoted below as the activities are worth recording.

13. *North Kavirondo Local Native Council.*

"Councils met four times during the year and each time with a full agenda. The fourth meeting was at Kakamega coinciding with the Government African school speech day. This looks like becoming an annual fixture.

As always some individuals consider that no debate can be concluded satisfactorily until they have contributed and considerable demands are made on the patience of the president. On the whole, however, and remembering that some members keep as careful an eye on their constituencies as more experienced politicians, there is little to complain of.

The finance sub-committee again helped in preparing estimates which were put up to them and later to the Council under the broad headings of Educations, Medical, Agriculture, etc. They seemed more capable of grasping the essentials in this form than in the orthodox one of Personal Emoluments, etc., etc.

More important resolutions that obtained the consent of the Governor in Council dealt with—

- (a) Preservation of indigenous forest outside the forest reserve.
- (b) Preservation of brushwood and trees sheltering streams and springs (anti-malarial).
- (c) Limiting milk separating stations to natives who are properly trained and who have suitable premises.

It was no doubt wise to budget for a small expenditure in 1933 equivalent to a Sh. 1 rate. As a result few fresh activities could be undertaken and the roads in the districts suffered heavily from lack of funds for their upkeep.

Nevertheless the Local Native Council seed farm at Kakamega was started and was a going concern by the end of the year.

The rate collected at Sh. 1 amounted to over £4,000, nearly double that collected at Sh. 2 for the previous year."

14. *Central Kavirondo Local Native Council.*

"The rate was maintained at Sh. 1. The total expenditure has been kept within the limit of current revenue and balances have been increased. This is thought to be very satisfactory when general conditions are considered.

Recommendations were made for grants of thirty-three year leases in respect of all Mission plots in the Reserve, including a new plot at Sege in North Ugenya; also that a lease be issued to the East African Power and Lighting Company for an area of approximately eleven acres in the neighbourhood of the Yala Falls to enable the Company to install a power plant.

Work has been continued in sleeping sickness areas and five clearings completed at Kadimu. A programme of development work based on these clearings is now being carried out.

The question of assistance to 'A' schools still exercises the minds of councillors. The matter is receiving consideration by the Education Advisory Committee. The resolution controlling the sale of stock is thought to be a step in the control of stock thieving. The markets as recognized by Council are becoming popular and it is felt that results already achieved justify the steps taken. The next link in the chain of control is to establish recognized places for slaughter of cattle and sale of meat and it is hoped that it may be found possible to do this in the forthcoming year."

15. *South Kavirondo Local Native Council.*

"The Kisii-Abakoria Council dealt with the following matters: purchase of seeds, roads, school, sports, mining, stock thefts, marketing of crops, medical services, stock routes, border guards, estimates, market fees, witchcraft, Lumbwa Kisii boundary, mill sites, applications for leases, relation of taxation to services provided, payment to Local Native Council of fees and fines imposed by Native Tribunals, hide drying, bandas, ghee industry, Nyamumboism, revision of personal emoluments of Local Native Council employees.

The Luo-Abasuba dealt with the same subjects as the Kisii-Abakoria Council excepting the Lumbwa boundary."

16. *South Lumbwa Local Native Council.*

"To the end of the year there had been three meetings of the above, all well attended. The members are still prone to make useful suggestions with no intention of carrying them out but by appointing sub-committees of members it is possible to educate them that their appointments are not mere sinecures. The most striking item with regard to the Estimates for 1934 was the universal desire to enlarge the education vote. The Council is undoubtedly improving every year towards constructive rather than dilatory discussion, and a knowledge that much can be done by self-help."

Central Province.

17. The Provincial Commissioner states:—

"The yearly reports have again proved the value of these bodies both in the advancement of social services, and the gradual building up of a sense of collective responsibility amongst the natives.

In all districts steady progress has been made in the erection of permanent buildings. Notable amongst these are the clerks' houses and outhouses at Githunguri and Gatundu in Kiambu district; in Fort Hall the provision of councillors' quarters at Muriranjias and Kiharu; and in Machakos a school and dispensary at Masii. It is gratifying to note that the building of the Tribunal Court House at Tambaya, with quarters for a clerk and native Court servants, and which cost Sh. 6,400, was carried out by Mr. McMunn (Principal, Kagumu Provincial School) and school apprentices.

There were numerous improvements in roads and bridges.

Agricultural services were maintained, and in Kiambu and South Nyeri further provision of godowns for the wattle bark industry were made.

In general the Local Native Councils fulfilled satisfactorily their advisory duties, and provided a useful airing cupboard for grievances. The only charges brought

against them are that on occasion members tend to forget their public character in the heat of personal grievances; and are apt to consider that their duties are completed within the four walls of the Council House, failing in spreading in their locations the doctrines which they advocate in debate. These failings are inherent in the natives and can only be eradicated by time."

18. Owing to the general state of poverty no rate was collected by the Meru Council and the maintenance of existing services was consequently difficult.

19. The finances of the Kiambu Council were in a most satisfactory condition and during the year a good deal of constructional work and bridge building and road making were carried out.

The building programme of the Fort Hall Native Council was curtailed owing to the departure on leave of their works supervisor.

20. Of the Kitui Local Native Council the District Commissioner writes:—

"The Council is a most helpful body whose criticism is always friendly and whose advice is usually sound. In spite of arrears of revenue the Council ends the year as well off as it began. Mr. Paul Stephenson was engaged in September as reconditioning officer and has already done most useful work in water conservation. Two more dispensaries were built during the year at Migwani and Voo."

Of the Machakos Council the District Commissioner writes that the Council worked conscientiously and intelligently during its term of office.

Coast Province.

21. There are three Local Native Councils in this Province—Kariama, Digo and Teita. Of these the Provincial Commissioner writes:—

Girama Local Native Council—

"The cess collected fell from Sh. 39,000 in 1932 to Sh. 31,000 in 1933 and is much in arrears. Special census sheets are being prepared to try and improve matters but the position is serious and a curtailment of services is

necessary. Expenditure on the development officer mentioned in last year's Report accounted for one third of the total and the District Commissioner reports that the appointment has fully justified itself.

Road work was also a heavy item on account of curtailment of services in that direction in the past.

The Council's farm at Gotani did not prove a success owing to its out-of-the-way position and poor soil and rainfall, but animal husbandry will be tried there.

Boreholes proved a valuable service in view of the drought although the water is of poor quantity.

A ghee dairy was started at Nzovuni."

22. *Digo Local Native Council*—

"The principal new works of the Digo Council during the year were the construction of model butcheries, complete with slaughter house; hide drying and fly-proof store at Tiwi and Muhaka under the able supervision of the Sanitary Inspector, Mr. Mills; the construction of a much needed dam at Ndavaya and the erection of a substantial maize crib at the shamba at Kwale, which has ceased to be regarded as an experimental plot and is now principally used for seed bulking of Java maize and Tepary beans. Both these crops have proved themselves able to stand up to the hard climatic conditions usual in the back country."

23. *Teita Local Native Council*—

"There is a single Council for the different tribes, but the members' interest in Council affairs outside the Baraza Hall leaves a good deal to be desired. That its functions differ in any way from those of the Government is not generally appreciated in the Reserves, where the cess is usually regarded as a Government tax.

A well built stone dispensary has been erected at Mbololo and another nearly completed at Msau. The important road up the Bura Valley to Mgangi was also finished during the year."

Rift Valley Province.

24. There is only one Council in this Province—in the Baringo district. A Council among tribes in the stage of development of the Kamasia and Suk must of necessity be a

very primitive organization, but the meetings were well attended and considerable interest was displayed. Activity was limited to famine relief and purchase of seeds, after allowing for routine services, and the total expenditure of the Council during the year amounted to £660, a sum of £225 in excess of the revenue.

Nzoia Province.

25. There are two Councils operating in this Province, one for the Nandi Reserve and the other for the Elgeyo Marakwet. Of the Nandi Local Native Council, which has met three times during the year, the Provincial Commissioner writes:—

"The Nandi Council has continued to show a keen interest in the progress and development of their Reserve. Funds were voted during the year for several schemes of a progressive nature, e.g. a maternity clinic at Kapsabet, improvement of grazing areas and salt licks, location seed farms, etc., etc."

The Council adopted a more sympathetic and helpful attitude towards education. Steady propaganda was maintained during the year with the object of inducing the Council to alter its attitude on the subject of ghee-making, but the main stumbling block lies in the Nandi belief that if milk or cream from their cows is boiled the cows will go dry. Education at the Barraton Animal Husbandry School will eventually eradicate this superstition.

The Council agreed during the year to the continuance of culling of surplus and useless stock.

26. The revenue of the Elgeyo Local Native Council was over £600 more than the previous year. A sum of £800 was voted towards famine relief.

The Provincial Commissioner writes:—

"The Elgeyo Marakwet Council was mainly occupied in dealing with the food shortage which occurred in June and lasted till the end of the year. The members are also much agitated about the lack of medical facilities, and willingly agreed to the lease of about thirty acres of land to the Africa Inland Mission on condition that the mission keep a doctor or nursing sister in residence and supplies drugs, dressings and medical attention free of charge.

The Council takes a keen interest in the Government School at Tambach, and during the year passed a resolution recommending the Director of Education to institute a course of training in agriculture in connection with the school.

Continuous propoganda in support of increased agricultural development has been maintained during the year, but to obtain appreciable progress within any reasonable period of time the aid of the Native Authority Ordinance will have to be invoked. The people are so accustomed to living in a state of semi-starvation, that they have become listless and lack the initiative to make a determined effort."

Masai Province.

27. Both the Kajiado and Narok Local Native Councils have met frequently during the year. The Narok Council voted £500 towards the maintenance of pupils at the Narok School and £50 for maintenance of dams and water supplies.

The Kajiado Council agreed to a cess of Sh. 2 for 1933 and voted £250 for the conservation of Mbagathi Forest and the reafforestation of the Ngong Hills, and £760 towards the Laitokitok School.

The Masai vote liberally towards education but do not wish their own children to go to school.

Turkana Province.

There is only one Local Native Council in the Province operating in West Suk. The Provincial Commissioner considers that in Turkana—

"... it is too early to decide whether a Local Native Council could serve any useful purpose to a people of such nomadic habits wandering as they do over such vast tracts of country."

The members of the West Suk Council are showing an increased interest in its deliberations. It was not possible to impose a rate on a people who could only pay their hut and poll tax at half rates and the Council is badly in need of funds. A sum of £125 was spent on the maintenance of the school at Kapenguria.

CHAPTER IV.

NATIVE TRIBUNALS.

1. In the Report for 1932 it was stated that the North Kavirondo Native Tribunals had not yet been established under the new system brought into being by the Native Tribunals Ordinance of 1930. Owing to inter-clan jealousy it was not possible to carry out this reorganization during the year but the difficulty was overcome and it is hoped to give the Tribunals their warrants early in 1934.

2. Lack of funds undoubtedly reduced litigation among certain tribes and there has been a decrease in the civil cases in the Nyanza and Central Provinces where the majority of cases are taken.

3. On the other hand among the more backward tribes the work of the Tribunals increased greatly.

4. The Mombasa Tribunal composed of mixed tribes proved a great success and an interesting experiment, which is working well, was the institution of a similar one in Kitale. There are also mixed Tribunals in Nairobi and Kisumu.

Nyanza Province.

5. The Native Tribunals functioned well and the figures below show that vague statements about the terrible amount of corruption are not in accordance with the facts. The Tribunals are not perfect but they are improving and that there are so few appeals from a very vocal people proves conclusively that conditions are satisfactory. I agree with the District Commissioner, Kisii, when he writes:—

"The work of the Tribunals is very uneven and it is probably true to say that there is room for a great deal of improvement. At the same time it is by no means certain that any other judiciary would function better. They are in the best position to ascertain the facts in any dispute, making use no doubt of much hearsay evidence. They fail most often through not seeing their judgments are executed and thereby causing fresh litigation . . ."

6. The figures for the various Tribunals and the appeals lodged are given for the year under review and for 1932:—

NATIVE TRIBUNALS	Criminal Cases		Civil Cases		Appeal Tribunal		Appeal to District Commissioner		Appeal to Provincial Commissioner		Criminal Cases Revised by District Commissioner		Criminal Cases Revised by Attorney General	
	1932	1933	1932	1933	1932	1933	1932	1933	1932	1933	1932	1933	1932	1933
North Kavirondo ..	2,032	2,115	9,187	6,886	118	118	15	15	1	1	150	250	6	6
Central Kavirondo ..	891	1,305	1,329	1,802	76	52	6	18	3	3	no record	2	no record	7
South Kavirondo ..	1,855	1,519	2,628	2,129	205	161	63	2	5	12	29	41
South Lumbwa ..	139	100	211	115	9	3
Kisumu-Londiani	34	..	65	3
TOTAL ..	4,617	5,073	13,352	10,997	470	331	84	35	2	4	164	270	35	54

Central Province.

7. The reorganization system was adopted throughout the Province, and generally appears to have proved acceptable. The main points aimed at were as follows:—

- (a) In place of daily pay a system of monthly pay, and continuous sessions until the completion of all current business had been adopted.

Commenting on this the District Commissioner, Fort Hall, remarks:—

"Owing to the new Tribunals sitting daily, cases are dealt with with greater despatch and there is no need to remand natives charged with criminal and Ordinance offences for long periods, as was the case before when Tribunals sat only seven days a month."

- (b) The institution of a distinct body of permanent and panel members of each Court, the latter sitting in rotation and for periods of three months each. The object of this was to make the bodies less unwieldy, and to make it possible to award a more reasonable salary to members actually employed.

In this connection the District Commissioner, South Nyeri, is worthy of quotation:—

"On this system not more than ten elders and the president receive salaries in any one month and the panel of senior permanent members ensures continuity in the work. The new system is working satisfactorily and has effected a considerable economy, as there are only ten or eleven elders to be paid each month instead of fifteen or twenty."

- (c) The gradual elimination of chiefs and other natives connected with the executive from judicial work.

This reform is one which can only be achieved by degrees. Under Tribal Law the judicial and executive were combined in one. Centuries of ingrained tradition cannot be swept away with a stroke of the pen. Apart from popular prejudice in many districts it is not as yet, away from the ruling class, possible to find enough natives qualified either by education or by nature to take the places of the chiefs.

8. During the year under review almost all cases dealing with the non-payment of hut and poll tax were transferred

from the District Courts to the Tribunals. The number of cases taken before Native Tribunals were as follows:—

	Civil Cases	Criminal Cases	Appeal Tribunal	Appeal to District Commissioner
Kiambu ..	995	987
Fort Hall ..	1,667	860	220	36
South Nyeri ..	1,231	470	153	..
Meru ..	584	243	..	13
Embu ..	1,848	467	..	7
Machakos ..	603	148	23	3
Kitui ..	513	244	..	33
Nairobi ..	247	105	..	11
	7,688	3,524	396	103

A decrease in the civil cases tried in South Nyeri and an increase in Embu occurred and is accounted for by the transfer of Kerugoya to the latter district.

Coast Province.

Of the Mombasa Native Tribunal the District Commissioner writes:—

"A sufficient trial has been given to the experiment of establishing a mixed Native Tribunal in a town like Mombasa, the native population of which is drawn from so many divergent tribes, to indicate that the step has proved a substantial success. The expeditious handling of the business of this Tribunal, with its low cost to litigants as compared with Magisterial Courts, makes it popular with natives, and many Arabs submit to its decisions, perhaps more as plaintiffs than defendants. An important asset of this Tribunal is to associate the Administration more closely with natives."

This Tribunal adjudicated 264 criminal and 508 civil cases during the year.

9. In Giriama in the Kilifi district the criminal work was very small and there was little or no litigation in the Tribunals. In the coastal strip and in the Nyika Reserve steps were taken to form "divisional" Tribunals with civil and criminal powers. In the Malindi area there is now only one Tribunal—the Kakoneni Tribunal—which functioned satisfactorily. There appeared to be a diminution of cases settled "privately" by local elders for illegal fees.

10. In the Report for the year 1932 it was mentioned that the Pokomo Tribunals had been reduced in number from

nine to three. This proved unsatisfactory as Tribunals were only held when the District Commissioner was on tour to supervise and hear appeals, and the distance to be covered was very great. Monthly meetings have now been ordered to be held in every location at the villages of each Tolbi Elder in turn. Fifty-seven civil and fourteen criminal cases were heard during the year.

11. In the Digo district there were four Tribunals meeting at Kwale about four times a year. The District Commissioner considers that these too infrequent meetings are preferable to allowing the Tribunals to sit out in the Reserve without supervision. The actual work of the Tribunals was satisfactory. The Duruma Tribunal, however, showed a tendency to disregard precedent and established custom or, at least, to adapt them to suit what the Tribunal considered the merits of the case before them.

12. The Teita are more litigious than the other tribes in the Coast Province and 255 civil cases and 149 criminal cases were tried by the Dabida, Voi Sagalla and Taveta Tribunals. The District Commissioner considered that the standard of the Taveta Tribunal was low. In his opinion the Teita Tribunals functioned most satisfactorily, dissent from their decisions being rare, despite the fact that, though desirable, it had been impossible for an officer to be present at each session.

Rift Valley Province.

13. In the Baringo district there are four official Tribunals but, until the end of the year, they had existed chiefly on paper and there appeared to be no urgent need to stir them into activity. The absence of any "bride price" among the Kamasia reduces civil actions to a minimum and the Suk or Njemps are not litigious. The severe drought, however, resulted in a marked increase of crime and it was decided to use the Tribunals as a means of strengthening the tribal authorities in their efforts to maintain order and to hold meetings of the Kamasia Tribunals on the first day of each month.

14. The Laikipia Tribunal appears to have worked satisfactorily but the Kikuyu Tribunal at Nakuru did not function so well and the District Commissioner writes:—

"Operating as it does in a settled area it needs far more supervision than a Tribunal which operates in its own Native Reserve, where the public opinion of its own

people helps to keep it free from excessive bribery and corruption . . . and I think careful consideration should be given to the question of its being entirely closed down."

Nzoia Province.

15. The four Elgeyo and Marakwet Tribunals met as and when occasion required. They are not a litigious people and only eight cases came before them and there were no appeals from the decision of their elders.

16. In the Nandi district the Tribunals increased from five to seven during the year, 116 criminal cases and 197 civil cases came before them, a great increase over the 14 criminal and 98 civil cases dealt with in the previous year. The District Commissioner writes:—

"Considering that these Tribunals have only been operating for the last two years, their operations have been singularly successful. The trial of criminal matters has required careful supervision and more than one case has had to be quashed, or transferred to my Court for trial. The provision of imprisonment in default of fines has needed lengthy elucidation . . . The Nandi are not great litigants."

17. A Tribunal was set up in Kitale in September to deal with civil suits. The President is the local Kathi—a Swahili—and there are two Jalu members and one Kitosh, Nandi Mgishu and Elgon Masai.

In the opinion of the District Commissioner—

"The Tribunal works satisfactorily and is gradually absorbing the cases hitherto heard by unofficial barazas held on farms which worked well enough in cases where both parties accepted the finding but were utterly useless when one of the parties disputed the finding . . . The working of the Tribunal is being carefully watched and, if it continues to prove successful it may be desirable to give it criminal jurisdiction . . . Up to the end of the year forty-five cases have been heard."

Masai Province.

18. Tribunals have been set up at Narok, Kajiado and Ngong but the Masai settle most of their differences among themselves. The Narok Tribunal dealt with 16 civil and 36 criminal cases and the District Commissioner reports that the Tribunal did most useful work and their decisions were generally accepted without recourse to appeal.

Northern Frontier Province.

19. Of the work of Native Tribunals in the Northern Frontier Province the Provincial Commissioner writes:—

"There were gazetted Native Tribunals one for each main tribe in the districts but, as formerly, their work was desultory. Once again it was found more satisfactory for a District Commissioner to convene and preside over a Tribunal, the composition of which depended upon what elders happened to be in the neighbourhood at the time, to settle any one particular matter."

Turkana Province.

20. The West Suk Tribunal worked most satisfactorily and at Kapenguria tried 137 civil and criminal cases during the year. The District Commissioner writes that—

" . . . the members have shown quite an amount of intelligence in their judgments and, although there is comparatively little litigation amongst the Suk, the natives realize that judgments given by this Tribunal can be enforced."

The Suk-Turkana Tribunal met once during the year and discussed important boundary and grazing matters. The friendly relationship between these two tribes continued.

CHAPTER V.

TRADE.

The economic depression continued throughout the year and was severely felt in the Native Reserves where low prices for agricultural products and for stock prevailed and labour exceeded the demand. The prolonged drought which occurred in many parts of the country accentuated the distress.

2. The problem of the marketing of native food stuffs engaged the attention of Government and a Native Marketing Advisory Council was appointed to consider such questions as co-operative production and marketing, bulking and grading, licensing of traders, establishment of marketing centres and regulation of the system of barter. The Council held two meetings during the year.

Nyanza Province.

3. A slight improvement in trade conditions was reported throughout the Province. The development of the goldfields added considerably to the trade of Kisumu and Kakamega.

Mining corporations replaced small private syndicates and individual prospectors and spent large sums on materials and wages.

4. Wholesale prices showed a tendency to rise during the year. Maize improved from Sh. 3/05 to Sh. 6 per bag of 200 lb., and hides increased in saleable value over 25 per cent. The quality of the produce was much improved. This was due to the enforcement of the Nyanza Crop Production Rules.

5. The production of ghee has developed into an important industry—the average output representing a value of over £40,000 a year.

6. The annual value of harvests of the fishing industry from the Kavirondo Gulf and adjacent lake waters amounts to approximately £20,000, and the Fishery Patrol has been fully justified. There have been practically no thefts of nets as was reported in 1931 and the number of fishing boats in commission has increased.

7. The following figures of agricultural implements sold by a firm in Kisumu show an increase over last year's figures—

Ploughs	... 69	Yokes 74
Ploughshares...	342	Separators	... 125
Trek Chains	... 188	Colonist Mills	48

No less than 80 per cent of the trade goods on sale in the bazaar at Kisumu were of Japanese origin.

Central Province.

8. The Provincial Commissioner reports :—

"With the exception of the wattle bark industry in the Kikuyu areas, and that of hides and skins amongst the Akamba, native trade was at a complete standstill very shortly after the close of the short rains.

During the year the Kikuyu Co-operative Marketing Association at Kiambu was disbanded owing to its inability to meet the expense of a Registered Society. Its place was taken by a uniform marketing scheme whereby trade goods brought in to Local Native Council godowns are purchased by a buying agent appointed by the Council.

The commission is shared respectively between the agent and the Local Native Council, the proportion paid

to the Local Native Council being sufficient to meet a sinking fund on the capital expenditure and the wages of the native clerks.

The scheme has worked excellently during the year in dealing with wattle bark and it is hoped later to extend it to other products, and it has made it possible to enforce rigidly such rules as have been found necessary for the proper regulating of the trade, to supervise the quality of wattle bark marketed, and to ensure that native traders receive a fair market price, and retain such price at a reasonable level.

Native appreciation of the scheme is manifested by the fact that in the three districts affected South Nyeri, Fort Hall and Kiambu, there is an increase by 700 per cent in wattle officially dealt with."

From the Kiambu district the approximate value of dried wattle bark exported was £10,000, compared with £2,000 in 1932.

9. Considerable advance was made in Machakos, Fort Hall, Nyeri and Embu districts in the improvement of the hides and skins industry. Realization of increased values steadily gained ground, even in the less pastoral areas, though the full value of shade drying can only be experienced in districts such as Machakos and Kitui, and lower Embu, where stock is plentiful.

10. In Kitui, according to returns submitted by the three leading firms, the export of commodities, other than stock, decreased from £8,834 in 1932 to £8,091. The number of stock exported decreased to 15,350 head of cattle, at an average value of Sh. 10 each, and 40,350 sheep and goats at an average value of Sh. 2. The figure for 1932 was approximately 19,500 head of cattle and 71,000 sheep and goats.

11. In the Machakos district a good trade in poultry was carried on throughout the year.

12. In the opinion of the Provincial Commissioner :—

"Retail trade amongst natives is in a very unsatisfactory state, and at the last District Commissioners' meeting held in 1933 steps were advocated to check the present growth in the number of small shops in the Reserves. As an instance in Kiambu the increase over 1932 is between 20 per cent and 35 per cent."

Coast Province.

13. The drought, coming at the end of a series of lean years, frustrated the hopes expressed in the last year's Report that a general economic improvement was in sight. Owing to the scarcity of grain crops the native buying power was limited to a small percentage of the population of the Reserves.

14. Cheap goods from Japan were still imported in quantity and Japanese competition had an adverse effect on the sandal and native cap making industries of Lamu.

15. The District Commissioner considered that the mechanisation of the port had affected Mombasa's prosperity as much as the world depression by deflecting money which used to be spent locally by wage earners to investors outside Kenya. Nevertheless, due perhaps to a policy of restrictive credit and a more reserved outlook in trade circles, the commercial interests on the Island have weathered the storm and the tide has apparently turned.

16. In the Kilifi district the Jethabhai Oil Mills purchased machinery for the preparation of tobacco which should provide additional help to the native farmer. The Fundisha Salt Works exported 1,255 tons of salt during the year. The price of copra fell so low that it hardly paid to collect the crop.

17. Owing to the drought the purchase and export of foodstuffs for trade were prohibited during the months of May and June and only 24,606 cwt. of maize valued at £3,668 was shipped at Malindi. Centals of lint and cotton seed to the value of £272, were exported from this port.

18. The trade depression in the Lamu district was acute, the import and export figures being lower than they had ever been since statistics were kept. A renewed interest was taken in the planting of cotton, which is encouraging. The making of mat bags for the Zanzibar clove trade remained the leading industry, and over £4,000 worth of these were exported during the year but the prices fell with the price of cloves. The possibility is being explored of a trade in vegetable ivory obtained from the nut of the dom palm, with which this district abounds, but which at the moment are appreciated only by the baboons.

19. Only adverse reports can be given of the trade for the year in the Digo and Tana River districts.

20. In the Teita district the growers were offered as little as Sh. 3 per bag for their maize when the crops were

harvested following the 1932-3 short rains, and even at this low price were frequently obliged to take part payment in goods. Within two to three months with the failure of the long rains maize was selling in the bazaars at Sh. 10 to Sh. 12 per bag.

Rift Valley Province.

21. In the Baringo Native Reserve the volume of trade in maize meal and hides increased considerably in consequence of the famine, but for the same reason the stock trade declined sharply. Approximately 11,616 frasilas of cow-hides and 5,746 scores of goat hides were exported from the Reserve.

The price of sheep and goats remained low, traders paying an average price of Sh. 2 per head. The revenue from stock trading licences showed a further decrease.

Trans Nzoia Province.

22. In the Nandi district trade showed a distinct revival at the end of the year. There was a substantial increase in the number of hides exported during the year.

23. In the Elgeyo district trade showed little signs of revival but the price of bullocks improved at cattle sales. The number of cattle exported was 2,294, and sheep and goats 2,152.

Masai Province.

24. Owing to drought no dairies could be opened during the year except one in the Trans Mara where butter and ghee of good quality were made.

25. The export of hides was the most important item of trade. The price per frasila was still comparatively low but rose during the year. At Kajiado it went from Sh. 9 to Sh. 15 and dropped again to Sh. 11/25. From Kijabe station 578 tons 8 cwt. were exported (worth Sh. 7/60 a frasila at Narok), a substantial increase in quantity and price over the figure for the previous year.

26. The District Commissioner, Narok, by careful propaganda, prepared the ground for the proper branding of cattle, which is an important consideration in the hide industry, and a few Masai agreed to use regulation branding irons.

27. The export of cattle from Narok fell to 963 head as compared with 3,498 in the previous year, due to the impossibility of getting the beasts through alive to Ngong during most of the year. The export of sheep fell to 31,600 as compared with 46,622 in 1932.

The average price of cattle at Narok was Sh. 10, and sheep Sh. 3.

14,867 slaughter cattle were passed out through Ngong Veterinary Station.

28. At present except for cattle nearly all the trade is done by barter, but the Kajiado elders have asked for legislation to enforce cash payments. It is a difficult problem, however, and to quote the District Commissioner, Narok:—

"The Masai still seem to think they get Sh. 8 worth of goods for a sheep and Sh. 4 or Sh. 5 worth for a hide. This being the case the Indian traders naturally prefer to stick to barter whilst the Masai, whilst prepared to accept a few handfuls of posho for a hide, would not part with it for Sh. 1 or Sh. 2."

29. The Magadi Soda Company exported 37,172 tons of soda ash and other products. The District Commissioner, Kajiado, writes:—

"Common salt and bath salts are now products of the Magadi Soda Company and great things are to be looked for from the former, the Company claiming that it can produce and market salt locally at far lower rates than have been obtainable in the country hitherto. The raw material seems to be unlimited and, if their claim is substantiated, it may be that the profits from this branch of their manufacture will eclipse the soda trade."

Northern Frontier Province.

30. Trade remained dull and depressed throughout the year and prices for stock, camels and hides and skins were low and unprofitable.

31. The construction of a motor road from Addis Ababa to Moyale was an important development but there were also signs that the Italians were attempting to gain the trade of Southern Abyssinia by the construction of a direct road from Oddo to Nuggeli through Liban.

32. The number of sheep and goats exported through the Isiolo Quarantine Station was the lowest recorded for the past four years—only amounting to 40,262 as compared with 68,160 for the previous year.

The figures for the Marsabit district show a big fall in import and export of stock. The reduction of trade in both these districts is due partly to the fact that importation into

Nyeri district was prohibited during the months of June and July owing to the drought and consequent financial depression.

In the Wajir district trade was exceptionally bad, but there was a slight increase in the export of cattle to Lamu. The import of sugar from Kismayu practically ceased, it was found to be cheaper bought from Kenya.

33. A good deal of tobacco and coffee was sent through Moyale from Abyssinia to Italian Somaliland in transit duty free. This trade was in no way beneficial to Kenya. The lorries damaged the roads and the traders brought back loads of trade goods purchased in Italian territory which otherwise might have been bought in Meru or Nairobi. Most of the trade was done by barter. Towards the end of the year the hide trade revived a little; efforts were made to establish an export trade in goat skins; and attention was again being turned to the practicability of exporting frankincense and myrrh.

34. In the Garissa district it is estimated that stock to the value of £2,314 was exported and an effort was made to interest the Pokomo in the commercial value of beeswax in spite of a tribal prejudice against it.

Turkana Province.

35. Owing to the drought there was so little business that many of the traders shut up their shops and departed. The natives evinced very little desire to buy European manufactured goods even had they the means to do so. Hides were only sold for maize meal or for cash with which to pay tax.

36. Approximately 1,000 head of cattle and 25,000 sheep and goats were exported. The price of these and for hides was very low.

37. The Turkana did a flourishing trade with the Merille in the early part of the year exchanging goats for *mtama*.

CHAPTER VI.

EDUCATION.

1. The amount of the Local Native Councils' contribution reflects the ever increasing interest taken in the development of education. Among the less advanced tribes the Nandi have been conspicuous in the added number that have taken advantage of the educational opportunities offered them while

the Kitui, the Trans Mara Masai and the, Kamasia have expressed a desire for increased facilities. Except among the Kikuyu people there are not many signs of an increased interest in female education.

The school at Kapenguria has demonstrated the success of agricultural instruction, as part of the school curriculum, and increased emphasis has been placed on this important subject which will be a special feature of the Kagumu school at Nyeri and of the new school to be built in the South Kavirondo district at Kisii.

3. The work of the Native Industrial Training Depot at Kabete prospered. Gangs were employed at Kakamega, Loitokitok, Kapenguria and Nyeri, and the Principal reports—

"A remarkable improvement has been made during the last two years in the quality of the work carried out by the apprentices. In some cases it has been possible to compare the finished work with similar work carried out by Indian contractors."

4. It is now nine years since the Jeanes School and the Jeanes system in the field was started and the Director of Education is very satisfied with the result. In 1933 seventeen men completed their two years' probationary work and were presented with permanent certificates, while seventy-nine men came in for a refresher course. There are now ninety-five men with their wives in the field, and also two widows, and the majority of them were visited by members of the Jeanes staff, but a difficulty is experienced in being able to make all the visits when village schools are in full session and the Jeanes teachers can be seen at their normal work of supervising schools and teachers. It is satisfactory to note that the work of these Jeanes teachers is showing good results in the Native Reserves.

5. The Alliance High School at Kikuyu did good work; applications for admission were far in excess of the number of vacancies and the school is a firmly established part of the organization of African education. The erection of a school chapel was started in November. The school was most successful in school sports and at football; and the scout troop took part in various public functions.

6. The Catholic School at Kabaa in the Machakos district has developed to an extent justifying its recognition as a high school as well as a primary school. Effective hand-work of great variety is one feature of the school work.

7. Every endeavour was made to assist education through missionary agency, rather than by an added number of Government schools, and it has been proposed to hand over certain village schools to missionaries. The Local Native Councils view the suggestion with some suspicion but it is hoped to secure their co-operation to the scheme.

8. In the more advanced areas the Local Native Councils are inclined to press for the development of more advanced education for the few rather than for the provision of wider educational opportunities for the peasant population of the Reserves.

9. The revision of the Grant-in-Aid Rules, the aim of which is to encourage missions to realize the importance of the elementary school, was a most important event. To quote an extract from a report of the Advisory Council on Native Education:—

"It must be recognized that the bulk of the native population of the country cannot hope to proceed beyond the elementary stage. On such a view the chief function of an elementary school would be to enable boys and girls to live happily under village conditions and to improve those conditions."

The happy relations between Government and missionary societies are shown by the following extract from the Director of Education's Report:—

"The alterations in the rules have been effected with the whole-hearted co-operation of the missionary bodies concerned . . . The prospects of progress in African education are certainly bright when so large a measure of unanimity has been achieved in matters of fundamental importance."

Nyanza Province.

10. The Government African School, Kakamega, reports a most successful year. The boys, who number eighty-five, are organized in houses or dormitories under prefects and the system has worked well. Some of the boys hope to be teachers or enter the medical or veterinary departments while, on the technical side, fifteen boys are apprenticed in carpentering and nine in tailoring. Emphasis is placed on the value of games and drill and an excellent football team was put in the field. The boys are expected to work on the improvement of the sanitation, etc., of their homes during the holidays and are visited by the staff.

11. The interest taken in education by the natives of the Central Kavirondo district was again shown by the generous contribution of £1,558 by the Local Native Council to the work of four missionary societies. The missions are also in receipt of a substantial grant from Government and have evinced a growing interest in educational apart from evangelical work.

12. A very great improvement was evidenced at the Kabianga school in the Kericho district to which the Local Native Council voted an increased grant.

13. Delegates from the two South Kavirondo Local Native Councils visited the various Government and mission schools in North and Central Kavirondo and decided to pool their resources and to request Government to open a school at Kisii. They voted a sum of £6,000 for the building of such a school and £150 for its equipment, etc.

Central Province.

14. Of the educational work the Provincial Commissioner writes :—

"From a provincial point of view, the greatest advance in native education was made by the establishment of the South Nyeri Kagumu district school on a provincial basis. This was accomplished with the co-operation of Fort Hall and Kiambu; both of which districts realized that, anxious though they might be for educational facilities, the construction and maintenance of a school in each district would be too ambitious a project financially. In consequence a basis of contributions for each district has been agreed upon, and after some discussion the natives of South Nyeri district released approximately a further 100 acres for the additional buildings and land required. The school has proved amazingly popular, and of this popularity I am convinced a very large part is founded on Mr. McMunn's belief that education for the African should primarily consist in technical instruction which will fit him to make a living, and not in the mass production of a black-coated class, who in default of the only employment for which they are fitted will turn to political agitation."

15. The Machakos Government School continued to be the parent school for both the Machakos and Kitui districts. The general tone and progress of the school were excellent.

There were fifty-nine entries during the year and of the boys that left twenty-six went to the Native Industrial Training Depot at Kabete, sixteen signallers were transferred to the King's African Rifles, and three went to train as teachers at the Alliance High School, Kikuyu. The school was added to during the year and the work was done by the apprentices. There are now eighteen village schools subservient to the school in the Machakos district with approximately 1,570 pupils.

16. There are four bush schools in the Kitui district whose staff and equipment is mainly provided by Government. The increasing interest taken in education by the Kitui tribe was evidenced by the Local Native Council's proposal to erect six more bush schools. The Director of Education was unable to approve the scheme until such time as the district could contribute to a Government School at Kitui, run on the same lines as the Machakos School. It is hoped that increasing financial prosperity may make this development possible.

Though the Akamba regard female education unfavourably the Africa Inland Mission reports the enrolment of forty-four girls at their school at Mulango.

17. Of the development of "Private" or "Independent Schools" referred to in the last year's Report the Provincial Commissioner writes :—

"These schools are known as the schools of the 'Agikuyu Karinga', e.g. Kikuyu root and stock, as opposed to the schools of the Akikuyu of the Mission, or the Akikuyu of the Government.

In them the political and social consciousness of the tribe is finding expression . . .

Their chief problem is lack of funds. An outschool cannot be run efficiently on less than £50 per annum; but neither Government nor the Local Native Councils have the funds available to cover costs of inspection or grants in aid for equipment and teachers' salaries."

18. It would appear that the ground lost during the circumcision controversy has been regained and all reports serve to show that most of the missionary bodies are in a flourishing condition with ample room for expansion.

19. In Nairobi the subject of juvenile crime has been exercising the attention of Government for some time. The following resolution was passed by the Municipal Council:—

“That this Council strongly urges Government to provide a Government school for the native children of Nairobi. In view of the fact that each year the position becomes more serious the Council are prepared to vote a sum not exceeding £2,600 from the Municipal Native Trust Fund for the erection of suitable school buildings in or near Pumwani, provided Government will agree to appoint a European headmaster and adequate staff and will bear all future cost of maintaining the school and will undertake to introduce compulsory education for native children in Nairobi.”

Coast Province.

20. The number of pupils enrolled in Arab day primary schools on the coast increased from 342 to 391. On this the Director of Education comments:—

“Judging merely by these figures, it would appear reasonable to conclude that the coast population is coming in an increasing degree to put some faith in education. It is to be hoped that this is the case as the prospects for the Arab dwellers on the coast are entirely discouraging unless they accept the opportunities which are put before them.”

21. The following extracts from the report of the Arab Secondary School at Shimo-la-Tewa testify to its progress and development:—

“The steady increase reported in the number of students last year has been maintained in 1933. The students are all boarders and the number on the roll at the end of 1933 was ninety, as compared with seventy-two in 1932.

The curriculum is based on the requirements of the Cambridge Local Examinations and, apart from the fact that more detailed attention has been given to the teaching of English, no change has been made.

The school gardens have been run very successfully, and, in addition to the laying out of flower gardens round the dormitories, vegetable gardens have also been laid out. In the latter connection well over 1,000 lb. of vegetables have been supplied to the school kitchen.

Training in carpentry is proving especially useful in developing self-reliance and a will to persevere, since these qualities are essential for, and are rewarded by, the production of tangible and permanent results. It is also offering opportunities for the cultivation of resourcefulness, adaptability and initiative.

The work of the prefects has not only been of real value to the school but also to the prefects themselves. The fact that some of their own number take a part in its government and that they themselves may look forward to doing so has helped to impress upon the rest of the pupils the idea of the school as a corporate body demanding their loyalty.”

22. No such success attends the Arab night school at Lamu, the average attendance at which is reduced to two pupils.

23. In the Digo district the Government African School at Waa acquired suitable land and will introduce the study of agriculture into its curriculum.

24. In the Kilifi district the Ali bin Salim school at Malindi improved immensely and did excellent work.

In this district the Church Missionary Society authorities had a scheme in preparation for concentrating upon and improving the larger out-schools and the Local Native Council has promised its support to the scheme.

The various Missionary Societies are well represented and have many schools throughout the Province.

The Neukerchener Mission supplies the only education available in the Tana River district; little except religion is taught but an effort was made to work towards the Government syllabus with a view to application for a grant later.

Rift Valley Province.

25. The only educational facilities available in Baringo is a small elementary school at the Africa Inland Mission at Kabartonjo attended by about twenty-five children. It is hoped that this Mission may be able to expand its work.

26. The Local Native Council elders have repeatedly asked for a school at Kabarnet like the one at Tambach. It is considered that the Kamasia have only a vague idea of what education is and any progressive educational scheme must await the economic improvement of the Reserve.

Nzoia Province.

27. There are no bush schools in the Elgeyo Reserve and the Government school at Tambach is the only educational centre. The Africa Inland Mission is about to start a school at Marakwet.

28. Two literate headmen were appointed to the Nandi tribe in January and the growth of interest in education has since been amazing and is evinced by the fact that the average attendance at outschools has risen from 5.06 in 1931, 18.00 in 1932 to 210.5 in 1933.

The Government school at Kapsabet had a roll of 120 pupils and four new elementary schools were started in the district to cope with the growing enthusiasm of the tribe for education.

29. Of the work of the Africa Inland Mission the Provincial Commissioner writes :—

"An interesting experiment initiated by this Mission at Kingwal in the Nandi Reserve in the formation of a native village settlement will be watched with interest. About six native converts have built for themselves roomy, well-thatched wattle and daub houses. In the centre of the settlement is the school building where a native teacher, trained at the Mission, instructs some twenty-five pupils from the surrounding neighbourhood. The 'settlers' already have established good maize plantations around the village. They keep their cattle in a kraal well away from the dwelling houses, and one of their number has erected a mill for grinding maize on the river below the village. It is hoped to establish a ghee factory as soon as the neighbouring cattle owners have overcome their superstition against the selling of milk for manufacture. Dwellings and schools have been erected, it is said, without any financial assistance from the mission."

The District Commissioner believes that the younger generation of Nandi is steadily realizing the advantages of religious instruction from an educational point of view.

Masai Province.

30. The Provincial Commissioner reports :—

"There is an increasing demand for education amongst the Masai in the Trans Mara due largely to the Uasin Gishu immigrants who have intermarried and now tend to agriculture. Owing to climatic conditions the people are not nomadic."

It is regretted that elsewhere among the Masai an apathy towards education is evident.

31. The Loitokitok school "continues under the able and devoted superintendence of Mr. V'aithehouse". Ten boys went on from it to the Native Industrial Training Depot at Kabete. Five boys from the Narok school went to this training depot and a few to the Ngong Veterinary Training Centre and they are all well reported on.

The Senior Veterinary Officer at Ngong writes :—

"There is not the least doubt the Masai youth can appreciate both school discipline and instruction when lively and personal interest is taken both in and out of school of their endeavours."

32. The trouble at the moment is that the parents do not encourage their children to avail themselves of the educational opportunities which have been given them.

Turkana Province.

33. Mr. G. H. Chaundy was in charge of the Suk Government School at Kapenguria until his departure on leave at the end of the year. Much useful work has undoubtedly been achieved. The Provincial Commissioner writes :—

"The full complement of sixty pupils has been maintained. Every term there are more applicants than the available accommodation permits. During the year considerable additions were made to the buildings, including a dining hall. The services of the N.I.T.D. were made use of for this purpose.

The agricultural element continues to be strongly developed and in this form instruction undoubtedly makes a great appeal to the pupils. Many of those who have passed out are now helping the chiefs and taking charge of the demonstration plots which the Administration has established with the help and advice of the principal. During the holidays the pupils form a very effective agency for the spread of more up-to-date methods of agriculture.

Their general physique invariably invokes comment from all those who visit the school and is very largely to be attributed to the healthy farm exercise in which they indulge as well as the physical drill and games."

34. In the West Suk district the Bible Churchmen's Missionary Society have made marked progress during the year and have a school of thirty pupils divided into three

classes leading up to Standard I. Physical drill and football figure largely in the curriculum. This society is taking over the bush schools of Wewei and Mwina.

35. The only educational facilities in the Turkana district are provided by the police school at Lodwar.

Northern Frontier Province.

The Bible Churchmen's Mission at Marsabit had an average daily attendance of forty-four and at the Isiolo Veterinary Training Centre instruction in elementary reading and writing in order to enable the pupils to take statistics of ghee production, etc., was given.

37. No other educational facilities exist in the Province but, during March, two members of the Bible Churchmen's Missionary Society from Marsabit established a temporary camp at Wamba with the intention of starting educational and religious work amongst the Samburu living there. The Samburu were shortly afterwards compelled, owing to the drought, to move in search of grazing, but whilst in the neighbourhood evinced no enthusiasm or interest in the work and the camp was closed in September.

38. It is unlikely that any demand for wider educational facilities can be made by these nomadic people.

CHAPTER VII.

MEDICAL AND PUBLIC HEALTH.

1. The necessity for the strictest economy in expenditure of Government funds which prevailed restricted the expansion of medical and public health services during the year while, in certain parts of the Colony, the excessive drought was responsible for a scarcity of food which had a serious effect on the health of the people.

2. The year was not, however, without encouraging features. The Local Native Councils responded readily to the need of increased medical and public health measures and in Nyanza Province voted a sum of £2,000 for this purpose; a growing appreciation was shown in the value of maternity and child welfare work; the work of native trainees showed itself to be of increased value and, among the more backward tribes, the antipathy to medical treatment appeared to be almost conquered.

3. In 1933 for the first time the total number of cases treated in Government hospitals, dispensaries and out-dispensaries exceeded a million or rather more than one-third of the

population. The disposition of patients is shown by the following table supplied by the Director of Medical and Sanitary Services:—

District	In-patients	Out-patients	Out-Dispensary patients
<i>Nairobi</i> :—			
Native Hospital	4,389	1,811	..
General Dispensary	..	33,331	..
Infectious Diseases Hospital	1,309
Mathari Mental Hospital	153
Loco Dispensary	..	7,910	..
Police Dispensary	..	1,325	..
Prison Hospital	1,134	3,764	..
Child Welfare	..	19,950	..
Pumwani Clinic	..	1,600	..
District Health Office Clinic	..	1,465	..
<i>Mombasa</i> :—			
Native Hospital	2,469	26,713	..
Infectious Diseases	370	2,584	..
Child Welfare	..	19,664	..
<i>Nakuru</i>	1,817	5,873	..
<i>Eldoret</i>	1,043	2,768	..
<i>Kisumu</i> :—			
Native Hospital	4,497	19,870	33,505
Prison Hospital	153	845	..
<i>Native Reserve Hospitals</i> :—			
Moyale	61	3,595	4,910
Kerugoya	573	12,733	89,040
Kapsabet	510	9,178	17,794
Masambweni	477	1,905	5,770
Kyambu	1,216	9,168	15,852
Meru	1,355	16,510	90,861
Lokitaung	208	1,212	..
Lodwar	234	3,940	..
Kisii	1,220	10,297	47,177
Muriranjias	232	11,005	..
Machakos	1,799	13,460	72,856
Kericho	687	2,849	5,317
Kilifi	418	3,316	13,943
Malindi	153	7,788	3,537
Kakamega	2,205	18,406	129,336
Narok	236	3,853	1,295
Kapenguria	234	2,770	..
Lamu	340	14,333	12,461
Tambach	191	1,549	..
Kitui	1,236	8,326	64,327
Kabarnet	224	3,133	5,383
Kitale	591	3,246	..
Wajir	188	2,737	..
Wesau	769	6,906	14,372
Fort Hall	2,146	12,310	29,964
Nyeri	739	16,766	..
Voi	309	2,670	..
Maseno	76,902
	35,885	353,434	736,602

4. Helminthic diseases and malaria continued to be the cause of the ill-health of a large proportion of the population and respiratory diseases took a heavy toll, both of adults and infants, and were responsible in Nairobi for 215 deaths out of a total of 585. Statistics would appear to show that the incidence of yaws decreased and only 163 cases of plague were reported as against 281, 604 and 959 for 1932, 1931 and 1930 respectively. More cases of venereal disease were treated than during the preceding year.

5. In many districts progress was made with the institution of latrines as a preventative of helminthic diseases; in the Central and South Kavirondo districts the clearing of watering places and fords was continued as a preventative of trypanosomiasis and a large experiment, based on the elimination of fly by trapping, was begun.

6. A large number of pamphlets in English and Kiswahili were issued on hygiene and sanitation and, at the end of the year, a "Development Exhibit" was staged at the Royal Agricultural and Horticultural Show in Nairobi in the form of part of an African village of the future. Parties of chiefs, headmen and Local Native Councillors from all over the Colony visited the Exhibition and evinced great interest.

7. A modification of the training of Africans, as the result of the last four years' experience, was made at Nairobi Native Hospital and, as a result, the hospital was staffed almost entirely by hospital assistants undergoing a three years' course who will subsequently be drafted into other institutions. In December there were thirty-seven natives undergoing such training. The training of laboratory assistants and compounders was continued at the Laboratory and the Dispensary in Nairobi.

8. The first group of Health Workers trained at the Jeanes School was posted into districts in September and there is already evidence that their work is appreciated. At the end of the year there were twenty such workers in training.

Medical missions throughout the Colony provide in most cases some maternity relief and carry out child welfare work. The Director Medical and Sanitary Services states in his Annual Report for the year under review:—

"Everywhere in the neighbourhood of the missions one sees cleaner, healthier and better clad mothers and children than one sees elsewhere . . . and yearly as the teaching of hygiene becomes more practical and less

theoretical one will see more. In this connection the work of the Jeanes teachers and their wives, directed as it is towards the education of the whole community as to how to improve their domestic conditions, how to live, and how to learn, is of estimable value."

Nyanza Province.

9. In the North Kavirondo district the medical staff included two medical officers and nursing sisters, a sanitary inspector and an anti-malarial overseer. Owing to the expansion of mining activities the work in the district increased considerably. No permanent buildings were added to the hospital but two sundried brick houses for dressers and one store was built.

10. There are twelve dispensaries erected from Local Native Council funds in the Reserve, of which eleven are constructed of permanent materials. The dispensaries are grouped into a northern and a southern circuit and it is the aim of the Medical Officer in charge to visit those on each circuit thoroughly once in two months, paying a flying visit to the alternate circuit also once in two months, thus each dispensary is visited monthly. The dispensaries also act as collecting points for patients who are picked up by the Local Native Council lorry-ambulance at regular intervals.

11. At Kaimosi and Butere, where a hospital and dispensary respectively were built from Local Native Council funds, most useful work in maternity and child welfare was done and, to a lesser extent, at the Church of God Mission at Kimba where it is hoped to build a dispensary next year.

12. From a public health point of view a great improvement in markets was effected in conjunction with the Agricultural and Veterinary authorities. Nine instructors were provided by the Local Native Council and a latrine campaign was prosecuted in North and South Maragoli, Marama, But-soto and Teriki.

13. In Kakamega township the demand for temporary plots for residence and trading, pending the issue of permanent plots, was considerable; thirty residential and twenty-two temporary business sites were issued on a yearly lease. This involved the health authorities in very heavy work examining plans and seeing that they were followed and that the nuisances inevitably connected with building operations were reduced to a minimum. Water supply caused anxiety but several springs were concreted, stream beds canalised and

cattle drinking places provided. Refuse disposal was attempted in a small way but funds were scarce as, until December, it had not been decided whether Government or the Local Native Council should be responsible for such services.

14. Inevitably much time was spent amongst the mining community in inspection and instruction but fortunately the gravity of the situation was very generally recognized and help was readily forthcoming.

15. In the Central Kavirondo district a considerable improvement in health matters was achieved in trade centres. This is particularly noticeable in Yala.

16. The sanitary inspector at Maseno cemented seventeen springs in the district, thus doing much to improve water supplies besides being valuable anti-malarial work. A well was dug on the township border and a hand pump was installed. The pump which was presented by Mr. J. L. Riddoch, was the first of its kind to be installed and a photograph appears at the end of this Report. More wells were dug in Sakwa and in the Kano plains and, if these prove successful, they should be of great value both from the public health point of view and in affording good water to the people. It is hoped that they themselves will put in many pumps similar to that installed by the Local Native Council in Kano West.

17. Fly trapping experiments on Maboko Island continued and, while the results so far obtained are not conclusive, the reports showed that the incidence of tsetse was very greatly reduced.

18. Maternity clinics were opened at Nyahera and South Teriki and these are proving of great value. They are in charge of girls sent for training by the Local Native Council to the Lady Grigg Welfare League Maternity Home at Pumwani. Miss Cochrane of the Native Hospital visits frequently with the medical officer. Unfortunately there is some danger of this work being hindered by the marriage of the trained girls, and an attempt is therefore being made to find young widows or older women for training who would be less likely to desert their posts for matrimony.

19. In the South Kavirondo district there are nine dispensaries in the Reserve which are visited periodically. They were attended during the year by 47,177 new cases.

20. The year was not marked by any epidemic except an outbreak of chickenpox in the Bakoria country in Kisii. The

disease was brought to Kisii by some remand prisoners and broke out in the prison. Eighty-three new cases of trypanosomiasis were treated during the year. Tsetse fly control in the Kuja area continued satisfactorily and important results are hoped for from this work. No cases of human rabies occurred during the year.

21. In the Kericho district there is a doctor and a nursing sister at the Kericho Hospital and there are three dispensaries in the Reserve which are entirely maintained by Local Native Council funds.

Central Province.

22. In Nairobi 35,008 patients attended the three clinics at Pumwani, Pangani and the Railway Landies, while the Lady Grigg Maternity Home at Pumwani continued to do useful work and admitted 304 patients during the year.

23. A sum of £2,000 was voted from the Municipal Trust Fund for a new sewage system in Pumwani and it is hoped to complete the work in 1934.

24. In the Kiambu district 1,216 patients were admitted to the Native Hospital and 9,471 out-patients were treated. There were three dispensaries open in the Reserve. Ulcers, helminthiasis and pulmonary affections formed a large proportion of the diseases treated while malaria showed an increase. Nine patients were admitted suffering from anthrax.

25. The hospital at Fort Hall, Muriranja's Hospital—some twenty miles away—and the three dispensaries in the Reserve were fully occupied during the year and did good work. The total number of in-patients was 1,664, and 42,248 out-patients were treated.

An outbreak of measles amongst infants and two outbreaks of dysentery had numerous fatal results.

26. Owing doubtless to the recent depression in trade the townships and trading centres in the district progressed little; the system of Temporary Occupation Licences undoubtedly militating against sanitary improvement.

27. The Local Native Council responded in a most gratifying manner for the furtherance of medical work.

28. In the South Nyeri district the hospital accommodation amounts to roughly one bed per thousand of the population. There is the Native Civil Hospital at Nyeri under the Medical Officer, Fort Hall, with an Indian sub-assistant surgeon in

charge; a hospital at the Church of Scotland Mission at Tumu Tumu and a large native hospital at Kerugoya with a staff of four Europeans. There are also three dispensaries in the Reserve.

29. The Local Native Council showed increased interest in public health and sanitation and maintained at Karatina a public water supply, a slaughter house, public latrines and refuse pits and an incinerator, and at Kamakwa public latrines and refuse pits. It is hoped to extend this system.

30. In the Meru district owing to the curious climatic conditions an abnormal amount of sickness was reported and a great strain was put upon the accommodation of the Meru Native Hospital. It would appear that native prejudice against medical treatment is gradually breaking down, which is evidenced by the fact that out-patients increased by 20 per cent. The Local Native Council showed great interest in public health matters. There are ten dispensaries in the district.

31. Sporadic outbreaks of plague occurred in Ndia and Kichugu in the Embu district and progress in accordance with Local Native Council resolutions was made with public health measures.

32. In the Akamba areas medical work made great strides in the Machakos district. The accommodation of eighty beds at the Native Hospital was taxed to its utmost and it was frequently necessary to refuse admission. There were eleven dispensaries in the Reserve and three African health workers started work in September.

Of the health of the population the medical officer writes—

"The medical facilities in the Reserve have also been taxed to a considerable extent: not, I think, on account of more illness, but rather because more people are demanding attention . . . The majority suffer from chronic ill-health: indifferent and inadequate feeding, repeated attacks of malaria, prolonged sepsis, tapeworm being the foremost contributory causes. Nevertheless, there is no reason to think that they are worse off than those living in other districts."

The Local Native Council bore a much greater share of expense in connection with medical work than in former years and a scheme for further expansion was considered during the year and included in 1934 draft Estimates.

33. In Kitui the health of the staff was generally poor. This is in part due to the intrinsic unhealthiness of the whole district, in part to the lack of funds for development.

The Medical Officer reported that, despite the lack of water and deficient food supplies, the general state of health of the natives appeared to be remarkably good. Malaria was very widespread, chronic ulcers, intestinal parasites and yaws were common, but death-dealing diseases such as pneumonia, plague, tuberculosis and dysentery were remarkable for their rarity. In his opinion the comparative isolation of the district, and within the district, of the individual inhabitants is a contributing factor. The Kitui Wakamba are pleasant and intelligent, still in an unsophisticated and primitive state, and having many difficulties of climate and nature to contend with show a commendable breadth of vision and desire to accept new ideas and learning, once these ideas are proved sound to them.

34. The Native Civil Hospital at Kitui has forty beds to which 1,127 new cases were admitted during the year and 8,324 (new cases) out-patients were attended. Patients—including twenty-seven maternity cases—were also treated at the Mulango mission.

There are six dispensaries in the Reserve erected by the Local Native Council, of which two are staffed and equipped by Government and the remainder by the Council: 64,327 patients were treated there during the year. Anti-malarial works were constructed in the township but a rainfall of 35.29 inches in less than two months made the extinction of mosquitoes difficult.

Coast Province.

35. Progress was made with the general cleanliness and sanitation of the town of Mombasa. A great step forward was made, particularly as regards milk supplies from Mariakani and Mazaras, by obtaining the co-operation of the district officers for the improvement of dairy methods at the source.

36. A medical officer is in charge of the Kilifi Hospital of thirty beds, the small Malindi Hospital, where there is a sub-assistant surgeon, and four dispensaries in the Reserve, where nearly 2,000 more patients were treated than during the previous year. The Kilifi Hospital was only opened in 1932 but admitted 421 patients and 3,196 out-patients, a fact which proves that the people appreciate the facilities offered them. Yaws is still very prevalent but there were signs that its incidence was decreasing. Malaria, intestinal parasites, and

venereal disease were common. The Church Missionary Society Hospital at Kaloleni is well equipped and was well attended and excellent work was done.

37. A large proportion of the patients treated at Kipini suffered from yaws. A dispensary is maintained at the Ngao Mission.

38. At Lamu the hospital was enlarged and the average attendance was ten in-patients and seventy out-patients daily. The three district dispensaries were well attended. Birikas, wells and tanks were kept well stocked with fish to eat the mosquito larvae.

39. In the Digo district anti-malarial works of great value were carried out under the supervision of the medical officer of health and preventative measures against the hook-worm menace continued. It is difficult to educate the Digo in health matters. A "cleaner village and house campaign" was undertaken among this tribe with most disappointing results; and it must be admitted that the Duruma villages, which have not been the subject of any campaign, compare favourably from the point of view of cleanliness with the Digo villages. This can be attributed mainly to the inherent differences between the two tribes. There were two medical officers in the district during the year and, at the hospital at Msambweni which was opened at the end of the year 1932, 477 in-patients were admitted and 1,905 out-patients attended.

40. A special investigation into the health of the Wadigo people has been carried on by the Medical Department for some years. During the year the Registration of Births and Deaths was continued and an age group census was introduced but, owing to pressure of work at Msambweni Hospital and time devoted to the improvement of rural sanitation, the clinical examination of "unselected natives" could not be carried out to as great an extent as in former years.

An epidemic of whooping-cough occurred during the year and probably was instrumental in bringing the rate of mortality from diseases of the respiratory system up to 42.4 per cent of the total. Diseases of the digestive system and malaria were very prevalent among these people but the incidence of yaws appeared to decrease.

During the year the leper colony was moved from Lamu to the district and seventy-three cases were treated during the year.

41. As a measure of economy the hospital at Voi in the Teita district was partially closed and, in a year marked by an unusual amount of sickness, this proved a serious loss to the community. The prolonged drought and the consequent inadequate food supply were factors probably responsible for a series of epidemics—whooping-cough, broncho-pneumonia and measles—which took a heavy toll of the population, particularly the children. A mild epidemic of mumps and an epidemic of dysentery occurred in the latter half of the year. Venereal disease appears to have a low incidence in the Reserve.

The Local Native Council showed itself to be entirely in favour of the upkeep and improvement of medical work in the Reserve. The work of the female hospital dressers (primarily child welfare workers), was particularly appreciated by an ever increasing number of patients.

Rift Valley Province.

42. In the Baringo district the hospital at Kabarnet is still regarded with considerable suspicion and natives try their own medicines and charms before resorting to its help. The attendance, however, improved during the year; a demand was made for simple medicines for use in the natives' homes and the value of quinine appeared to be appreciated.

Malaria was very prevalent in the plains, and ulcers were common throughout the district, but the health of the hill-dwellers was on the whole good.

It was not possible to interest the people in public health measures.

Nozia Province.

43. In the Elgeyo-Marakwet Reserve there is a hospital ward and a dispensary at Tambach and a dispensary at Marakwet. The Nandi district is under the care of the medical officer stationed at Kakamega.

44. Dr. Martin, when medical officer of health at Eldoret, made a short survey of the conditions in the Elgeyo Reserve and the following extracts from his report give a picture of the physical state of the people:—

"It may be said at once that the amount and quality of food supplies produced are markedly insufficient, especially so in times of drought. The result is, as meat-eating is not general and stock is allowed to multiply excessively, that an unequal distribution of their foodstuffs takes place, always, it appears, to the disadvantage of

the children. The acreage under cultivation . . . is probably under half-an-acre per family . . . and bordering perilously on the famine limit. Mr. Lewis's report gives the infant mortality at about 30 per cent . . . It is fortunate that major infective diseases are uncommon or absent . . . The tragedy of this race to me is the condition of those in whom their hope must be based for the future, the children . . . The condition of those from weaning time onwards is very poor and in some pitiable.

The Moran and young women on the whole form a group physically comparable with the average tribe in this country . . . and it says much for the recuperative powers or whatever may be concerned of this people that they can change into such fine specimens after a half-starved childhood."

Masai Province.

45. A sub-assistant surgeon was in charge of the hospital at Narok. A travelling dispensary was instituted at the end of the year and this proved so successful that it is hoped to send out more than one next year.

The most prevalent diseases would appear to be venereal diseases and pulmonary complaints and a peculiar, and as yet undiagnosed, disease called by the Masai East Coast Fever.

A European, while on a shooting expedition in the Lower Mara, contracted sleeping sickness, which is thought to be a sequel to a raid early in the year by Kenya and Tanganyika Masai to Ikoma in Tanganyika Territory as a result of which three Masai are believed to have died of sleeping sickness. This is the first authentic case reported in the district.

46. There is a native dresser at Kajjado. The Local Native Council undertook to subscribe £50 towards the construction of a small hospital at the Africa Inland Mission at Lasit.

Northern Frontier Province.

47. The medical officer stationed at Meru was in charge of the hospitals at Isiolo and Marsabit. The native population in Isiolo district suffered a good deal from malaria during the year but, from a re-examination of all the children in Marsabit station, it would appear that malaria is not endemic in that area.

The Bible Churchmen's Missionary Society maintained a dispensary at Marsabit and is building a small hospital.

48. The medical officer stationed at Moyale was in charge of the somewhat primitive hospitals at Moyale, at Mandera and at Wajir, where there is a sub-assistant surgeon and a native dresser was stationed either at Darkali or Ramu. The medical officer is dealing with a nomadic population of approximately 25,000 in an area of about 32,000 square miles which, while it lessens the spread of epidemic disease, makes medical attention very difficult.

Acute conjunctivitis, malaria and diseases of the respiratory system seemed to be the chief causes of ill-health while at Moyale a large number of Abyssinian subjects were treated—the majority suffering from venereal disease and tape-worm.

Turkana Province.

49. In the West Suk district a sub-assistant surgeon has a small native hospital of mud and wattle of which the natives took full advantage.

50. There is one medical officer in the Province stationed at Lodwar, where there is a hospital, and a sub-assistant surgeon attended to the civil and military units stationed at Lokitaung as well as to the native population who did not, however, attend in such numbers as at the other stations. The medical officer frequently visits the hospital at Kaputir, which is in charge of a native dresser.

51. There was no serious epidemic during the year, but a mild outbreak of dysentery and stomach troubles occurred at Lokitaung, but the number of patients treated in the Province showed a great increase over the previous year.

The incidence of venereal disease amongst the Turkana is still very high and conjunctivitis, malaria and bronchitis are common complaints among these people.

CHAPTER VIII.

FORESTS.

Owing to financial stringency slow progress only has been made with the carrying into effect of the policy adopted for the conservation of forests of importance in Native Reserves.

2. Areas of approximately 67,000 acres in the North Kavirondo, 10,000 acres in the Kamasia, and 2,000 in the Machakos Native Reserves were proclaimed as Native Forest Reserves.

It is hoped to proceed steadily with the work of demarcating or permanently protecting the remaining areas of forest land.

3. Forest destruction is decreasing and, with few exceptions, popularity of tree planting in the Reserves is growing and with it a realization of the economic benefit to be derived. During 1933 the lack of rain, particularly in the Central Province, destroyed a number of seedling trees.

Nyanza Province.

4. Seedling nurseries have been established in most locations in the districts and a large number of seedlings have been distributed.

Natives have seen the advantages reaped by others in the Kakamega area from the sale of trees and really have been "tree-minded" though they have yet a lot to learn in regard to planting and care of the seedlings.

5. Concessions were granted in the Kakamega forest for the cutting of mining timber and arrangements were made to replant the areas.

Central Province.

6. Reforestation was carried on in most districts through the medium of the Forest Department and also the local Native Councils.

Natives are at last beginning to realize the advantages of trees both from the point of self-enrichment and prevention of erosion and for their intrinsic economic value.

Considerable progress was made in tree planting in Fort Hall, Meru and Machakos and, though the types most in demand at present are the commoner and quick-growing types of Eucalyptus, Macrocarpa, Wattle and Grevillea Robusta, it is hoped that progress will soon be made with indigenous trees.

7. A forester was in charge of the Machakos district throughout the year and fifty acres were planted up during the year. He took over the supervision of the Local Native Council nurseries for the distribution of trees to natives for their own planting, who had prepared small tree shambas, under the supervision of administrative officers, to receive them. A total of 1,146,000 seedlings were distributed during the year.

Coast Province.

8. The coast forests were under the supervision of an Assistant Conservator of Forests stationed at Mombasa.

The mangrove creeks round Mombasa, which had been closed since 1922, were reopened during the year and nearly eighteen thousand poles were cut and eighty-two tons of bark were exported to England.

9. Mvuli seed was ordered and a nursery at Kwale constructed with a view to planting up a considerable area of the forests in the Digo district and for raising experimental species for trial in the Shimba Hills. Both Mvuli and Bamba Kofi have been cut out in past years but no replanting has been done.

10. The royalties collected at Lamu amounted to £649, an increase of over £200 over the previous year.

11. The Gum Copal Concession in the Kilifi and Digo districts referred to in last year's Report expired in November and was not renewed.

12. There are no Forest Reserves in the Teita district but, as a result of continual propaganda, the number of natives who appreciate the folly of failing to conserve such patches of forests as still exist is increasing. The Local Native Council afforestation staff of six continued to render useful service, and despite adverse weather conditions afforestation made steady headway.

Nzoia Province.

13. The Elgeyo-Marakwet Local Native Council received royalties amounting to £413, after defraying the cost of the services rendered by the Forest Department in maintenance of their Forest Reserve. This comprises 26,600 acres. A survey of the forest north of Marakwet was started during the year.

14. The Nandi Local Native Council employs two trained nurserymen who were occupied during the year in planting and in growing seedlings for issue.

Agreement between the Forest Department and the Local Native Council for the preservation of the large area in the district, mentioned in last year's Report, was reached, and demarcation of the southern block of 51,267 acres was completed and good progress made with the demarcation of the northern forest along the Escarpment.

Masai Province.

15. The Masai have so far considered it their right to cut down any trees in their country and have not yet begun to appreciate the economic value of forests.

16. The reforestation of the Ngong Hills proceeded but cut-worm and the drought played havoc with the trees planted during the year.

17. A small plantation of Eucalyptus was made at Kajjado. There was a heavy mortality amongst Eucalyptus, Cypress and Nandi flame trees planted fifteen to twenty years ago by the Magadi Soda Company.

Northern Frontier Province.

18. Of the Marsabit Forest the Conservator of Forests writes:—

"The main value of the forest is climatic. Marsabit is an isolated mountain in a vast area of low, dry and very hot country. It is sufficiently high to catch clouds by the cooling of the air and condense moisture is . . . very greatly increased by the presence of the forest. The rainfall though much higher than the surrounding districts is comparatively low but there is in addition many days of dense fog over the mountain and much of this fog is actually condensed on the trees and soaks into the ground, so helping the springs and water-holes on the mountain. The fog, which is partly due to the forest, also of course helps to keep growing the grass over the whole district affected by it. It is essential that the forest should be preserved . . ."

CHAPTER IX.

AGRICULTURE.

1. During the year under review the Colony was practically free from the depredations of locusts which had caused considerable damage to the crops in the two preceding years. Unfortunately, however, the almost complete failure of the long rains in many areas and the uneven rainfall registered in other areas, particularly in the Nyanza Province, caused serious damage to the crops and a consequent depreciation in the agricultural output. Certain District Officers considered that the year 1933 had been the worst year so far recorded.

2. In the Baringo district of the Rift Valley Province famine supervened and it was necessary to feed the backward

Kamasia people. It was also necessary to ban the export of foodstuffs from the Nyeri and Machakos districts of the Central Province, and from certain coast areas, for certain months of the year, but no famine relief was necessary.

Of this the Agricultural Officer stationed at Nyeri writes—

"This shows how greatly the native has advanced in general agricultural methods and in his means of storing food crops. Such a drought occurring ten years ago should undoubtedly have led to a severe famine."

3. The year was, however, not without events worthy of record. The output of the cotton crop in Nyanza Province, and in the Kilifi district of the Coast Province, and of the wattle bark industry of the Kikuyu areas were most encouraging and augured well for the future.

Coffee growing by natives was instituted in the Meru and Embu districts of the Central Province; a comprehensive scheme of swamp drainage was successfully carried out in the South Nyeri district; reconditioning was continued in the Machakos district and in the Baringo district of the Rift Valley Province.

It is encouraging to be able to report that, with few exceptions, the natives showed an indication that they were becoming more agriculturally minded.

Nyanza Province.

4. The Provincial Commissioner reports:—

"The rainfall for the year has been disappointing, not so much from lack of rain as from bad distribution.

The chief work during the year has been to improve both quality and quantity of products and much credit is due to the Agricultural Officer for what has been accomplished.

Application of the rules governing sale of maize, groundnuts and simsim had a good effect and there is a definite and noticeable increase in the quality of those main crops.

In regard to quantity it is difficult to get figures as there is no means of ascertaining exactly what is consumed by employers of labour on the mines and the tea estates, etc.

The following figures compiled by the Railway are given and, I think, can be taken as meaning export from the Province of Native Produce :—

	<i>Tons</i>
Beans	859
Ghee and Butter...	721
Chillies	3
Groundnuts	589
Hides	896
Maize	17,534
Maize Meal	4,299
Pulses	1,948
Simsim	3,678
Skins	90

There is no doubt that natives are waking up to the fact that they must rely more and more on their shambas for money to pay taxes and buy luxuries and in most parts there is a satisfactory keenness to progress."

5. In the North Kavirondo district special efforts have been directed during the year to increasing the acreage under maize and simsim, and improving the quality of maize seed sown and the methods of maize cleaning. The price of maize rose in December. In Kimilili location progress was made towards real small farms and there are some shambas of twenty to twenty-five acres.

The simsim, mtama and wimbi crops yielded well and tentative efforts were made with Tung Oil and dark Nyassa tobacco.

The Local Native Council seed farm progressed steadily and the acreage under cultivation grew during the year from fifteen to thirty-six acres.

6. The cotton crop was very satisfactory and yielded a record weight even though the price, which started at ten cents, dropped to eight cents. The following figures show what was bought by the three ginneries in the past years :—

<i>lb.</i>		<i>lb.</i>	
1924 ...	1,024,784	1929 ...	2,259,497
1925 ...	1,838,920	1930 ...	1,170,218
1926 ...	1,428,110	1931 ...	918,867
1927 ...	1,045,488	1932 ...	2,166,952
1928 ...	1,402,409	1933 ...	3,940,764

The prospect for 1934 is even better.

7. In the Central Kavirondo district the weather conditions which prevailed rendered unsuccessful a comprehensive planting scheme, which was prepared for the whole district, reduced the cotton crop harvest in the Asembo, Kadimu and Samia locations and in Nyakatchi the harvest of a large issue of ground-nut seed. Nevertheless the cotton crop reaped in Samia showed an increase over any previous year.

8. The quality of South Kavirondo groundnuts improved considerably but owing to the drought and an attack of rosette the yield was disappointing.

Much useful work was carried out at the Kisii Local Native Council seed farm where a coffee nursery was planted up with sufficient seed for one hundred acres. The cotton yield and price were low but the area under cultivation was increased. A wheat crop did well in the Kisii highlands and an experimental seed issue was made to intelligent natives of Madagascar butter beans and marrowfat peas.

9. In the Kericho district the increasing number of tea estates ensure a good market for the maize crop and attention is being directed to planting up old fields with grass, the cultivation of beans and to apiculture.

Central Province.

10. The Provincial Commissioner reports :—

"After bumper crops during the short rains it is depressing to report that the long rains crops were almost a complete failure owing to drought. All districts suffered but those hardest hit were South Nyeri, Fort Hall, Kiambu and Machakos. It is an interesting comment on the advance in native agriculture that no famine relief was necessary.

The normal crops were grown during the year, but a notable feature was the great increase in production and consumption of the European potatoes. This has practically superseded the sweet potato for human consumption."

Seed production on a large scale on seed farms replaced the old method of numerous small demonstration plots.

11. The four most important agricultural questions dealt with during the year were swamp drainage, the wattle trade, prospective coffee cultivation by natives, and the need for extensive reconditioning in the Machakos district.

It had steadily become obvious that owing to the drought a considerable shortage of food would be experienced in the South Nyeri district and the Agricultural Officer proposed that a system of swamp drainage should be initiated by communal labour.

With the agreement of the Local Native Council, and under his supervision, some 5,000 acres of swamp were drained and, by the close of the year, yielded excellent crops of European and sweet potatoes and early ripening maize. There is no doubt that in certain locations the harvest from these swamps was all that stood between the natives and acute food shortage, and it was a tragedy that large areas were completely blighted by the abnormal frosts which affected the whole of the South Nyeri district. The scheme was also put into operation in Fort Hall.

12. The wattle trade is now established as the staple industry of South Nyeri, Fort Hall and Kiambu. Without it there would, undoubtedly, have been an inability to purchase necessary foodstuffs or to meet taxation. From small and confused beginnings within a few years it has developed into a well organized industry. By means of inspection, instruction, checking of immature cutting and the imposition of fresh wattle bark rules the Agricultural Officer reports that the quality and value has been improved out of all recognition, and is now equal to that produced in other countries. There has been a ready and rising market and the grower has experienced a most satisfactory year. The value of wattle does not rest on the bark alone. The native finds in it his poles for building, his firewood, a means of preventing hillside erosion and of improving soil fertility.

13. On grounds of policy the areas agreed on for the experimental growing of coffee by natives, are situate in the more remote and backward districts of Embu and Meru. Here distance and transport charges preclude the economic production of the less profitable staple crops, and, at the same time, their very isolation should prevent friction between the native growers of coffee and the larger established European farmers.

14. In the Kiambu district propaganda encouraging the use of "boma" manure was vigorously carried out but the temptation to sell it for a few cents to traders who transport it to European farms is difficult to combat and progressive impoverishment of the soil results.

15. The District Commissioner, Fort Hall, writes "that the year can be said to have been one of excellent agricultural progress". The majority of the natives have, after considerable opposition, appreciated the value of the inspection markets for wattle bark and asked that their functions may be extended to maize and other crops. A very large issue was made during the year from the various seed farms in the district. A fruit nursery and citrus orchard were started in the boma with a view to selling budded orange trees and other fruit trees to natives at a low price.

16. In the grounds of the South Nyeri Local Native Council House there is a flourishing plantation of oranges, lemons, japanese plums and peaches, planted with a view to popularize fruit growing with the natives of the district, and a number of custard apples have been planted at Tambaya.

17. In the district the harvest of crops was some 70 per cent below the average and the year was most disappointing from the agricultural point of view.

18. In the Meru district the distance from a market, the lack of cheap transport facilities and the social system which prevents younger men from taking any part in agricultural work in the Reserve militate against agricultural advancement. The drought seriously affected the grazing and by the end of the year food stores were seriously depleted.

Kenya Governor wheat and simsim were issued for planting in November in the Embu district and seem to have done well and the Agricultural Officer prepared experimental plots with a view to placing a large area of the low country under cotton.

19. In the Kitui district the uneven rainfall, caterpillars and, in some parts of the district, locusts did much damage to crops. An experiment made in cotton growing proved successful and an increased area was planted up. In certain locations the pigeon pea harvest was fair and increased plantings at seed farms were made with miscellaneous crops.

20. In the Machakos district the failure of the long rains resulted in a food shortage in many parts of the Reserve and a harvest was obtained from the pigeon pea crop only on low-lying alluvial shambas. However, at the end of the year the crop prospects were excellent and an encouraging feature has been the increased interest taken by the more advanced natives and the greater use of ploughs and other ox-drawn implements resulting in larger areas of land under cultivation.

Large issues of seed were made in the Reserve and an experiment was made with cotton growing in some of the lower lying locations of the Reserve.

The reconditioning demonstration area at Mbooni was completed with excellent results and a further demonstration area was started in Kiteke.

Coast Province.

21. A rainfall, well below that of previous years, greatly decreased the harvest of crops.

22. In the Malindi district the 1932-1933 cotton crop, which with normal weather conditions should have been much larger, exceeded 1,000,000 lb., constituting a record, which stimulated an interest throughout the district and an intensive campaign resulted in the sowing of a largely increased area. The Mazeras Ginney was built by Messrs. Coastal Ginners Limited during the year.

Experimental growing at Kibarani showed that up to 980 lb. of seed cotton can be produced from one acre of average soil while it is anticipated that the Nyika should be able to reap a good crop.

23. Propaganda to encourage picking and increased planting of cashew nuts was carried out and agricultural instructors instituted village to village planting campaigns, while Mr. W. G. Lillywhite of Sokoke imported machinery for their preparation and canning. In the past many Nyika have allowed the fruit to rot rather than to take the trouble to pick and sell it.

24. An intensive trial was given to tepary beans, which proved to be an excellent drought resisting food crop, and sweet mtama (Bonganbilo) and black simsim were successful.

The area of Kibarani was extended and food crops were successfully bulked.

The price of copra was extremely low and its export did not prove a commercial possibility.

25. In the Kipini district rice production on the Tana was much below normal as the river did not flood at all in the long rains.

Reduced crops ripened late in the lower locations but, on the upper river, many villages harvested no crops at all but subsisted on wild fruits, roots, bananas and fish. Adequate short rains and a river flood in December allowed the year to close in a more hopeful atmosphere.

26. A preliminary survey of the Umba Valley in the Digo district was made by the Executive Engineer, Public Works Department and the Agricultural Officer, and indicates an area of some 900 acres suitable for irrigation. Investigations are proceeding.

A further proposal under investigation is to use the Lumi River springs at Taveta.

27. In the Teita district development on an extensive scale steadily continued at Mwatate and Taveta. Both are mainly sisal estates, but pineapples have proved both successful and lucrative at Mwatate, and most interesting experiments in a variety of crops are being carried out by Major Layzell at Taveta.

In the Teita Hills Major Dr. Drury with his coffee succeeded in winning a prize at the recent Agricultural Show in Nairobi.

Rift Valley Province.

28. The position was mainly governed by the rainfall, the long rains failing, for practical purposes, completely, but good rains fell in July, August and September.

29. In Kamasia an intensive campaign was carried out to further production of foodstuffs which included the encouragement of cultivation in the high country by the residents in the low arid country. Some six hundred families were induced to take part in this.

Maize, wimbi, beans and sweet potatoes were the crops grown. During the late rains replanting was effected and sufficient crops were produced to allow of the cessation of famine relief in November.

The late planting was made possible by seed purchased from the Local Native Council funds at a cost of some £200; and distributed by the Local Native Council lorry.

At the end of the year the pressure for increased cultivation, in preparation for the year 1934, was kept up.

30. The main object of the administration has been, and must continue to be, to raise the general standard of living by increasing the food production, both in agricultural and animal products. It is only when that is achieved that medical and educational services will become effective.

31. In July the Senior Agricultural Chemist made a survey of the alluvial flats at the southern end of Lake Baringo and reported that it was a most promising area for cultivation

under irrigation. The soil was analysed and found suitable, and the country was reported on favourably from an engineering point of view. If the scheme were carried out the ultimate object in view would be to create a number of small holdings, under expert supervision, growing maize and mtama, and possibly lucerne.

32. The reclamation of the area closed last year for purposes of reconditioning was accomplished, with the result that there is now plenty of grass and a considerable number of saltbush trees scattered throughout the area.

An attempt to introduce fodder crops was begun. It was viewed with some suspicion by the natives as a usurpation of the functions of nature whose duty, they consider, is to provide the necessary water and grass. It is hoped that the advantage of a store of cattle food will be appreciated. A hay crop was reaped at Mkuyuni. The District Commissioner writes:—

"In an effort to conserve what little grass remains in the district it was decided at the beginning of the year, with the consent of the natives concerned, to close two areas to sheep and goats for the period of the rains, thus giving the grass more chance to recover . . . It is encouraging to note that when rain came . . . a headman on his own initiative closed the Emining plains to sheep and goats, sending them into the barren hill country where there was sufficient food on the various bushes . . . The essential conditions for success is to interest the native and prove to him the value of our ideas. Our beginnings are of necessity very small and, at present, will have no alleviating effect on the stock problem, but we hope by interesting a few intelligent individuals to get the natives on our side eventually."

Nzoia Province.

33. In the Nandi Reserve magnificent crops of maize, potatoes and white runner beans were raised on the Local Native Council's seed farm under the supervision of the District Commissioner. The seed was distributed to the location seed farms supervised by the location headmen and the result should be an ample supply of seed for all locations for 1934.

The District Commissioner writes:—

"My main objective has been to find crops, both for food and for sale, which will not be utilized for the manufacture of beer. I have steadily been forced to the

conclusion that the increased production of cereals is not going to increase the wealth of the tribe and far from being a benefit to the tribe is a menace. Practically all cereals are turned into beer, and all that is achieved by increased production, is increased drunkenness and its attendant evils."

It was found that white runner beans, marrow fat peas and linseed gave satisfactory yields, while potatoes yielded as much as seventy bags an acre.

34. The Provincial Commissioner reports:—

"It is hoped that the Nandi will gradually adopt potatoes, which they definitely like, as part of their staple diet, and so release some of the milk for manufacturing purposes.

Excellent crops of potatoes and maize were grown in the Kapsabet School gardens, which will materially reduce the cost of the pupils' board.

At Tambach and Marakwet the crops were not so successful owing to the partial failure of the rains. An area of about twenty-five acres, about two miles from Tambach station, was selected by the Agricultural Officer, Kitale, with the consent of the Local Native Council, and was planted with beans, sweet potatoes and cow peas. Good crops were obtained and were issued as rations to natives living in the famine stricken areas of the district. An area of about fifteen acres at Marakwet boma planted with maize by the natives in receipt of famine relief was not so successful owing to partial failure of the rains."

35. Neither the Marakwet nor the Elgeyo cultivate to any appreciable extent the fertile highlands of the Elgeyo-Marakwet Reserve, which are mainly utilized for the grazing of cattle.

Masai Province.

36. An increasing tendency to agricultural development was shown at Ngong, the actual cultivation being done by Kikuyu wives or Kikuyu employees. The small Kikuyu settlement at Narok harvested nothing at all, but the fact that a Siria Masai asked permission to employ two Kavirondo to teach him how to plough suggests that a time may come when these nomadic pastoral people may realize the value of producing crops.

Northern Frontier Province.

37. Vast areas of the Province are unsuited to agriculture; the exceptions being the vicinity of Marsabit, a portion of the Moyale district and the banks of the Tana River in the Garissa district. Drought has militated against production in the first two districts and the backward state of the Tana River people impedes progress.

38. Of the Garissa district the District Commissioner reports:—

"Agriculture remains extremely disappointing in the district. The agricultural population which is confined to the river is drink-sodden and backward. It is, however, noticeable that the Somalis and Galla are taking more interest in agriculture than previously and this is especially noticeable in the case of the Galla who have had heavy losses from rinderpest. The yield was not so bad as might have been expected on the Upper River near Bardale and it was observed that a good crop was obtained in August by a few who had planted their seed at the bottom of a hole sunk to river moisture level, the seed having first been soaked for two days. The greatest shortage of food was in the neighbourhood of Bura and the price of maize rose considerably as it had to be imported from Lamu towards the end of the year. Experimental plots made at each headman's village were neglected or allowed to run to waste."

39. The drought and black caterpillars destroyed the production of a large area where maize, millet and teff were planted near Moyale. A little millet was grown near Mandera. The rainfall for the year was only 19 inches in the district.

The drought was the cause of almost a complete failure of all crops in the Marsabit district. Good rains fell at the end of the year and a large area was again planted out under maize.

Turkana Province.

40. The Provincial Commissioner reports that in West Suk—

"... there are now six demonstration plots from which crops have been reaped this year. Many of them are in the charge of ex-pupils from the Kapenguria School under an Agricultural Supervisor. Potatoes are specially popular but now maize, onions, beans, carrots and ground-nuts are all being grown and much appreciated. In this way the influence of the Kapenguria School is beginning

to be reflected in the improved condition of the native crops throughout the district. At the Agricultural Show held in Nairobi in December the display of vegetables from the school garden and demonstration plots attracted considerable attention—the onions and Canadian Wonder beans being pronounced as good as any on the Show.

In the hills round about Kapenguria, Mwina and Weiwei normal harvests were gathered, but elsewhere the rains were scanty and seldom more than a half crop was saved."

41. In Turkana district the failure of the rains and lack of water in the rivers resulted in even less agricultural production than usual. The experimental plot at Kaputir was kept up as a centre of distribution to the natives in the neighbourhood, many of whom are Ngabotok and essentially agriculturalists. The belt between Kaputir and Lokitaung, in the centre of which is Lodwar, registered a rainfall of less than one inch and was practically denuded of all vegetation and deserted by its population and wild fauna.

CHAPTER X.

LIVE STOCK.

Nyanza Province.

1. At Sangalo, Maseno and Kericho, there is a Veterinary Officer and a Stock Inspector stationed and also a Stock Inspector at Kisiri. During most of the year South and Central Kavirondo were in quarantine which severely restricted movement.

2. Work at all stations concentrated on:—

- (a) Control and eradication of stock, animal and poultry diseases.
- (b) Improvement of cattle and poultry.
- (c) Improvement of hides and skins.
- (d) Improvement of quality and quantity of dairy production.
- (e) Establishment and supervision of markets.
- (f) Facilitating the movement of stock to and from the Reserves.

3. The Province was in quarantine throughout the year for rabies and bating was carried out and it is a great relief to be able to record that the disease appears to be dying out.

4. There was a great increase in the quantity of shade dried hides exported. In all districts a large number of shade drying *bandas* were erected, and the natives having appreciated the benefit to themselves, took a real interest in the work. The total value of shade and sun dried hides exported from the Province was £43,163.

5. In the opinion of the District Commissioner, North Kavirondo, the contributing factors were:—

- (a) Better price which made natives more susceptible to teaching.
- (b) Better preparation.
- (c) Increase in number owing to increase in meat consumption throughout the Reserve, but especially in the minefields area.

The value of hides exported increased in this district alone from £4,263 to £14,430. Marach and South Kitos natives took first and second prizes in the open hide competition at the Agricultural Show held in Nairobi in December.

6. The Local Native Council operated thirteen field dairies under the supervision of the Veterinary Officer and despite the drop in the value of ghee the value of dairy products rose 100 per cent to £1,338. Again the district took first and second prizes at the Nairobi Show in this class.

It is believed that this valuable industry is but in its infancy in this district and it is hoped that an even greater expansion in production may be reported next year.

The improvement of cattle was studied and castration of scrub bulls by the Burdizzo method became popular.

7. A serious outbreak of rinderpest, which spread rapidly, occurred in Kimillili. The outbreak was first controlled by double inoculation, and later by quarantine, which was surprisingly effective. The native authorities gave every assistance in combating the disease.

8. The Central Kavirondo district has been in quarantine for bovine pleuro-pneumonia for ten years (and also the South Lumbwa district), but it was possible to revoke the quarantine regulations during the year. In both districts East Coast fever is responsible for considerable mortality among calves, the District Commissioner, Central Kavirondo district, estimating it to be as high as 60 to 80 per cent.

9. The export of butter fat from native dairies to the Kenya Co-operative Creamery at Lumbwa was very satisfactory, but negotiations as to grading are still in process.

CENTRAL PROVINCE.

10. The Kikuyu areas of the Province are not so dependent on stock for their livelihood as are the Akamba. Nevertheless there is no doubt that there is very considerable scope for development.

11. Rinderpest is endemic throughout these areas and during the year this disease was responsible for a big loss of stock; in particular in Meru and Embu. An obstacle to treatment is the communal nature of grazing and the expense of inoculation.

12. The Administration, Agricultural and Veterinary Departments co-operated actively with the problem of the preparation and disposal of hides and skins and by-products. Since the financial results of progressive action are immediately felt it has not proved difficult to enlist the sympathy and support of the natives. The price for shade dried hides, as opposed to sun dried, was 33 cents to 40 cents per lb. as opposed to 10 cents. Shade drying *bandas* were erected during the year in considerable numbers throughout the Province and driers have been trained in the Kikuyu areas by Agricultural Officers and amongst the Akamba at the African Veterinary Training Centre at Machakos.

13. Apart from the incidence of disease the most serious problem confronting the natives of Machakos, Kitui and Kiambu, in particular, is shortage of grazing and shortage of water over a large part of the area.

14. Three artificial sources of water have been installed by the Kiambu Local Native Council, which consist of:—

- (a) A ran and pipe line near Kikuyu station at Karai.
- (b) A bore hole at Kiboko near Limoru station.
- (c) A bore hole two miles from the above at Mirithu.

The first scheme is most successful, and preferable to (b) and (c) in view of the fact that the supply is permanent, and once installed requires little further attention. Possibilities of further similar development are being investigated.

15. As permanent rivers are less frequent in the Akamba country the only source of water supply must continue to be by boring and damming.

16. The scheme of cross-breeding poultry which proved so successful in Kiambu is being encouraged throughout the Province, and among the Akamba who, for decent poultry and eggs can find a ready sale in Nairobi, either for retail purchase or for liquid egg preserving, Rhode Island Red, Black Australop and Light Sussex types are being issued free.

There is a poultry farm attached to the Veterinary Training Centre at Machakos, where natives are trained in animal husbandry, dairying and poultry management. In future pupils entering the school will be indentured for five years at the Government African School at Machakos and, after three years there, will do a final two years' course at the Veterinary Training Centre.

Coast Province.

17. Mr. S. G. Hassan was the Veterinary Inspector of the Province throughout the year and his three assistants were stationed at Mombasa, Mariakani and Lamu.

On Mombasa mainland there are two European-owned dairies and seventeen owned by Indians on the Island. Efforts were made to improve the latter and also the native milk supplies at their source at Mazeras, Mariakani and Likoni.

18. Rinderpest appeared in the Tana River district in March, where fly has spread extensively in recent years, and the Veterinary Inspector estimated that the losses of the Galla from rinderpest and trypanosomiasis amounted to 15,400 head of cattle.

The other mainland districts were affected by rinderpest in November and, though the loss in stock was not severe, the cattle trade was greatly disorganized.

19. It is encouraging to report that in the Kilifi district 6,750 lb. of ghee were sold at Sh. 26 a tin, whereas the output in the previous year was only 1,760 lb. At the Mariakani Veterinary Station in this district there is a hide drying shed and a poultry farm was instituted for breeding up stock for issue to the Reserve.

Rift Valley Province.

20. The drought caused enormous losses in cattle in the Baringo district, where the mortality probably exceeded 50 per cent, and sheep scab spread alarmingly in the Southern Kamasia locations and in Sacho, Kabarnet and Kapropita in the northern group. Two dipping tanks have been bought with which to combat this disease and dipping will soon commence.

21. As the result of Suk trespass into Samburu county pleuro-pneumonia broke out in August among a few herds. The epidemic does not seem to have spread but the consequences will be serious, as all hope of finding a commercial outlet for Suk cattle is frustrated for some years and the dangers arising from trespass into Laikipia are intensified.

Masai Province.

22. The cattle mortality during the year was appalling. Drought, rinderpest, East Coast fever, pleuro-pneumonia and anthrax took their toll of the emaciated beasts and an increase in "fly areas" is reported.

The District Commissioner, Kajiado, reports that "the feeling of the Masai towards inoculation and veterinary restrictions has undergone a great change. From an attitude of passive resistance they have adopted one of tolerance, if not of compliance, and signs are not lacking that they welcome pleuro immunisation of uninfected beasts".

Northern Frontier Province.

23. During the year it was decided to re-organize the veterinary services in the Province and allow the Veterinary Officer to concentrate on the eradication of pleuro-pneumonia in Samburu while, from the east, the development of the Lamu outlet from a quarantine post at Ijara was undertaken by the Veterinary Officer of the Coast Province.

24. In the Garissa district ghee factories functioned at Butuma and Garissa and the Somalis began to appreciate this industry as a means of revenue.

It was only possible to open the Samburu ghee dairies for a very short time during the year owing to the failure of the rains, but 1,796 lb. were exported at a price of Sh. 1,094.

CHAPTER XI.

TRIBAL POLICE.

1. The Tribal Police have continued to perform satisfactorily throughout the year and have had greater responsibilities.

2. In the Kitui district the Kenya Police Force unit was withdrawn and all their duties were efficiently carried out by the Tribal Police. The District Commissioner reports that their discipline was excellent. The disadvantages of this measure of economy are that in inter-tribal friction Tribal Police may be suspected of partisanship.

3. In the Fort Hall district a Tribal Police School was started with the object in view of teaching the men to read warrants of arrest and execution.

4. The Lumbwa Local Native Council showed an appreciation of the disturbed state on their border by voting money to increase the strength of the Tribal Police by twenty men in order to look after the young men who were stealing cattle from neighbouring tribes.

Nyanza Province.

5. The Tribal Police in each district have improved greatly in smartness and efficiency and a good stamp of man is recruited but it is too soon to suppose that they can take the place of the regular police for all purposes.

Central Province.

6. The Tribal Police have proved themselves an efficient and loyal body throughout the year and competition is keen amongst those desiring to enlist. Police units have now been withdrawn from all Reserves, except Fort Hall, Kiambu and Machakos, and here their work is mainly confined to the settled areas.

7. The scheme of Depot Training abandoned owing to lack of funds in 1932 was again mooted in 1933, and a restart will be made early in 1934. On economic grounds two depots will be formed, one at Machakos for the Akamba unit, and another at Nyeri for the Kikuyu. As a peripatetic sergeant instructor did not in the past prove satisfactory, squads of police will be detailed to Depot Headquarters for short periods of intensive training.

8. Steps are being taken in 1934 to abolish the anomalous uniform of the Akamba districts, which is only with difficulty distinguished from the uniform of the Kenya Police.

Coast Province.

9. The establishments were substantially the same as last year. The standard of efficiency varies very much between individual and individual and there is a natural tendency to utilize the services of the outstanding men wherever possible.

Rift Valley Province.

10. In the Baringo district the Tribal Police force of sixty-four men have been subjected to a severe strain in having to deal with famine relief and trespass control as well as their

routine duties. Of the force, recruited from a backward people, the District Commissioner writes that about one-third are able to think for themselves and enforce obedience and respect and the remaining two-thirds can only be trusted to perform direct simple orders.

Nzoia Province.

11. In the Nandi district the force, which includes several men who have previously served in the King's African Rifles and Kenya Police Force, showed considerable improvement in general work and also as detectors of crime.

12. In the Elgeyo district the force numbers twenty and appears to be a keen body of men. There is no lack of recruits and the force appears to be popular. It is hoped that if funds permit it may be possible to obtain a first-class instructor from the ranks of the retired non-commissioned officers of the Kenya Police.

Masai Province.

13. In the Narok district the force consists of forty-three men, of whom nine are uniformed and carry rifles when required. They are a useful and indispensable force but capable of improvement. The service is a popular one. In the Kajiado district the force numbers twenty-five. They are quite efficient for the work they are called upon to perform.

Turkana Province.

14. The standard of discipline of the West Suk Tribal Police improved considerably and it was very seldom that Kenya Police had to be used in the Reserve for arresting Suk.

In Turkana district too it was equally good. Competition to enter the ranks of the Tribal Police was very keen and the position undoubtedly carried considerable prestige. An experiment was made in the district to increase the numbers and train some of the force in the duties of Frontier Scouts in co-operation with the Frontier Tribesmen.

Northern Frontier Province.

15. In the Moyale district the idea of the scheme seems to have taken root and amongst the tribes the value of the Tribal Police increased and their authority was recognized.

In the Marsabit district the discipline was good and the force appreciate their training. In the Horr Valley a Tribal Policeman resisted a bribe and arrested a Somali tradesman whom he correctly suspected of contravening the game laws.

CHAPTER XII.

CRIME.

1. The Commissioner of Prisons reports that during the year 7,109 Africans were sentenced to imprisonment, which figure is an increase of 289 over the total for the previous year.

The total number of Africans sentenced to detention was 19,305, an increase of nearly 19 per cent over last year's figure of 16,234. There was a large increase in the number of natives sentenced to detention for non-payment of tax. A good many of the offenders came from fairly prosperous districts, where some of the population adopted the line of passive resistance to the payment of tax, while others made no effort to find their tax money, hoping that in the end Government would relent and grant them remission. It was necessary, therefore, to adopt a severer line of action in dealing with defaulters than in the past.

2. The following table of sentences awarded sets out, in comparison with those of 1932, the number of natives imprisoned, together with the number of sentences of detention, and shows, at the same time, the chief offences under which convictions were made:—

OFFENCES AGAINST LOCAL ORDINANCES—SHOWING
WHETHER IMPRISONMENT OR DETENTION AWARDED
IN 1933 COMPARED WITH 1932

ORDINANCES	1933		1932	
	SENTENCES AWARDED		SENTENCES AWARDED	
	Imprisonment	Detention	Imprisonment	Detention
Townships		2,161		2,457
Hut and Poll Tax	148	8,561	627	3,719
Native Registration	179	1,099	165	1,454
Native Authority	133	1,490	465	1,449
Employment of Natives	146	507	169	651
Liquor	927	474	117	789
Opiates	551	152	114	179
Various	893	3,334	1,060	4,120
Total Local Ordinances	2,932	17,778	2,717	14,843
Under Penal Code	4,127	1,527	4,103	1,336
GRAND TOTAL	7,109	19,305	6,820	16,234
		26,414		23,054

3. The nationalities and tribes of the 7,109 Africans committed to undergo sentence of penal imprisonment in 1933 compared with 6,820 so committed during 1932, were as follows:—

	1933	1932
(1) <i>Up-Country Tribes:—</i>		
Kikuyu	1,303	1,248
Kavirondo Luo	840	1,038
Kavirondo Bantu	779	939
Akamba	521	492
Nandi	405	455
Lumwba	590	451
Kisii	211	249
Masai	255	120
Meru	253	116
Suk	68	90
Elgeyo	274	87
Embu	81	64
Kamasia	72	63
Turkana	10	17
Ndorobo	18	10
Various	153	90
	5,833	5,529
(2) <i>Coast Tribes:—</i>		
Swahili	407	398
Giriama	131	125
Diso	34	52
Pokomo	4	33
Teita	59	33
Various	13	42
	648	683
(3) <i>Natives of Neighbouring Territories:—</i>		
Natives of Uganda	236	235
Natives of Tanganyika	290	313
Natives of Nyasaland	33	30
Nubians	59	23
Various	10	7
	628	608

The following comparative table indicates the position with regard to female and juvenile convicted prisoners:—

	1933	1932	1931	1930
Female convicts	243	231	193	195
Juvenile convicts	268	357	316	298

It is satisfactory to record a decrease in the number of juvenile prisoners. The figure of 268 shown in the above table is the lowest since 1929.

The Commissioner of Police ascribes the decrease in a measure to the fact that during 1932 active measures were taken by the Police against juveniles who on conviction were in a large number of cases returned to their Reserves and have remained there.

Of the 268, fifteen were sentenced to terms of from one to five years in the Reformatory and were transferred to Kabete, one medium- and four short-term served sentences of imprisonment and 248 underwent sentences of caning only. Out of the total forty-three had been previously convicted.

Of the 243 female convicts, eight were sentenced to terms of imprisonment ranging from one to five years, and 235 to short terms of imprisonment not exceeding six months. Twenty-seven had been previously convicted.

5. There was an increase in recidivism during 1933 as compared with 1932, the figures for the year under review being the highest hitherto recorded, as shown below :—

PREVIOUSLY CONVICTED

	Once	Twice	Thrice or More	Total	Percentage of Total Committals
1933 ..	808	346	463	1,617	<i>Per cent</i> 22.1
1932 ..	712	305	411	1,428	20.2
1931 ..	603	227	356	1,186	17.5
1930 ..	617	182	287	1,086	16.0
1929 ..	463	159	258	880	13.0
1928 ..	353	112	202	667	11.2
1927 ..	472	169	213	874	10.8

As usual, the great majority of the recidivists were convicted in the towns, the actual figures being as under :—

District	Total Convicted	Number of Recidivists	Per cent.
Nairobi	589	386	66
Mombasa	903	333	37
Kisumu	696	226	32
Eldoret	598	165	28
Nakuru	429	105	25
Nyeri	247	92	37
Kakamega	381	67	18
Seven Towns	3,848	1,375	36
All other Districts	3,444	242	7
Total	7,292	1,617	22

The convictions in Nairobi amounted to 66 per cent as compared with 51 per cent in 1932.

The Commissioner of Police writes in his Annual Report for the year under review :—

"Although during the period under review there was a decrease of crime generally throughout the Colony, there was an appreciable increase in the municipal areas of Nairobi, Mombasa and in the district of Lumbwa. In the case of the first two this increase may be ascribed to the unavoidably diminished police control . . . The increasing volume of crime in the Lumbwa area is undoubtedly accounted for by the tribal indiscipline of the Lumbwa, a factor which had a marked influence on the incidence of crime locally, and, particularly in the case of stock theft, in the neighbouring districts.

Housebreaking and burglary continued to be unduly prevalent throughout the Colony, and no marked improvement can be expected until economic conditions, which have produced a state of acute unemployment accompanied by hunger and even destitution, return to normality. In the majority of instances these offences are of a petty character, committed by workless vagabonds to procure such immediate necessities of life as food and clothes."

7. The number of native vagrants received into detention camps during 1933 was 382 as compared with 1,002 during 1932—a remarkable decrease—the explanation of which is the fact that natives are learning to stay and work in their own Reserves rather than run the risk of getting caught out of employment in the towns.

8. The following note by the District Commissioner, Kiambu, in the Kikuyu area, is interesting and augurs well for the future :—

"The headmen and native authorities generally have afforded the police every assistance in tracking down criminals. During the last few months two of the men suspected of the Thika murder have been arrested by the natives and a third was arrested on information supplied by them.

The man responsible for the Morton burglary was also arrested by a headman and elders—one elder losing his life in the process.

In the Tarlton case the chiefs did not spare themselves in co-operating with the Police and they are at present doing everything possible to capture the leader of the Karen Estate hold-up, who is known to be in hiding

"amongst the large wattle plantations on a farm in the centre of the Limuru settled area where his family have their village."

CHAPTER XIII.

PRISONS.

1. The established prisons in the Colony during the year were as follows :—

Three First Class prisons at Nairobi, Mombasa and Kisumu.

Four Second Class prisons at Nakuru, Eldoret, Nyeri and Kitale, and twenty-two local prisons.

2. In last year's Report comment was made on the handicap to production of the distance from Nairobi Prison of the workshop. A new workshop is being erected, entirely by convict labour, under the supervision of a European Prisons Technical Instructor, which will form an integral part of the Prison and the existing workshop is being rebuilt to form the Nairobi Detention Camp. The Commissioner of Prisons writes :—

"The construction of these workshops has shown conclusively the benefits to be derived from employing African convicts on work of an interesting and constructive nature. Although the hours of work are long and the labour by no means light, it has been interesting to observe that as the work has proceeded the number of guards, although outside the prison enclosure, has been able to be reduced until these are often as few as five warders in charge of over one hundred convicts scattered about the building both inside and out. Now that the work has been in progress for six months it is not uncommon for a party of a dozen convicts under a convict mason to work four hours at a time with no technical supervision and under the casual observation only of a warder on general duty about the buildings.

The result of this has been fewer offences against prison discipline in this party than in any other and a very noticeable co-operation on the part of the convicts in the construction of the building.

Seeing a building grow and take shape partly by the instrumentality of his own hands appeals to the African and is thus the ideal form of convict labour in this country

to turn the mind of the native criminal to thoughts of better things and fit him to take his place among the workers on his return to the world outside the prison gates."

3. Under the supervision of Prison technical instructors constructional works were carried out in various prisons, and tailoring, carpentry, coir, grass and sisal mat, basket, sisal string, rope and broom making are the various revenue-earning prison industries. Drought interfered with the quantity of foodstuffs grown on prison farms.

4. The general health of prisoners was not so good as in the previous years. Financial stringency rendered impossible the provision of increased accommodation for the ever increasing number of prisoners.

5. The Commissioner of Prisons writes :—

"From 1929 to the beginning of 1932 the prison population showed a gradual rise; during 1932 it remained more or less constant; but during 1933 the rise became more marked, and this tendency appears likely to continue until the financial depression passes."

There is a marked decrease in the sentences of imprisonment imposed on the Kavirondo tribes and an increase on the Meru, Masai and Elgeyo tribes which would appear to prove the considerable effect that the economic condition has upon crime statistics.

6. "By careful observation of the individual and of the class of crime of which he has been convicted Superintendents are now paying greater attention to the deterrent effect of imprisonment on those who appear to need this type of treatment more than their fellows" writes the Commissioner of Prisons, and it is hoped that this study may result in a decrease in the numbers of accused natives.

DETENTION CAMPS.

7. There were thirty-eight detention camps in operation during the year, an increase of four over the previous year. New camps were gazetted at Maseno, Turkwell Gorge, Laitokitok and Kipini, while those at Eldama Ravine and Kerugoya were closed.

There was again a large increase in sentences of detention, the total for the year being 19,305 as against 16,234 in 1932, an increase of nearly 19 per cent.

Sentences of detention are usually imposed in default of payment of fine, and it frequently happens that the fine or part thereof is paid, enabling the detainee to be released.

8. The daily average number of persons in detention in 1933 was 1,635 as against 1,079 in the preceding year. At the beginning of the year the number was about 1,260 but rose to 2,050 before the end of 1933.

9. The general health of inmates of detention camps appears to have been good.

In 1933 with a daily average population of 1,635, less an average of thirty-one sick, and reckoning 300 working days at only 30 cents a day, the value of detainees labour amounted to £7,218.

10. The Ordinance provides that detention camps shall be under the control and direction of the Commissioner of Prisons, and in furtherance of this provision inspections of twenty-two camps were carried out during the year.

CHAPTER XIV.

PUBLIC WORKS.

Nyanza Province.

1. The Provincial Commissioner writes:—

"Speaking generally communications have been improved wonderfully and there is a great difference now from what one had to contend with in the wet weather two years ago.

Roads in the goldfields are exceptionally good as the result of a special vote of £3,000.

In South Kavirondo there has been a comprehensive survey and road policy made out and the result is an excellent network of roads.

In the three Kavirondo districts the following sums have been voted by Local Native Councils:—

North Kavirondo	Sh. 16,000
Central Kavirondo	Sh. 10,000
South Kavirondo	Sh. 2,000."

2. In the Kisumu-Londiani district the Kibos Bridge was completed and the road section between Kibigori and Songhor was considerably widened and improved.

3. The development of the Kisii Highlands entailed the relocation and realignment of many miles of road in the area, and an Assistant Engineer was posted to the district early in the year in order to prepare a comprehensive scheme. A considerable amount of work had been carried out by the end of the year, the cost being met from Local Native Council funds. The work is being continued during 1934.

Central Province.

4. Despite heavy reduction in financial provision several improvements were effected in the roads of the Province and they were maintained in an excellent state of repair.

5. The realignment of the main Nyeri, Fort Hall and Nairobi road was completed, and it now passes through the important market and trade centre of Karatina and within a mile of the mission station at Tumu Tumu and a great economy in maintenance and labour costs resulted.

6. In Kiambu district the Local Native Council constructed concrete bridges in the Reserve and have also used their funds for some useful road making.

7. In South Nyeri two new bridges over the Gura and Karinga Rivers were constructed and a by-pass road from the Sagana bridge on the Nyeri-Nairobi road to Nyeri station was constructed, which is of great value to native produce growers.

8. In Kitui district the work carried out on the roads at the beginning of the year, including the Kitui-Garissa road, was nullified by rain at the end of the year.

9. At Machakos a convalescent ward built of burnt brick was added to the hospital and a school and dispensary were built at Masii. In the district permanent bridges were built over the Eyeni and Mitheu streams.

Coast Province.

10. In Mombasa district an experiment was made at Kwa Jomvu on a bad portion of road over heavy shale. The road was satisfactorily surfaced with sandy soil impregnated with crude oil sludge.

11. A new Mavueni-Kaloleni alignment was reconstructed with Local Native Council funds in the Kilifi district and parts of the Malindi-Kakoneni road were also reconstructed.

12. In the Digo district it was necessary, owing to lack of funds, to close the Muhaka-Kakoneni road to the public.

13. Of work in the Tana River district the Provincial Commissioner writes :—

“Early in the year it became obvious that the Golbanti-Witu section of the track to Lamu must be abandoned and after months of survey necessitated by the level country and thick bush a line further north was found.

The new pontoon crossing at Garsen has been completed and the approach road on the west is being realigned on to higher ground. On the east or left bank a new line of thirty miles is being cut to join the existing track at Nyangoro.”

14. In the Teita district the Public Works Department greatly improved the Voi-Mombasa section of the Taveta-Mombasa road. A bridge over the Voi River, which was destroyed by storm was replaced as was another one over the Bura Swamp which was destroyed by fire. A road from Bura to Mgange was constructed from Local Native Council funds.

Rift Valley Province.

15. The Legumukuu-Mukutan-Tangulbwe and the Kabarnet-Kerio Valley roads were re-opened; the latter is a valuable means of access to the Suk country and it will be extended further.

16. A preliminary report and survey were carried out for the irrigation of approximately 1,000 acres in the Kamasia Native Reserve. An investigation of the Uaso Nyiro River catchment area as far as the Lorian Swamp was made, and a report dealing with the diversions of water in this drainage area was submitted to Government.

Masai Province.

17. An alignment was surveyed from Kajiado to Athi River, which will form part of the new main route to Tanganyika. The Bissel-Namanga road was realigned and reconstructed and a new alignment for an all-weather road from Guaso Nyiro to Lolgorien was surveyed.

18. The Loitokitok Masai opened up a large grazing area only previously usable in the rains by constructing on their own initiative a furrow to carry the water of the Ol Sinet River northwards.

19. Bore holes have been a constant source of trouble, both those worked by oil engines and by windmills. It is evident that mechanical pumping far from supervision is a constant anxiety.

Northern Frontier Province.

20. The wooden bridge at Habaswein was replaced by a steel and concrete one.

21. A new road connecting Isiolo with Garba Tulla, and eventually Muddo Gashe, is being built by the Public Works Department and a road along the Italian frontier was nearly completed.

Turkana Province.

22. The activities of the Public Works Department were limited during the year to the maintenance of the Lodwar-Lokitaung road and a low-level bridge over the Kanyangareng River was begun. A new road was constructed from Kaputir to Lodwar out of the funds provided for native tracks, additional tracks were made in the Kakumaa area and it is now possible to travel over a large part of Turkana by car.

23. The amalgamation of the two Turkana districts with headquarters at Lodwar necessitated extension to the official buildings.

CHAPTER XV.

LEGISLATION AFFECTING NATIVES.

1.—*The Tribal Police (Amendment) Ordinance, 1933.*

By this Ordinance seven sections are added to the Tribal Police Ordinance, 1929. Provision is made for the establishment in each Province of a Tribal Police Rewards and Fines Fund on lines similar to the Kenya Police Fund to which shall be credited the amount of all fines imposed on the Tribal Police. It also provides for payment being made to the fund of one-half of the value of the sale of unclaimed property and of the amount of all rewards, etc., payable to informers when the information is laid by the Tribal Police officer. The Provincial Commissioner may sanction payments being made from the Fund to assist the wives and families of deceased tribal officers, to reward meritorious acts and to advance authorized recreation, etc. Provision is also made for the employment of additional Tribal Police in disturbed or unruly

districts to be a charge on the inhabitants of the district itself and for the award of compensation to sufferers from the misconduct of the inhabitants of any district.

2.—*The Employment of Women, Young Persons and Childrens' Ordinance, 1933.*

This Ordinance was passed to give effect in this Colony to the League of Nations International Labour Convention. Section 4 prohibits the employments of children under twelve in any industrial undertaking and the employment of children under fourteen in attendance on machinery or in any open cast workings or sub-surface workings which are entered by means of a shaft or adit and further gives power to the Governor in Council to prohibit by order the employment of any child in any specified trade or industrial undertaking. It further prohibits children from working on ships, other than training or school ships, unless the ship is manned by members of their family or, if in a native ship, they are in the care of a responsible relation. It limits the employment at night of women in industrial concerns (except where only members of the same family are employed), to work dealing with raw materials subject to rapid deterioration or when unforeseen and non-recurrent interruption of work has occurred and then limits such employment to ten hours on sixty days of the year. It limits the employment at night of young female persons under the age of eighteen in industrial undertakings to work where only members of the same family are employed and where the process must of necessity be continued night and day. It further requires the keeping of a register of the names, ages and date on which young persons enter or leave the service of their employer and, should the employees of a ship be under the age of sixteen, demands that the master of the ship should keep such a register.

Section 5 forbids the employment of young persons as stokers and trimmers in ships, except school or training ships, or where the vessel is mainly propelled by other means than steam.

Section 6 imposes fines of from £2 to £20 if the Ordinance is contravened.

3.—*The Juvenile Offenders Ordinance, 1933.*

This Ordinance is modelled on an Ordinance laid before the delegates at the Colonial Office Conference of 1930.

Section 3 requires that a child or young person under sixteen shall be tried in a Juvenile Court which is not open to the public and that provision be made to ensure that the offender does not associate with adult accused or convicts before or after the hearing of his case.

Section 4 provides for release on bail and sections 5, 6 and 7 provide for the detention apart from adult accused, when not so released, of juvenile offenders and for their imprisonment if of bad character.

Section 8 deals with procedure in Court which is by section 10 empowered to demand the attendance of the offender's parent or guardian and by section 11 to order that they pay the fine, damages or costs imposed.

Section 9 deals with the appointment of probation officers and their duties.

Section 12 forbids a child being imprisoned in a detention camp and requires that no juvenile offender be sentenced to imprisonment if he can be suitably dealt with in any other way and forbids the association in prison with adult convicts. In section 17 are set forth the various punishments that can be inflicted on a convicted juvenile which include the sending of him to a reformatory or industrial school for the maximum period of seven years.

Section 15 provides for the placing in the care of a relative or in an institution of vagrant children or those living in unsuitable or immoral surroundings for the period of the order and imposes heavy penalties if the order is contravened. It also provides for enforcing the parent or guardian to contribute to the maintenance of the child. In section 16 the Governor is empowered to allow, if it appears beneficial, the emigration of any child dealt with under section 15.

In section 18 the Commissioner of Prisons is charged with providing places of detention and sections 19, 20 and 21 deal with the custody, discharge and maintenance of juvenile offenders therein.

It is a matter for regret that financial conditions have rendered it impossible as yet to give effect to the provisions of this Ordinance.

4.—*The Stock and Produce (Levy of Fines) Ordinance, 1933.*

By this Ordinance the Ordinance of 1913 as amended by the Ordinance of 1928 was repealed. The effect is that the provision that rendered it obligatory on a magistrate in cases of proved stock or produce theft or attempt at theft to impose

a minimum fine of ten times the value of the property concerned was deleted from the Statutes. That provision, besides being subject to the general objections to a mandatory penalty leaving no discretion to a magistrate, in practice not infrequently brought the law into ridicule and disrepute.

5.—*The Native Authority (Amendment) Ordinance, 1933.*

The amending Ordinance of 1928 made provision in section 7 to compel a Local Native Council or the inhabitants of the area in which the Council is established to discharge liabilities to Government incurred by a resolution of the Council. The Amending Ordinance of 1933 gives to Executive Council power to enforce payment by a Local Native Council of any sum legally due from that Council to any creditor.

CHAPTER XVI.

LAND.

1. The Land Commission under the Chairmanship of Sir Morris Carter concluded its deliberations in the month of July. At the end of the year their Report had not yet been printed, and it is therefore premature in this Report to say much about the reactions which at the time of writing (some eight months later) are apparent.

It is sufficient to record that generally the recommendations are acceptable but it is obvious to any one who knows the native mind that many people will be unsatisfied. It is recorded from Nyanza Province that when the Provincial Commissioner was explaining the relevant sections of the Report the answer generally was to the effect that as all the demands had not been granted the Commission had failed in its duty. That, of course, is typical.

2. A certain amount of "land complex" showed itself in various parts of the Colony. From Fort Hall-district it was reported that the people showed unmistakable signs of uneasiness in connection with any matters affecting land in their Reserve but that this tension gradually decreased and, at the end of the year, applications for leases, which earlier in the year would have caused intense excitement, were discussed and dealt with in a normal atmosphere. From the district fantastic claims were incorporated in the memoranda and sworn before the Land Commission and, if the claims made were not done so on the presumption that the more they asked for the more they were likely to get, great disappointment is anticipated after the publication of the Report.

The same difficulty is reported from the Kericho district. The smallest applications for clay or the like were met with distrust and the Local Native Council's suggested appointment of a development officer was refused; the people's real and spoken reason being that they feared a European having anything to do with their land and its cultivation.

The Carter Commission Report is anxiously awaited in the Coast Province, especially by the Teita and Taveta people, but the coast tribes are less interested in land questions than the up-country tribes.

2. In the Nyanza Province the recommendations of Sir Albert Kitson's Interim Report had not been wholly carried out by the end of the year but, on such areas as had been granted for mining purposes, there was no disturbance nor complaints from the natives and, in the South Kavirondo district, disappointment was expressed that the mining population was so small as it provided a very welcome market for the produce of the natives.

3. The problem of soil erosion engaged the attention of Government. It is considered that overstocking, especially with goats, is the chief cause of the trouble and the Akamba districts are those most seriously affected. "It is no more reasonable" writes the District Commissioner, Machakos, in his Annual Report, "to expect the individual Akamba to limit his flock than it would be to expect the European to limit his bank balance". Action has been taken on communal lines and the possibility of substituting a cash payment of dowry for the present custom of paying the dowry in goats is being explored. Elsewhere the heavy mortality in cattle due to the drought may prove a blessing in disguise.

A demonstration reconditioning area was successfully completed in this Reserve and another one is under cultivation. In the Baringo district the reclamation of an area has been accomplished and an extensive programme is being carried on. At the Scott Laboratories, where the pupils have their own plots for cultivation, practical instruction in methods of combating soil erosion is given and it is only by education, and by the native appreciating the evils of erosion and the methods by which it can be successfully tackled that the evil can be arrested.

4. Apart from the recommendations of the Commission there were no land questions which directly affected native areas.

CHAPTER XVII.

NATIVES IN NON-NATIVE AREAS.

1. The economic depression continued throughout the year and the supply of labour greatly exceeded the demand.

2. It is most satisfactory to report that in spite of the reduction in wages the relations of employers and labour have been outstandingly good.

3. Figures of unemployment show that the tide has definitely turned and a steadily increasing number of natives have found employment during the year. This is largely attributable to employment in the minefields. There is, however, no sign of a rise in the wages to be obtained.

Nyanza Province.

4. The conditions of labour were generally good but some farms had difficulty in making regular payments owing to financial difficulties. Labourers usually accepted this situation without complaint and there were very few breaches of faith on the part of employers.

5. The squatters on the Sotik farms again proved a source of embarrassment, there being some 2,000 with about 25,000 head of stock. The same state of affairs existed in the Kisumu-Londiani district. The Londiani farmers are refusing to have squatters on their farms who own live stock and it is hoped that other districts will follow this lead.

6. The Labour Officer reports that in the goldfields there were no clashes between natives and employers and remarkably few complaints and that, with few exceptions, he has the highest esteem for the employers and for their fair treatment of labour, the type of camp, rations and clothing they have provided and for their care regarding sanitation and medical attention.

Central Province.

7. The Provincial Commissioner reports :—

“During the year the attitude of the non-native population has been one of helpful and generous co-operation. Both parties have been through a very difficult time, and the experience appears to have developed a better understanding and a more genuine sympathy.

Labour has been plentiful and cheap and although recovery from the economic plight has only commenced, it is pleasant to record that the new taxes were collected with but little difficulty.”

Wages stood at from 30 per cent to 50 per cent below those obtaining in times of normal prosperity. It again proved very difficult for the Meru and Embu people to compete with the more advanced Kikuyu in the labour market outside their Reserve.

8. Drought and economic depression led to considerable trespass on the Nanyuki and North Nyeri farms from the Dorobo under pressure from the Samburu who, affected by the drought, have overrun their country. Proposals for a permanent solution of the difficulty have been put forward by the Provincial Commissioners concerned. Trespass also occurred in the Thika district.

9. In the stock farming area a movement is on foot to reduce squatters and squatter stock but, in the coffee areas, the demand for squatter continues as it is important for planters to obtain supplies of manure from the squatter cattle.

Coast Province.

10. The Provincial Commissioner reports that :—

“Infiltration of Nyika into the Central Strip continues. Some regularisation of the position of native tenants is required and the recommendations of the Kenya Land Commission are awaited in this regard. The magnitude of the problem may be gathered from the fact that the Coast Strip of Kilifi district alone should produce about Sh. 70,000 in hut and poll tax.”

11. The Ramisi Sugar Estate and the Sisal Company at Gazi, the two large employers of labour in the Digo district, have hitherto relied almost entirely on labour recruited from up-country. Towards the end of the year, however, a gratifying number of local natives, driven by force of circumstances, sought and obtained employment on both estates. Having once taken the step they may continue to offer themselves in increasing numbers and so gradually replace the up-country labour.

Rift Valley Province.

12. The occupiers of the Rongai Valley have by mutual consent rid themselves of practically all squatter cattle, contracts being strictly observed in respect of notice of termination.

13. While the supply of labour exceeded the demand an encouraging feature was that several large employers of labour found the work of the Kamasia increasingly satisfactory and,

it is hoped that when the labour market improves, the Kamasia may have an opportunity of supplying an increasing share of the demand in the Province.

14. Economic stress was the cause of the withholding of wages in a certain number of cases.

Nzoia Province.

15. Labour was plentiful and cheap and the relations between European and native squatters and employees were generally amicable. Steps were taken to reduce squatter stock.

16. In the first four months of the year there were forty cases of stock theft in the Uasin Gishu district, probably caused by lack of supervision of squatters, scarcity of food due to the locust infestation of the previous year and the lack of employment.

The District Commissioner, Nandi, found employment for a large number of youths during the year on clearing bush to provide more grazing and on roadmaking.

17. The strict enforcement of the Nandi Pass Rules, the refusal to renew squatter contracts among the Kapchepkendi clan until stock thieving ceased, and the ordering of squatters to assist the police in detecting the crime proved most deterrent measures and stock thefts among the Nandi have almost ceased, and the number of unauthorized stock were materially reduced. In the early part of the year over 1,000 head of unauthorized stock were discovered on one farm.

18. The Nandi medicine men or Orkoiyot were carefully watched during the year. A collection of cash was made by members of the Kapchepkendi clan in order to bribe a medicine man to obtain the withdrawal of the ban on "squatting". The Kapchepkendi were informed that any attempt to obtain assistance from medicine men would be punished by a continuance of the ban on "squatting" and realized that they had more to gain by obeying Government orders than by bribing medicine men and the collection ceased.

19. It was found necessary to reimpose the Native Pass Rules on the Elgeyo owing to increased stock thieving and to debar them for some months from attesting as squatters.

20. In the more closely settled Trans Nzoia district squatters are under better supervision and crime continued to decrease. A vast number of unauthorized squatters and their stock have been removed to their Reserves both from alienated and unalienated Crown land.

Masai Province.

21. The District Commissioner, Kajiado, pays a high tribute to the Magadi Soda Company :—

"Its management has for a number of years been in such capable hands, and the conditions and terms of employment have been brought to such a high standard of efficiency and fair dealing, that there are never any complaints."

CHAPTER XVIII.

NATIVES' TRUST FUND.

1. This fund was originally established at the end of 1921, under the Natives' Trust Fund Ordinance, which was passed in December of that year.

2. After the establishment of Local Native Councils, the Natives' Trust Fund Ordinance was amended, early in 1925, to enable money in the Fund which was standing to the credit of particular districts to be paid over to the Local Native Funds of the areas concerned. Accordingly, there remain now in the Fund only a small General Capital Account and such monies as cannot be conveniently allotted to any Local Native Council. The following is a statement of the assets and liabilities of the fund on the 31st December, 1933 :—

LIABILITIES—	<i>Sh. cts.</i>
General Capital Account	22,225 99
Pokomo Account	113 23
Famine Relief	6,353 00
North Pokomo Saka Account	798 00
Lokichar (Kilosia) Grazing Fees	455 50
Uasin Gishu Masai Account	8,602 98
Abyssinian Compensation	119,611 54
Collective Fine (N.F.P.)	12,908 59
	Sh. 171,068 83
ASSETS—	<i>Sh. cts.</i>
Cash :	
On Deposit with Government of Kenya	45,819 52
On Deposit with Banks	124,781 00
	170,600 52
Advance Account—Badges	468 31
	Sh. 171,068 83

3. The total amount received from the Abyssinian Government as compensation in respect of raids carried out by Abyssinian subjects upon tribes in the Northern Frontier

Province was £20,835/2/74. Of this sum £14,837/19/85 had been spent by the end of 1933, as shown in the following table.

NORTHERN FRONTIER PROVINCE
STATEMENT OF EXPENDITURE UNDER THE ABYSSINIAN
INDEMNITY FUND

HEAD	Amount Sanctioned	Previous Expenditure	Expenditure 1933	Total Expenditure	Balance Remaining
Roads	£ 4,000	£ s. c. 3,865 11 38	£ s. c. 123 5 90	£ s. c. 3,988 17 28	£ l. s. 11 22
Stock Development ..	1,235	319 8 20	74 10 20	393 18 40	841 15
Water Boring ..	14,725	8,233 0 94	2,222 3 23	10,455 4 17	4,269 15
TOTAL ..	19,960	12,418 0 52	2,419 19 33	14,637 19 85	5,122 00

CHAPTER XIX.

TAXATION.

The amount paid by natives in direct taxation in 1933 was £557,790. Details will be found in Appendix C.

CONCLUSION.

Having been stationed in Nyanza Province during 1933 the writer is at some disadvantage in submitting a report dealing with the whole Colony about parts of which his personal knowledge is not recent. For this reason extensive extracts have been made from Provincial and District Reports and apology is due if Provincial and District Officers recognize their own wording in some chapters.


The year under review has been difficult owing to depression and drought and great credit is due to all concerned for the way Administration has been carried out in Native Reserves. Only those intimately acquainted with the problems which had to be overcome can realize what has been achieved. Close co-operation between all Departments working in the Reserves has been a great factor in any success and the increase of £42,500 in the collection of hut and poll tax over 1932, under the most adverse conditions, is a commendable achievement on the part of officers, chiefs and the natives themselves.

H. R. MONTGOMERY,


Acting Chief Native Commissioner.

Nairobi,

9th October, 1934.



THE ORIPOI VALLEY—TURKANA DISTRICT



TURKANA FISHERMAN WITH HARPOON
TURKANA PROVINCE




TURKANA ELDER—TURKANA PROVINCE




ENTERING UP MILK RECEIPTS—NORTH KAVIRONDO DISTRICT



AN OVERLOADED COTTON BUYING POST



THE ROAD DOWN THE LOKIT'UNG GORGE



FIRST HAND MILK INSTALLED AT WESI KANG
CENTRAL KAVIRONDI DISTRICT, UVA NGA PROVINCE



MILK PILING BROUGHT TO THE DAIRY,
CENTRAL KAVIRONDI DISTRICT, UVA NGA PROVINCE

88

APPENDIX A
CREDIT BALANCES AT 31st DECEMBER, 1933, IN THE
LOCAL NATIVE COUNCIL FUNDS

PROVINCE	DISTRICT	AMOUNT	
		Sh.	cts.
NYANZA	North Kavirondo	330,546	74
	Central Kavirondo	168,688	34
	South Kavirondo (K-B)	123,508	35
	South Kavirondo (L-A)	62,159	71
	South Lumbwa	54,719	30
CENTRAL	Kiambu	164,353	29
	Fort Hall	171,568	40
	South Nyeri	19,597	34
	Embu	58,583	11
	Meru	95,462	86
	Machakos	212,372	47
COAST	Kitui	142,566	48
	Giriama	52,610	73
	Digo	*22,677	64
NZOIA	Teita	95,946	23
	Nandi	62,133	03
MASAI	Elgeyo	95,639	32
	Narok	79,101	12
RIPT VALLEY	Kajiado	31,189	32
	Baringo	10,837	58
TURKANA	West Suk	13,509	41
	South Turkana	2,770	49
TOTAL		Sh. 2,070,541	26

£103,527 1s. 26cts.

Examined:

A. C. HANDS, *for Colonial Auditor*

Dated 1st September, 1934

*Does not include Shs. 11,525/01 in separate Account—Famine Relief Fixed Deposit A/C.

H. R. MONTGOMERY,
Acting Chief Native Commissioner,
 Dated 8th September, 1934.

APPENDIX B
NATIVE DEPOSITORS IN THE POST OFFICE SAVINGS BANK
 1933

OFFICE	Number of Accounts of African Depositors at 31st Dec., 1933
Nairobi	979
Mombasa	242
Kisumu	246
Nakuru	197
All other Savings Bank Offices in Kenya	994
	2 658

APPENDIX C

COMPARISON OF NATIVE POPULATION AND TAXATION
1932 AND 1933

PROVINCE AND DISTRICT	Estimated Population		Collected Taxation	
	1932	1933	1932	1933
NYANZA—				
Kisumu-Londiani	18,732	27,493	2,525	2,525
Central Kavirondo	372,979	373,425	57,906	57,906
South Kavirondo	313,217	308,807	68,529	68,529
North Kavirondo	343,226	340,917	44,998	44,998
Kericho (e)	76,410	77,905	10,945	10,945
CENTRAL—				
North Nyeri	7,546	8,617	49,613	49,613
South Nyeri	219,432	115,751(a)	182,017	182,017
Meru	166,379	182,017	23,463	23,463
Embu	93,037	165,802	15,996	15,996
Fort Hall	171,734	165,626	37,405	37,405
Kyambu	97,990	114,474	21,384	21,384
Nairobi (and Thika)	67,131	67,536	13,414	13,414
Machakos	238,910	247,106	44,166	44,166
Kitui	152,759	157,520	17,147	17,147
COAST—				
Lamu	15,839	15,661	2,635	2,635
Tana River	16,898	11,954	1,640	1,640
Digo	54,374	54,149	6,100	6,100
Malindi	28,263	24,224	7,646	7,646
Kilifi	65,817	67,192	10,265	10,265
Teita	48,210	39,096	7,880	7,880
Mombasa	34,082	32,939	4,791	4,791
NZOIA—				
Nandi	42,933	39,239	5,714	5,714
Elgeyo-Marakwet	34,341	36,078	4,622	4,622
Uasin Gishu	22,825	19,167	4,620	4,620
Trans-Nzoia	26,987	31,295	5,878	5,878
RIFT VALLEY—				
Ravine	3,004	(c)	3,019	3,019
Baringo	44,765	41,950	4,159	4,159
Nakuru	17,762	23,325	6,696	6,696
Naivasha	19,668	17,831	3,046	3,046
Laikipia	8,308	4,611	1,772	1,772
TURKANA—				
West Suk	16,661	17,083	2,165	2,165
North Turkana	40,708	(d)	2,838	2,838
South Turkana	14,987	55,695	983	983
MASAI—				
Kajiado	17,710	13,686	7,553	7,553
Narok	30,671	37,634	6,900	6,900
NORTHERN FRONTIER—				
All Districts	64,343	68,343	6,264	6,573
TOTAL	3,008,639	3,004,141	515,277	557,791

(a) Excludes collection of arrears of tax.

(b) Alteration in population due to district re-organisation.

(c) District now divided and administered by Nakuru and Baringo.

(d) North and South Turkana districts amalgamated.

(e) Figures formerly given under South Lumbwa district.

APPENDIX D
COMPARATIVE TABLE OF REVENUE AND EXPENDITURE OF LOCAL NATIVE COUNCILS IN 1933

PROVINCE AND COUNCIL	REVENUE		EXPENDITURE (Including Expenditure on Building)					Surplus Balance in Hand at end of 1933				
	Rates	Land (Rents, Fees etc.)	Other	Education	Medical	Agr. Vet. and Forestry	Roads and Bridges		Water Supplies	Famine Relief	Other	
COAST—												
Digo	6,550	3,062	7,269	515	862	3,837	4,260	1,088	3,753	4,435	34,203	
Grinana	15,597	9,443	6,554	3,100	1,437	11,299	14,508	2,032	..	22,173	52,611	
Teita	9,496	1,194	3,528	..	2,526	2,094	1,123	1,926	95,946	
NYANZA—												
Central Kavirondo	129,433	31,339	15,812	36,936	10,857	14,242	17,088	44,770	330,547	
South Kavirondo	101,581	10,463	29,274	31,155	21,928	25,337	10,442	1,494	..	41,832	149,458	
North Kavirondo (S. B.)	42,966	5,862	9,043	5,000	2,701	12,099	22,371	20,611	123,508	
South Kavirondo (L. A.)	38,990	11,696	11,846	6,350	1,873	10,378	18,135	..	19,689	26,522	62,160	
South Lumbwa	17,032	6,038	7,574	7,855	4,476	3,331	948	13,234	54,719	
NZOIA—												
Nandi	14,753	1,673	4,541	10,741	5,780	8,832	6,342	309	4,539	10,065	52,133	
Elgeyo	..	1,813	12,926	7,381	698	2,117	12,645	1,147	95,639	
RIFT VALLEY—												
Baringo	2,520	3,125	3,056	..	252	4,355	..	281	920	7,408	10,838	

APPENDIX D.—COMPARATIVE TABLE OF REVENUE AND EXPENDITURE OF LOCAL NATIVE COUNCILS
IN 1933.—(Contd.)

PROVINCE AND COUNCIL	REVENUE			EXPENDITURE (Including Expenditure on Building)							Surplus Balance in hand at end of 1933
	Rates	Land (Rents, Fees etc.)	Other	Education	Medical	Agr., Vet. and Forestry	Roads and Bridges	Water Supplies	Famine Relief	Other	
	S.A.	S.A.	S.A.	S.A.	S.A.	S.A.	S.A.	S.A.	S.A.	S.A.	S.A.
CENTRAL—											
Kyambu	62,066	8,359	29,071	6,100	6,788	3,713	17,606	4,616		50,141	164,353
Fort Hall	49,123	16,222	13,626	13,479	1,248	4,924	9,996	800		40,452	171,568
South Nyeri	46,994	17,728	3,768	27,809	3,768	4,152	2,008	600		17,296	19,597
Embu	29,257	4,700	3,708	1,394	1,394	1,152	3,034	2,008		7,183	59,553
Meru	96,260	13,170	9,117	25,356	11,658	36,201	12,865	2,446		7,526	96,463
Machakos	30,924	11,118	16,186	6,183	8,739	3,918	5,109	358		26,668	212,372
Kitui										29,761	142,566
MASA—											
Nank		18,395	2,577	2,986	29	597		161		584	79,101
Kajiado		18,152	2,763	15,971	24			9,095		2,505	31,189
TURKANA—											
West Suk		3,080	480	2,369		308				1,451	13,509
South Turkana			2,770								2,770
TOTAL	S.A. 701,944	222,235	198,119	208,947	91,496	162,409	154,849	26,460	40,946	377,688	2,082,063

DISTRICT	Popula- 1933	PROPOSALS UNDER HEALTH SCHEME PROVIDED 1933											Continued next page												
		Hospital	Number of beds	Medical and Health Officers	Nursing Sisters	Sanitary Inspectors	European Dispensaries	European Veterinarians	Assistant Surgeons	Sub-Assistant Surgeons	Motor Lorry	Dispensaries		Mission Hos- pital beds	Asiatic Com- pounds	Hospital	Number of beds	Medical and Health Officers	Nursing Sisters	Sanitary Inspectors	Sub-Assist. Surg & Compound	Motor Lorry	Out-Dispensaries	Mission Hospital beds	
1. KIKUYU PROVINCE—																									
(a) Kiambu District	99,752	1	50	2	1	1																			
(b) Ch. of Scot. Mission																									
(c) Fort Hall	165,763	1	38	1																					
(d) Murirajia's			14																						
(e) L.M. Gichumu																									
(f) Nyeri	8,650		30																						
(g) C.S. Nyanya	118,781		40	1	2																				
(h) Embu, J. Chaka	165,602																								
(i) C.S.M. Chogoria																									
(j) Meru	182,017		36	1																					
(k) Tharaka																									
(l) U.M.M. Kiagioi																									
(m) U.M.M. Kiagioi																									
(n) U.M.M. Kiagioi																									
(o) U.M.M. Kiagioi																									
2. NYANZA PROVINCE—																									
(a) Central Kavirondo	373,425	1	165	3	2	1																			
(b) Kisumu																									
(c) Maseno																									
(d) C.M.S. Maseno																									
(e) Sio																									
(f) North Kavirondo	340,917	1	76	2	2	1																			
(g) Kakamega																									
(h) Malakheti																									
(i) F.I.M. Kaimosi																									
(j) South Kavirondo	308,800	1	60	2	1																				
(k) Kisii																									
(l) Kirungu																									
(m) S.D.A. Gendia																									

APPENDIX D.—COMPARATIVE TABLE OF REVENUE AND EXPENDITURE OF LOCAL NATIVE COUNCILS
IN 1933—(Contd.)

PROVINCE AND COUNCIL	REVENUE		EXPENDITURE (Including Expenditure on Building)							Surplus Balance in Hand at end of 1933	
	Rates	Land (Pents Fees etc.)	Other	Education	Medical	Agr. Vet. and Forestry	Roads and Bridges	Water Supplies	Famine Relief		Other
CENTRAL—											S.A.
Kyamuba	62,066	8,359	29,071	6,100	6,758	3,713	17,906	4,616	..	50,141	164,383
Fort Hall	49,123	16,222	13,626	13,479	1,248	9,044	10,148	40,482	171,698
South Nyari	46,994	14,782	1,728	27,859	3,766	4,962	3,769	600	..	17,286	19,577
Embu	29,287	4,700	3,708	..	4,915	2,251	3,940	2,000	..	7,183	59,983
Meru	4,176	7,528	98,463
Mechakus	96,260	13,437	9,916	25,356	11,688	36,201	12,565	2,446	..	26,668	212,272
Kilifi	30,924	11,115	16,186	6,183	8,739	3,918	5,109	358	..	29,761	142,566
MASAI—											
Limak	..	18,395	2,577	2,986	29	597	..	161	..	584	79,101
Kajado	..	18,152	2,763	15,971	24	9,095	..	2,505	31,189
TURKANA—											
West Suk	..	3,080	480	2,359	..	308	1,451	13,509
South Turkana	2,770	2,170
TOTAL	S.A. 701,944	222,235	198,119	208,947	91,496	162,409	154,849	26,490	40,946	377,688	2,082,063

DISTRICT	Popula- tion, 1933	PROVIDED 1933											PROVIDED UNDER HEALTH SCHEME												
		Hospital	Number of beds	Medical and Health Officers	Nursing Sisters	Sanitary Inspectors	European Dispensaries	European Wardens	Assistant Surgeons	Sub-Assistant Surgeons	Motor Lorry	Dispensaries	Mission Hospital beds	Asiatic Compounders	Hospital	Number of beds	Medical and Health Officers	Nursing Sisters	Sanitary Inspectors	Sub-Ass. Surg. & Compounders	Motor Lorry	Out-Dispensary beds	Mission Hospital		
1. KILIMBU PROVINCE—																									
(a) Lambo District	99,752	1	50	2	1	1
(b) Fort Hall Mission	38	1
(c) Fort Hall	165,763
(d) Murangai's
(e) L.M. Githumu
(f) Nyeri	8,630
(g) Kerugoya	115,751
(h) C.S.M. Tumu Tumu
(i) Embu or Chuka	165,802
(j) C.S.M. Chogoria
(k) Meru	192,017
(l) Tharaka
(m) U.M.M. Kiagoi
(n) U.M.M. Kiagoi
(o) Central Kavirondo	373,425	1	165	3	2	1
(p) Kisumu
(q) Maseru
(r) C.M.S. Maseno
(s) Sik
(t) North Kavirondo	340,917
(u) Kakamega
(v) Malakisi
(w) F.I.M. Kaimosi
(x) South Kavirondo	308,600
(y) Kisii
(z) Karungu
(aa) S.D.A. Gendia

192

**NATIVE AFFAIRS DEPARTMENT
LABOUR SECTION ANNUAL REPORT, 1933**

I.—STAFF.

Mr. V. M. Fisher, Senior Medical Officer, Principal Labour Inspector, was in charge of the Labour Section throughout the year.

Mr. W. P. Shields, Labour Officer, remained in Kisumu throughout the year.

Mr. P. de V. Allen was in Nairobi from January 1st to January 6th, when he went on leave. He returned on 22nd July and for the remainder of the year was on duty in Nairobi.

During his absence from the Colony the following Administrative Officers were seconded for duty as Labour Officers :—

Capt. E. G. St. C. Tisdall, M.C., 3-1-33 to 2-2-33.

Mr. H. E. L. Brailsford, 3-2-33 to 18-3-33.

Mr. H. A. Nisbet, Labour Officer, remained at Nakuru throughout the year.

Mr. P. F. Foster, District Officer, was seconded as Labour Officer and posted at Mombasa from 22-3-1933 and remained at Mombasa for the balance of the year.

Mr. Prem Singh, 1st Grade Clerk, continued in charge of the Nairobi office during the year.

The African clerical staff consisted of Mr. G. A. Mkula, 1st Grade Clerk, on duty in Nairobi, and Mr. Joseph Jairo, 2nd Grade Clerk, on duty at Kisumu.

Two native interpreters were employed by the Section and the native caretakers were in the interest of economy reduced to two.

During the year the following inspections were carried out :—

Number of Inspections	833
Number of days on tour	297
Number of miles travelled by rail	2,250
Number of miles travelled by car	16,930
Number of miles travelled by other means (foot, railway trolley, etc.)	594

92

**NATIVE AFFAIRS DEPARTMENT
LABOUR SECTION ANNUAL REPORT, 1933**

I.—STAFF.

Dr. V. M. Fisher, Senior Medical Officer, Principal Labour Inspector, was in charge of the Labour Section throughout the year.

Mr. W. P. Shields, Labour Officer, remained in Kisumu throughout the year.

Mr. P. de V. Allen was in Nairobi from January 1st to January 6th, when he went on leave. He returned on 22nd July and for the remainder of the year was on duty in Nairobi.

During his absence from the Colony the following Administrative Officers were seconded for duty as Labour Officers :—

Capt. E. G. St. C. Tisdall, M.C., 3-1-33 to 2-2-33.

Mr. H. E. L. Brailsford, 3-2-33 to 18-3-33.

Mr. H. A. Nisbet, Labour Officer, remained at Nakuru throughout the year.

Mr. P. F. Foster, District Officer, was seconded as Labour Officer and posted at Mombasa from 22-3-1933 and remained at Mombasa for the balance of the year.

Mr. Prem Singh, 1st Grade Clerk, continued in charge of the Nairobi office during the year.

The African clerical staff consisted of Mr. G. A. Mkula, 1st Grade Clerk, on duty in Nairobi, and Mr. Joseph Jairo, 2nd Grade Clerk, on duty at Kisumu.

Two native interpreters were employed by the Section and the native caretakers were in the interest of economy reduced to two.

During the year the following inspections were carried out :—

Number of Inspections	833
Number of days on tour	297
Number of miles travelled by rail	2,250
Number of miles travelled by car	16,930
Number of miles travelled by other means	594
(foot, railway trolley, etc.)				

II.—GENERAL CONDITIONS OF EMPLOYMENT.

1933 has in many ways been a more difficult time for employers, especially farmers, than 1932. It is therefore satisfactory to be able to report that relations between employers and employees have been very good. The majority of employers have reduced the number of their employees to the absolute minimum and are merely keeping their industries going in the hope that trade conditions will improve.

The labour supply has exceeded the demand throughout the year and the demand for skilled and semi-skilled labour has been even less than in previous years, due to depression, and consequent shortage of development. It is a hopeful sign that the curve of employment for general labour is on the up grade mainly owing to the employment of large numbers of Africans at the Kakamega and Lolgorien goldfields.

The total of all registered natives for the last five years are given below:—

	1929	1930	1931	1932	1933
January ..	157,000	161,000	157,000	127,000	140,000
February ..	155,000	158,000	155,000	127,000	140,000
March ..	154,000	158,000	151,000	129,000	139,000
April ..	158,000	160,000	150,000	131,000	138,000
May ..	164,000	162,000	148,000	133,000	141,000
June ..	168,000	160,000	145,000	133,000	141,000
July ..	154,000	157,000	140,000	133,000	140,000
August ..	161,000	153,000	135,000	130,000	139,000
September ..	159,000	150,000	131,000	131,000	138,000
October ..	159,000	148,000	130,000	136,000	145,000
November ..	161,000	161,000	123,000	140,000	150,000
December ..	162,000	160,000	127,000	140,000	150,000

Note.—The months October, November and December are approximately only.

The average in employment during the five years is:—

1929 ...	160,000	1932 ...	132,000
1930 ...	157,000	1933 ...	141,000
1931 ...	141,000		

III.—WAGES.

Wages have been reduced and have reached a level where further reductions are impossible. Figures are not available, but it is estimated that cuts, varying from 20 to 30 per cent, are now in force in all industries throughout the Colony. The average casual labourer now receives Sh. 6 to Sh. 10 per month and posho, and the rate for Resident Native Labourers has remained stationary at Sh. 6 per month without food.

IV.—GOVERNMENT LABOUR.

The Kenya and Uganda Railways and Harbours were employing 12,005 natives and the Public Works Department about 1,932 at the end of 1933. The average paid by the Public Works Department, including cost of rations, was Sh. 14/50 per mensem.

As regards the permanent housing of Government labour there has been no advance this year, but there is a great and marked improvement noticeable in all temporary government camps throughout the Colony. It has been found in all cases where conditions have been bad that reference to the Government department concerned has always resulted in immediate and necessary improvement.

The Labour Officers inspected all Public Works Department camps, and also all Railway labour employed by the Kenya and Uganda Railway. There has been very little trouble with labour employed by Government Departments, and general conditions have been satisfactory.

V.—PRIVATE EMPLOYERS.

Gold Mining.

The most thriving industry was gold mining, which offered steady employment to several thousand natives.

There is no doubt that this industry is of great advantage to the natives, as it offers them steady employment, and in time will undoubtedly create openings for skilled and semi-skilled native artisans.

The Labour Officer, Kisumu, reports as follows:—

"Kakamega Goldfields.—The average number of labourers employed was about 8,000. Practically all of them were recruited outside the mining area, as it appears impossible to maintain proper organization by employing the local Kakamega owing to their irregular attendance, lack of industry, and general discipline. The main cause of these difficulties is due

to the fact that they insist on living in their own homes, and in spending a great deal of their time every day in attending to their own affairs. All the natives who were employed were Kavirondo. The Maragoli were the most sought after for underground work. There were no clashes between natives and employers, and remarkably few complaints. With a few exceptions, I have the highest esteem for the employers on the goldfields, for their fair treatment of labour. The large companies have taken the lead in this direction, and the type of camp which they have provided, their care regarding sanitation and medical attention, and the scale of rations and clothing which they have provided, are better than I have ever seen in temporary camps. The housing and sanitary conditions in some of the camps of the smaller employers or labour have often left much to be desired, but the number of these camps has rapidly decreased. The principal employers were as follows:—

	Approximate number of natives employed
Risks and Ventures Limited, (Allied Companies) ..	1,500
Tanganyika Concessions Ltd.	1,200
Kenya Development Ltd.	800
Kenya Consolidated Gold-Fields Ltd.	400
Swedish Mining Syndicate	400

The remainder were divided among the camps of sixty or seventy other employers. The greatest aggregations of labour were as follows:—

	Number housed in one camp
(a) At Risks Ltd., Bukura Road	800
(b) Ventures Ltd., Kisumu Kidogo	700
(c) Tanganyika Concessions Ltd., Kimingini	600

Much difficulty was experienced by the employers in finding sites for the camps as, whilst it was essential that they should be situated as close to the workings as possible, the land in these parts was occupied by natives and often under cultivation. Messrs. Risks' Limited Camp, Bukura Road, is therefore crammed into and entirely inadequate and unsuitable piece of ground by the roadside, cheek by jowl with the huts of the local inhabitants. Fortunately in this and every other camp, the feeling between the local inhabitants and the occupants of the camps has generally been friendly. The rate of wage for ordinary labourers was generally Sh. 10 a ticket. The larger employers provided food in addition. The

smaller employers generally paid Sh. 8, if food was provided, and Sh. 10 if the wage was inclusive. The latter met the convenience of many of the labourers who came to work every day from their own villages. Messrs. Risks and Ventures, Limited, have carried out a system of issuing three cooked meals a day to their labourers with remarkable success. This was an experiment which has never before been made in this Colony, and the labourers greeted it, for a short time, with evident dissatisfaction. Now food is accepted in this way as a matter of course. The rations for each labourer were approximately as follows:—

Maize flour: 2 lb. a day, made into uji and ugali.

Sugar added.

Meat: 3 lb. a week, boiled. The soup generally served with the meat.

Beans: 2 lb. a week.

Ground nuts: 1 lb. a week; roasted, with salt.

Sugar: ½ lb. a week.

Salt.

Limes and bananas were issued occasionally, but they are not always readily obtainable. The cost of ration, including cooking, varies between 15 and 20 cents a day. A feature of the labour camps of Messrs. Risks and Ventures, Limited, and also that of the Tanganyika Concessions, Ltd., was their general cleanliness, and the satisfactory latrine system which is provided. The latrines were the fuming pit type—from 20 to 25 feet deep—with fly-proof cement or iron covers, and proper housing to keep them dry and shaded. It is impracticable to construct this type of latrine generally owing to faults in the earth. The theory that "natives will not use latrines", which employers have frequently asserted when I have suggested that they should provide them for their labourers, is completely exploded in these camps, as the latrines are used regularly.

I visited the goldfields on alternate weeks during the year, and camped in the mining area for five days on each occasion.

The deposit of £25 which was required of applicants for a prospecting licence as a security for payment of native wages, etc., was of enormous value in recovering what was due and also in keeping out of the field persons who would have employed labour without the means to pay them. According to records complaints were dealt with from 1,200

natives. The majority of them concerned the payment of wages. Thanks to the goodwill of employers, most of them were settled out of court.

At the end of the year out of an average native wage bill of at least £3,600 a month among all employers, only the following wages were outstanding at the end of the year:—

<i>Number of natives</i>	<i>Amount</i>
90	Sh. 1,274/74

South Kavirondo District—Goldfields.—There were three mines in South Kavirondo district, namely the following:—

Kenya Gold Mining Syndicate, Ltd., at Suna, employing 75 natives.

Kisumu Prospecting Syndicate, at Suna, employing 58 natives.

Major Webb's, at Kihanja, employing 500 natives.

All these mines are old established. I visited them during the year and found that the conditions were generally satisfactory. They are situated near a populous area, where food-stuffs, including meat and vegetables, are cheap. Ordinary labourers were paid from Sh. 8 to Sh. 10 a ticket. Rations were provided in addition. Most of the labourers lived in the mine camps. The huts were good and the camps were kept reasonably clean. The health of the labourers was satisfactory."

Sisal Estates.

Many of the sisal estates have reopened with a reduced staff, and a reduced labour force, and though there is very little development going on, production is now on the increase. Many sisal estates were inspected during the year, and it was found that reduced wages and increased tasks were being accepted by the native labour without complaint. The officers of the Labour Section keep a careful watch on all tasks set. Undoubtedly in the days of prosperity the native of Kenya did not work hard but he is certainly improving as a labourer.

The continued depression has made the necessity for long contracts of service almost unnecessary, and from the point of view of the native this is certainly all to the good.

The contracts now in force are almost entirely monthly contracts, which means that a native, if he does not like the work, conditions, pay, or district, is free to leave at any time after thirty days' work has been completed.

The advantages of this contract over the six, eight or twelve months' contract are too obvious from the native point of view to dwell upon.

Kericho Tea Plantations.

A sphere of employment which is now of great importance to natives is the group of plantations in the vicinity of Kericho. Their reputation amongst natives is excellent, and sufficient labour is generally forthcoming, therefore, for their requirements. The situation of the plantations is near the South and Central Kavirondo Reserves, and it is from thence that the majority of the labourers emanate. The Lumbwa Reserve adjoins, but it is regretted that this tribe does not take full advantage of the labour market. Employment on the plantations entails regular attendance at work. The Lumbwa are unreliable owing to their casual habits. The number of labourers in employment on the estates is about eight thousand. Though a measure to provide for the control of tea planting has been introduced, it is unlikely that there will be any decrease of employment in the present state of development. The majority of the labourers are engaged on the five principal estates, namely, by The African Highlands Produce Company, The Kenya Tea Company (Brooke Bonds), Kapkorech, Ltd., Jamji (Lord Egerton of Tatton's), and The Buret Tea Company. There are several other smaller concerns. At the commencement of its operations the African Highlands Produce Company set up a recruiting agent, and established recruiting centres in the reserves. Now that the estates are so well known there is very little need for active recruiting, but the organization remains as a forwarding agency, offering every facility for feeding and housing natives on their way to employment. The assistance of professional recruiters has never been enlisted. This is one instance, by no means a singular one, where the conditions of employment are so popular, that the employer is able to maintain a very large labour force at full strength by purely spontaneous offers of work. The African Highlands Produce Company usually engages its labour on contracts of three years' duration, under the Resident Native Labourers Ordinance. All natives are encouraged to bring with them their wives and families. The conditions of the agreements allow for ample periods of leave as the natives are only required to work for 210 days of the year. On other estates the agreements are usually informal. The initial rate of wage for adult labourers is Sh. 8 for a thirty working day ticket, and juveniles receive from Sh. 4

a ticket, according to age and ability. The rates compare favourably with those which generally appertain to agricultural work. On most estates a daily ration of 2 lb. of maize flour and a weekly ration of beans and salt is issued. Although this ration would not be considered suitable under ordinary circumstances, it is sufficient as the work is not heavy, and meat, vegetables and other necessities can readily be purchased in the neighbourhood. The wives of squatters are occasionally employed, if they desire employment, but the estates do not rely upon the employment of female labour to any extent. Children join in the plucking, which is most suitable work for them. All the work is usually organized into tasks for each labourer, which are based on an eight-hour day. The tasks are not arduous. An industrious labourer finds that he has finished well within the allotted time and has plenty of time for leisure. The Kenya Tea Company and the African Highlands Produce Company have provided 75 per cent of their labourers with permanent housing. The sanitation of these estates is exemplary. On other estates a great deal remains to be done, but some of the employers have a housing scheme in view. The health of the labourers has been generally good, except for isolated cases of pneumonia and cerebral spinal meningitis. Such cases are difficult to avoid, even under the best conditions. There are eight factories, five of which are run by electric power. There have been no serious accidents. The buildings are airy and well lighted. The African Highlands Produce Company and the Kenya Tea Company have hospitals on their estates. The former employs a Cingalese medical attendant, and the latter a visiting European medical practitioner. On other estates sick natives are treated by the managers. Seriously sick are sent to the Government hospital at Kericho. The water supply of the estates is pure and plentiful. When necessary the water is laid on to the labour lines. The streams are generally fast running so that the danger of contamination, when the water is not laid on, is reduced. Natives are encouraged to play football. The African Highlands Produce Company have presented a handsome challenge shield. Inter-estate matches are played frequently.

Sugar Plantations.

Fortune has again favoured both natives and planters in that an area suitable for the production of sugar has been set aside on the borders of the teeming populated area of Central Kavirondo district. The principal plantations are those of the Victoria Nyanza Sugar Company, Ltd., employing

about 1,400 native labourers, and of the Muhoroni Sugar Company, Ltd., Muhoroni, employing about 500 labourers. The labourers mostly originate from locations which border the estates. It speaks well for both companies that they usually have more than sufficient applications for work, and have never felt any necessity to recruit through professional labour agents or otherwise. The vicissitudes through which these companies have passed in recent years of slump and fluctuation of money markets and also the constant spoliation of the crops by locusts, have made the task of keeping the estates in being, colossal. It has therefore been too much to expect the plantations to do anything more than take rudimentary precautions as regards health and sanitation. During the year the Victoria Nyanza Sugar Company organized a sanitary system, including a system of smoke latrines, and a piped drinking water supply. It was also the first company to promise to set aside 5 per cent of its profits for the construction of permanent housing for labourers. Generally speaking, the idea of such an undertaking is not altogether altruistic. Such a scheme costs less in the long run than maintenance of the temporary grass camps, and infinitely better conditions are obtained, with less risk of epidemics. The labourers are employed on informal agreements for thirty days' work but many of them are old hands and stay indefinitely. The rate of wage for plantation workers averages from Sh. 8 to Sh. 12 a ticket of thirty working days for adults and Sh. 5 to Sh. 8 for juveniles. The work on the plantations is organized into reasonable tasks. The factory hands work a night and day shift. Factory hands are usually paid from Sh. 12 to Sh. 14 a ticket. Rations are issued to all labourers, consisting of 2 lb. of maize flour a day, 1 lb. of sugar a week, and salt. Labourers are not restricted from eating as much cane as they like during working hours, and many have their own food and vegetable patches. There is a good store on the estate and meat can readily be purchased. The labourers are encouraged to bring their wives and families to live with them, but no women are employed. The health of the labourers has been excellent. Sick natives receive attention from a resident Indian dispenser, or at the Government hospital at Kisumu, which is within easy reach.

Saw Mills.

The number of mills operating was slightly reduced in number, but the industry is still an important one, and nearly 1,000 natives are employed in saw mills throughout the Colony. All mills were inspected during the year, and conditions found to be satisfactory.

General Agricultural Farms.

While the ravages of locusts have been much less this year than last, the maize, stock and dairy industries have suffered from drought and poor prices (falling markets). The result has been a decrease in the demand for labour. In the Rift Valley Province there has been a decided tendency to extend the dairying industry at the expense of maize growing. This will cut down the labour demand still further, but the increase in coffee and pyrethrum growing requiring a large amount of labour will probably adjust the balance.

VI.—RECOVERY OF WAGES.

The following table shows the claims made and the recoveries effected by the Labour Section during the last three years:—

YEAR	Wage claimed	Wage recovered	Un-recovered
	£	£	£
1931 ..	3,892	3,212	680
1932 ..	5,065	3,759	1,306
1933 ..	2,753	2,337	416

In accounting for the very successful year under review it is important to stress the fact that as long as there is a Labour Officer in each of the four important centres of the Colony there is much more chance of recovering wages from defaulters.

VII.—COMPLAINTS AND WRITTEN NOTICES.

During the year 3,932 natives made complaints to Labour Officers and there complaints were investigated and 2,030 written first notices were sent to employers.

VIII.—JUDICIAL PROCEEDINGS.

Three hundred and ten Criminal Proceedings were undertaken and the Schedule attached shows all particulars of these prosecutions.

Three Civil Suits were filed during the year and in all three cases judgment was given for the native plaintiffs through the Labour Officer.

IX.—LEGISLATION.

No legislation effecting the employment of natives came into force during the year.

X.—EMPLOYMENT BUREAU.

Though no Government Employment Bureau is recognized by Government, the Labour Section have, in many cases, found employment for natives. This branch of the Labour Section work is increasing day by day, and is a most important activity and should be encouraged. In Nairobi alone over one hundred boys were found employment.

XI.—LABOUR CAMPS.

Only two Government Labour Camps were maintained during 1933, but in the Central Province at Sagana one remained open as a rest house only.

18,314 natives used the two rest camps and it is estimated that over 1,200 made use of the Sagana Camp during the year. All camps were inspected at regular intervals by Labour Officers and came under their direct control.

XII.—REPATRIATION.

The repatriation of vagrants, discharged hospital and asylum patients, and destitute natives was also the work of the Labour Section during the year. In many cases this calls for great attention to detail as regards arrangements for transport, escort, and for food and attention during the journey.

XIII.—ARTIFICIAL LIMBS.

During the year ten artificial limbs were provided. Arrangements have been made with a European to attend in Nairobi when required, and to measure and make artificial limbs for natives who have lost limbs. The charge is Sh. 60 per leg and the cost is met in three ways: (1) from the employer, (2) from a small grant from the Medical Department, or by grants from the Local Native Council to which tribe the patient belongs. Crutches are also issued free to natives who need them and old crutches are replaced by new ones.

XIV.—COMPENSATION.

The question of compensation for death or injuries is an increasingly difficult one. In all cases it has to be settled by arbitration with the employer through a Labour Officer.

Employers have been extremely generous in this matter, but on more than one occasion they have expressed a desire that the whole question be controlled by legislation so that they should know what their liabilities are.

Seventy-four cases were dealt with, and a sum of Sh. 4,643 collected, and in many other cases full pay was granted by employers to the native during his time in hospital, and employment found for him after his discharge.

XV.—RESIDENT NATIVES ON FARMS.

Native squatters on unoccupied farms have been a source of trouble. Every endeavour has been made to deal with them in conjunction with the Police, but shortage of personnel has rendered this difficult, especially as the natives residing illegally usually concentrate on the larger estates, and in forest country. The position at the end of the year was unsatisfactory.

XVI.—CONCLUSION.

The feature of the year is the increase in the number of prosecutions, mainly for withholding wages, the attached summary showing an increase of 91 prosecutions compared to 1932. The policy of the Labour Section is never to take legal proceedings unless all other means fail. In fact during the year the Labour Officers' work has been largely confined to seeing that wages were paid.

The relations between natives and their employers throughout the year have been good and no strikes of any importance have occurred.

I wish to record my very grateful appreciation of the assistance rendered to Labour Officers by all branches of the Civil Service, particularly by Administrative Officers, and to put on record the help given to the Labour Section by the Chief Registrar of Natives.

In Appendix A is given the Return of Labour Ordered Out during the year 1933 under the Compulsory Labour Regulation Ordinance.

The totals for the last eight years are shown in Appendix B.

P. DE V. ALLEN,
Acting Principal Labour Inspector.

Nairobi.

8th October, 1934.

APPENDIX A. LABOUR ORDERED OUT UNDER THE COMPULSORY LABOUR (REGULATION) ORDINANCE.

Province and District	1931		1932		1933	
	Men	Men-days	Men	Men-days	Men	Men-days
<i>Nyanza:</i>						
Central Kavi-rondo ..	100	291	505	892	335	961
South Kavi-rondo ..	1,824	1,949	1,618	2,028	318	427
North Kavi-rondo ..	69	828
<i>Rift Valley:</i>						
Baringo ..	20	200	160	523
Eldama Ravine (b)	21	116
<i>Kikuyu: (a)</i>						
Fort Hall ..	6	177	107	275	63	121
Embu ..	66	79	168	431	228	232
Meru ..	638	897	1,025	1,062	1,120	1,120
Kiambu ..	2	2	2	2	4	4
<i>Ukamba: (a)</i>						
Machakos ..	1,525	2,332	519	1,198	776	2,072
Kitui ..	379	1,570	938	1,681	531	1,155
<i>Nzoia:</i>						
Tambach	10	310	114	1,997
Nandi ..	86	495	66	298	39	78
<i>Coast:</i>						
Digo ..	481	1,216	514	1,952	245	1,248
Malindi ..	113	1,335	561	1,931	293	995
Kilifi ..	72	354	148	148	16	16
Voi ..	2c3	424	1,200	1,571	265	321
<i>Total ..</i>	<i>5,682</i>	<i>12,265</i>	<i>7,381</i>	<i>13,779</i>	<i>4,507</i>	<i>11,270</i>

(a) The Kikuyu and Ukamba Provinces were amalgamated into the Central Province during the year.

(b) Eldama Ravine was administered from Nakuru during the year.

These figures are to a great extent misleading. It is not possible to know how much labour is compulsory, e.g. twenty porters are ordered to carry loads for the District Commissioner on *safari*: out of the twenty probably fifteen at least are only too glad of the opportunity to earn money and are, therefore, really voluntary in the true sense of the word. Of the remaining five, three may be indifferent and would not have done the work unless ordered to do so. The remaining two might have some definite objection and would prefer to have remained at home doing something else.

In connection with the number employed at Tambach the District Commissioner has included all porters ordered out throughout the year. These figures also include a large number of natives who, at the request of the headmen and elders were ordered to construct a water furrow for the benefit of the community. Again the probability is that a large number were perfectly willing to do it but the native authorities asked that the order for compulsion should be given to ensure that the work would be done by an adequate number of labourers and that the work would not be delayed.

APPENDIX B

THE TOTALS FOR THE LAST EIGHT YEARS

Year	Number of men ordered out	Number of men-days	Average number of days worked by each man called out
1926 ..	13,228	56,781	4-29
1927 ..	12,809	95,975	7-49
1928 ..	12,897	86,587	6-71
1929 ..	9,663	64,657	6-69
1930 ..	9,098	37,465	4-12
1931 ..	5,682	12,265	2-16
1932 ..	7,381	13,779	1-86
1933 ..	6,292	11,270	1-79

APPENDIX C
GOVERNMENT LABOUR CAMPS

	Kisumu	Nairobi
Number of natives who used camp during year	14,226	4,068
	<i>Lb.</i>	<i>Lb.</i>
Quantity of food and fuel supplied free—		
Maize flour	3,026	1,302
Fuel	2,819	*3,230
		*6,460
Quantity of food and fuel sold—		
Maize flour	474	296
Fuel	2,106	1,108
Total quantity of food and fuel supplied—		
Maize flour	3,500	4,828
Fuel	4,925	10,172
	<i>Sh. cts.</i>	<i>Sh. cts.</i>
Receipts by sale of food and fuel	162 31	137 45
Expenses of maintaining camp—		
Wages	605 34	1,035 88
Sundries	603 57	666 42

*This represents food and fuel supplied to native labourers discharged from hospital, etc., and forwarded to employers.

NOTE.—Camps at Kendu, Yala, Mumias, and Sagana remained closed throughout the year.

APPENDIX D.
PROSECUTIONS, LABOUR OFFICE, MOMBASA

Offence	Conviction	Withdrawn	Acquitted	Lost on Appeal	Abandoned	Pending	Total
Withholding Wages ..	31 (8 E, 10 I, 3 S; 10 A)	6 (3 E, 3 I)	1 (1 I)	1 (1 E)	—	18 (2 E, 16 I)	57 (14 E, 30 I; 3 S; 10 A)
Improper Housing ..	1 (1 E)	—	—	—	—	—	1 (1 E)
Improper Feeding ..	2 (2 E)	—	—	—	—	—	2 (2 E)
Non-supply of Medicine ..	1 (1 E)	—	—	—	—	—	1 (1 E)
Failure to Repatriate ..	3 (3 E)	—	1 (1 I)	—	—	1 (1 E)	5 (4 E, 1 I)
Recruiting Offences ..	2 (1 E, 1 I)	—	—	—	—	—	2 (1 E, 1 I)
Total ..	40 (16 E, 11 I; 3 S; 10 A)	6 (3 E, 3 I)	2 (2 I)	1 (1 E)	—	19 (3 E, 16 I)	68 (23 E, 31 I; 3 S; 10 A)

The figures and letter in parenthesis denote the number of defendants according to race.
E=European. I=Indian. S=Somali or Arab. A=African.

APPENDIX D.—(Contd.)
PROSECUTIONS, LABOUR OFFICER, NAKURU

Offence	Conviction	Withdrawn	Acquitted	Lost on Appeal	Pending	Total
Withholding Wages	30 (16,E; 5,I; 2,S; 5,A; 2,M)	11 (9,E; 1,I; 1,A)	12 (6,E; 5,I; 1,M)	1 (1,E)	2 (2,E)	56 (34,E; 11,I; 2,S; 6,A; 3,M)
Improper Housing	2 (2,I)	—	—	—	—	2 (2,I)
Non-supply of Medical Treatment	—	1 (1,I)	—	—	—	1 (1,I)
Recruiting Offences	1 (1,E)	—	—	—	—	1 (1,E)
Registration Offences	5 (5,I)	1 (1,I)	—	—	—	6 (6,I)
Resident Native Labourers' Ord.	16 (1,E; 15,A)	—	1 (1,E)	—	—	17 (2,E; 15,A)
Offences by Labourers	5 (5,A)	—	—	—	—	5 (5,A)
Total	59 (18,E; 12,I; 2,S; 25,A; 2,M)	13 (9,E; 3,I; 1,A)	13 (7,E; 5,I; 1,M)	1 (1,E)	2 (2,E)	88 (37,E; 20,I; 2,S; 3,M; 26,A)

NOTE.—The figures and letters in parenthesis denote the nationality of the defendants.

E=European, I=Indian, S=Somali, A=African, M=Other Races (Goan, Seychelles, etc.)

APPENDIX D.—(Contd.)
PROSECUTIONS, LABOUR OFFICER, KISUMU

Offence	Convictions	Withdrawn or settled out of Court	Acquitted	Lost on Appeal	Pending	Abandoned or left Colony	Total
Withholding Wages	58 (46,E; 8,I; 2,A)	6 (4,E; 1,I; 1,A)	2 (2,E)	—	4 (3,E; 1,A)	3 (3,E)	73 (60,E; 9,I; 4,A)
Improper Housing	3 (1,E; 2,I)	—	—	—	—	—	3 (1,E; 2,I)
Improper Sanitation	1 (1,E)	—	1 (1,E)	—	—	—	1 (1,E)
Failure to Repatriate	3 (3,E)	—	—	—	—	—	3 (3,E)
Resident Native Labourers' Ordinance	4 (1,E; 3,I)	—	—	—	—	—	4 (1,E; 3,I)
Registration Ordinance	62 (21,E; 37,I; 4,A)	7 (4,E; 3,I)	2 (2,E)	—	—	—	71 (41,E; 30,I)
Total	131 (75,E; 50,I; 6,A)	13 (8,E; 4,I; 1,A)	4 (4,E)	—	4 (3,E; 1,A)	16 (7,E; 9,I)	168 (97,E; 63,I; 8,A)

NOTE.—E=European, I=Indian, A=African.

APPENDIX D.—(Contd.)
PROSECUTIONS, LABOUR OFFICER, NAIROBI.

Offence	Convictions	Withdrawn	Acquittals	Pending	Total
Withholding Wages	31 (12,E; 13,I; 6,A)	1 (1,I)	1 (1,I)	—	33 (12,E; 15,I; 6,A)
Housing	3 (3,I)	—	—	—	3 (3,I)
Medical Attendance	2 (2,I)	—	—	—	2 (2,I)
Registration	5 (3,E; 2,I)	—	—	—	5 (3,E; 2,I)
Common Assault	2 (2,E)	—	—	—	2 (2,E)
Squatters	1 (1,E)	—	—	—	1 (1,E)
Offences by Labourers	3 (3,A)	—	—	—	3 (3,A)
Total	47 (18,E; 20,I; 9,A)	1 (1,I)	1 (1,I)	—	49 (18,E; 22,I; 9,A)

NOTE.—E=European. I=Indian. A=African.

NATIVE AFFAIRS DEPARTMENT
REGISTRATION SECTION ANNUAL REPORT, 1933

During the year under review, the personnel of this section of the Native Affairs Department, consisted of:—

3 Europeans
19 Asians
56 African clerks
2 African office orderlies

Total 80

All the European Officers, together with all the Asians and 29 African clerks were employed in Nairobi.

The remaining 27 African clerks were posted as Native Registration Clerks, at the various out-stations.

In addition to the above—

1 European,
3 Asian clerks,
3 African clerks,

nominally on the Establishments of this Section, were seconded for duty with the Registration of Domestic Servants Section, into which 1 European, 1 Asian and 2 Africans were ultimately absorbed when it was decided to reduce the staff of the Native Registration Section and to extend the operation of the Registration of Domestic Servants.

EUROPEAN STAFF.

Mr. A. E. T. Imbert, Chief Registrar of Natives.
Mr. G. H. Booth, Assistant Registrar of Natives.
Mr. G. Wedderburn, Deputy Registrar of Domestic Servants.
Miss G. W. Arnold, Clerk, Grade "C".

Mr. A. E. T. Imbert was in charge of the Department until the 8th of July, when he proceeded to England on leave. Mr. G. H. Booth was appointed Acting Chief Registrar of Natives from that date and continued in that capacity until the end of the year.

The remaining officers were on duty throughout the year.

ASIAN STAFF.

Only one clerk proceeded on leave, prior to retirement, owing to ill-health, early in the year; I regret to have to report that he died within one week of his arrival in India.

Six clerks were transferred to other Departments and nine were retrenched, in compliance with the recommendations of the Expenditure Advisory Committee. Notices of the termination of their services were served upon all the Asian members of the staff on 29th of June, 1933. On the 29th of September, 1933, six of these notices were withdrawn, and the services of the clerks concerned were retained.

Absence from duty, for various causes, amounted to 1,063 days, as follows:—

No. of clerks	Vacation leave	Local leave	Sick leave	Other days	Total	Remarks
22	608	113	107	35	1,063	One died on leave. 6 Transferred to other Departments.

AFRICAN STAFF.

Leave for various reasons, amounting to 1,430 days, was granted to the thirty-two Africans on duty at Headquarters, as follows:—

No. of clerks	Vacation leave	Local leave	Sick leave	Other days	Total	Remarks
30	950	137	262	81	1,430	

Fifteen African clerks were retrenched during the course of the year.

GENERAL.

To summarise, nine Asian and fifteen African clerks were retrenched and six Asians were transferred to other Departments.

PROGRESS OF REGISTRATION.

Registration continues to progress very satisfactorily and smoothly. The opposition to this measure, which figured so prominently in native politics a few years ago, appears practically to have died a natural death, probably because this agitation was engineered by the more turbulent element in the native population and mainly because the law-abiding native has realized that, on balance, the advantages and the security to be derived by its retention, far outweigh the small inconveniences that it creates.

The total number of Registrations effected at the various Registration Stations in the Colony, inclusive of re-registrations, but excluding Temporary Registration Permits, amounted to 30,214, a number only 67 below the 1932 total, and a fair average figure, now that Registration is well established.

The year's total transactions were as follows:—

Permanent Registrations ..	22,008	increase ..	554
Temporary Registrations ..	8,206	decrease ..	611
T. R. Permits ..	16,326	decrease ..	587
	46,540		1,198
			554
			644

a decrease of 644 transactions compared with the previous year.

The two tables, attached hereto, show:—

A. Table 1: the incidence of Permanent and Temporary Registrations at various stations.

B. Table 2: the incidence of Renewals at various stations.

Of the 30,214 registrations effected during the year, 3,123 were re-registrations, thus leaving a nett figure of 27,091 initial registrations, an increase of 1,624 initial registrations compared with 1932.

The table below reflects the percentage increases and decreases in Registrations in the various Provinces:—

A TABLE SHOWING THE INCREASES AND DECREASES IN REGISTRATIONS DURING 1932 AND 1933

PROVINCES	Registrations		Increase Units	Decrease Units	Percentage of Increase	Percentage of Decrease	Remarks
	1932	1933					
Coast	2,659	1,868	..	791	Per cent ..	29-75	
Central—							
Ukamba ..	2,213	2,584	371	..	16-82	..	
Kikuyu ..	9,254	8,119	..	1,135	..	12-29	
Masai ..	288	175	..	113	..	39-24	Lowest
Rift Valley ..	1,434	1,271	..	163	..	11-36	
Naiyasha ..	588	740	152	..	25-85	..	
Nzoia ..	2,789	3,416	627	..	22-48	..	
Nyanza ..	10,922	11,539	617	..	5-65	..	
Turkana ..	124	502	378	..	304-84	..	Highest
							Nett Decrease of 57, 19 %
TOTAL ..	30,271	30,214	2,145	2,202	7-09	7-27	

Registrations effected since the inception of the Native Registration Ordinance :—

Permanent Registration	728,632
Temporary Registration	351,765
Total	<u>1,080,397</u>

The Registrations effected in the Colony since the inception of the Ordinance in 1919 now total 1,080,397, of which 139,271 were second and multiple Registrations.

The number of persons actually finger printed and registered, from the inception of the Native Registration Ordinance to the present date, therefore amounts to 941,666.

Of the total registered population, 38,901 natives have been reported as dead; in theory the number of "live" records would appear to amount to 902,225; in actual practice, only a small percentage of the deaths that take place among the registered native population is reported to this office, and it is therefore necessary to make a yearly allowance in our records, for all unreported details, in order that our labour statistics should reflect as true a state of employment as it is possible to procure, in the circumstances.

Following the practice in force for some years, the death rate of 20 per 1,000 advised by the Government Statistician, has been adopted, from which it would appear that the number of "live" cards in our records does not exceed 775,485.

Tables 3 and 4, appended hereto, show the differential progression between the effective records, according to our records, and the corrected totals.

RE-REGISTRATIONS AND RENEWALS.

A total of 19,449 applications were received for renewals and for re-registrations; 16,326 were applications for renewals of certificates alleged to have been lost, etc., and 3,123 were re-registrations of natives who exchanged their Temporary Registration Certificates for Permanent Registration Certificates.

Tables 5 and 6, appended hereto, show month by month the incidence of the 1933 re-registrations and renewals, at all stations. It will be seen that the harvest seasons, March and November, show a distinct increase in the number of renewals effected during those periods.

The following analysis reflects the frequency of renewals, in the 19,449 transactions carried out during the year :—

First to second	Registrations 12,442
Second to third	4,706
Third to fourth	1,452
Fourth to fifth	501
Fifth to sixth	182
Sixth to seventh	76
Seventh to eighth	44
Eighth to ninth	20
Ninth to tenth	5
Tenth to eleventh	5
Eleventh to twelfth	3
Twelfth to thirteenth	3
Thirteenth to fourteenth	6
Fourteenth to fifteenth	1
Fifteenth to sixteenth	—
Sixteenth to seventeenth	—
Seventeenth to eighteenth	1
Eighteenth to nineteenth	—
Nineteenth to twentieth	1
Twentieth to twenty-first	—
Twenty-first to twenty-second	—
Twenty-second to twenty-third	—
Twenty-third to twenty-fourth	1
Total	<u>19,449</u>

It will be noted that the native who had previously registered on twenty-three occasions has now taken out a twenty-fourth certificate. Two or three others are following him closely and have taken their fifteenth, eighteenth and twentieth certificates respectively. The former was prosecuted about three years ago, on several charges contra section 8 of Cap. 127 and was sentenced, in the aggregate, to fourteen months' imprisonment. That, apparently, was not a sufficient deterrent, and he continues to take out fresh registrations whenever his previous certificate becomes obnoxious to him. The only difference in his methods is that he now changes his identity legitimately, by purchasing his new Registration Certificate, and one wonders what is the extent of the inducement which prompts these frequent changes in identity?

Among the 3,123 re-registrations from Temporary to Permanent, effected during the year, 2,274 were bona fide exchanges, and 849 were unlawful transactions where the

applicants omitted to declare the fact that they had previously been registered and where, in consequence, they omitted to pay the requisite fees for re-registrations.

SUBMISSION OF MONTHLY LABOUR RETURNS.

Employers of labour have submitted 96,180 monthly labour returns during 1933, of which 90,270 were submitted by the general public and 5,910 by Government Departments and the Railway Administration.

The average monthly submission for each class amounted to 7,522 and 493 returns respectively, which represent 57.64 per cent of the non-official employers and 96.66 per cent of departmental employers.

In both cases these percentages show a considerable improvement upon the previous year's submission which totalled 50.10 per cent and 94.10 per cent respectively.

61,738 returns were submitted in which movements were reported, and 34,442 were "Nil" returns. The latter number constitutes 38.15 per cent of the whole and, assuming employers are submitting true returns, the inference is a very noticeable improvement in the stability of the employee. It is probably a fact that labour is less prone now to leave employment than formerly, because of the great difficulty of obtaining re-employment.

Table 7 is an analysis of the labour returns received from the various communities, showing the community from which received, the number of known employers in each community, the average total monthly submission, the percentage of monthly submissions in 1933 and 1932, the class of labour returns (whether "Nil" returns or returns showing movements) and the respective percentages for these two classes of returns for 1932 and 1933.

Table 8 is a more extended analysis showing the monthly submission of returns by different classes of employers and Table 9 is a monthly analysis of the returns received, by districts.

The total submission of monthly labour returns, by districts, since labour returns were inaugurated in 1922, is shown in Table 10; in the aggregate there is a steady increase each year.

The following summary shows the results of cases contra section 9 (1) of the Ordinance, heard in Nairobi, and Resident Magistrates and District Commissioners at other centres, upon first information or complaint emanating from this Department:—

CLASS OF EMPLOYERS	A		B		
	Summonses Issued	Pending	Heard	Convicted	Acquitted or withdrawn
NAIROBI— Europeans,	89	..	40	40	49
Asiatics	29	..	21	20	9
OTHER DISTRICTS— Europeans,	220	..	130	124	96
Asiatics	283	..	189	173	110
Total	621	..	380	357	264

The percentage of withdrawals appears to be high and is misleading, in so much as it creates the impression that the prosecution finds itself unable to proceed with its cases, owing to some flaw in the case or owing to insufficient evidence. In actual fact, however, the great majority of the withdrawals is due to the inability of the Police to serve process for appearance upon the accused.

EMPLOYERS' CARD INDEX.

The overhaul of the card index was continued during the year and a further 228 cards and files of defunct or retired employers were removed.

The index now consists of 15,566 cards, as analysed in Table 11, by district and by race.

TOURS OF INSPECTION.

Nil, shortage of funds and other circumstances precluded any inspection being carried out.

LABOUR STATISTICS.

The usual monthly schedules of native employment were compiled, as formerly, until July, 1933. After that period I was unable to continue this compilation owing to shortage of staff. It has since been possible to carry on this compilation,

by a count of inward and outward movements and a percentage allocation by tribe, based upon several years' averages of the tribal employment distribution.

Tables 12 and 13 show respectively the number calculated to be in employment, throughout the year—and the total inward and outward movements reported.

The average number of natives reported in employment during 1933, was 141,085, with an average inward and outward movements of 17,082 and 15,707. This compares very favourably with previous years, since the depression, and, in my opinion, appears to indicate a definite upward movement.

This contention is strongly supported by Table 14, which shows that during the last prosperous year (1929) an average of 160,076 men were at work monthly, that this figure decreased fairly consistently until it reached its minimum, with 126,787 employees in January, 1932, since when employment has risen, equally consistently, to the present level.

Table 15 is a further analysis of the working population, by tribe, showing the tendency to work, exhibited by the various tribes.

CONTRACTED LABOUR.

All copies of attested contracts of service are forwarded to this office for record and analysis. 479 such contracts were received and recorded.

Monthly schedules of the resultant analysis were compiled for the information of the Principal Labour Inspector and Table 16, attached hereto, is the annual compilation of the twelve monthly schedules.

PROSECUTIONS FOR OFFENCES CONTRA THE NATIVE REGISTRATION ORDINANCE.

A summary of all convictions recorded against all persons during 1933, for contravening the provisions of the Native Registration Ordinance, obtained through the courtesy of the Registrar of the Supreme Court, is republished herein as Table 17.

This shows a total of 3,796 prosecutions resulting in 3,532 convictions and 264 acquittals.

Table 17a is a comparative summary of the total number of persons convicted under the Native Registration Ordinance, since 1922, compiled from the yearly Court analysis.

The racial incidence of these convictions is as shown below :—

RACIAL INCIDENCE OF CONVICTIONS UNDER THE NATIVE REGISTRATION ORDINANCE DURING 1933

RACES	Number of Effective cards	Number of Convictions	Percentage		Remarks
			1933	1932	
Europeans	6,477	210	% 3.23	% 4.28	Number of known effective employers, <i>vide</i> summary of table II.
Asians and Others ..	6,299	230	3.65	4.02	Number of known effective employers, <i>vide</i> summary of table II.
Africans ..	902,225 (1933)	3,092	0.34	0.52	Effectives still on record <i>vide</i> Table 4; Theoretical effectives. <i>vide</i> Table 5,
Africans ..	775,485 (1932)		0.40	0.60	
TOTAL	3,532			

The Department was responsible for lodging 1,787 complaints against various persons—634 being against employers and 1,153 against natives.

The respective figures for 1932, were 1,073 and 1,327.

The results obtained by these prosecutions are tabulated below:—

"A"
PROSECUTIONS UNDER THE NATIVE REGISTRATION
ORDINANCE INSTITUTED BY THE DEPARTMENT IN
1933 AGAINST EMPLOYERS

CLASS OF EMPLOYERS	Sections under which Charged	Summonses issued	Pending	Held	Convicted	Withdrawn
NAIROBI—						
Europeans	6 (1)	5	..	5	4	1
Asiatics	6 (1)	4	..	4	4	..
Europeans	9 (1)	89	..	40	40	49
Asiatics	9 (1)	29	..	21	20	9
Europeans	10 and 18
Asiatics	10 and 18	2	..	2	..	2
Europeans	13 (3)
Asiatics	13 (3)	1	..	1	..	1
Total Nairobi Convictions	..	130	..	73	68	62
OTHER DISTRICTS—						
Europeans	6 (1)
Asiatics	6 (1)
Europeans	9 (1)	220	..	130	124	96
Asiatics	9 (1)	283	..	189	173	110
Europeans	10 and 18
Asiatics	10 and 18
Europeans	13 (3)
Asiatic	13 (3)
Europeans	13 (5)
Asiatics	13 (5)	1	..	1	..	1
Total Other District	..	504	..	320	297	207
GRAND TOTAL	..	634	..	393	365	269

"B"
PROSECUTIONS UNDER THE NATIVE REGISTRATION
ORDINANCE INSTITUTED BY THE DEPARTMENT IN
1932 AGAINST AFRICANS

FORM NO.	Traced	Arrested	Convicted	Discharged or Withdrawn	Pending
N.A.D. 26	342	203	185	3	15
N.A.D. 59	684	684	562	93	29
N.A.D. 34	74	40	35	1	4
N.A.D. 47
By Letters	53	42	38	2	2
TOTAL	1,153	969	820	99	50

EXPENDITURE AND REVENUE.

The Departmental votes sanctioned for this Department in 1933, totalled £15,132, allocated as follows:—

Native Registration Section	£8,906
Central Finger Print Bureau	6,226

Total ... £15,132

against which the following expenditure was incurred:—

NATIVE REGISTRATION SECTION	Estimated Expenditure	Actual Expenditure	Savings
Personal Emoluments	£ 1,200 0 0	£ 7,562 5 45	£ 647 14 55
Other Charges	696 0 00	601 1 27	94 18 63
Total	8,906 0 00	8,163 6 72	742 13 18
CENTRAL FINGER PRINT BUREAU			
Personal Emoluments	5,006 0 00	5,340 15 23	465 4 77
Other Charges	420 0 00	375 14 62	44 5 38
Total	6,226 0 00	5,716 9 85	509 10 15
TOTAL DEPARTMENTAL COST AND SAVINGS	15,132 0 00	13,879 16 57	1,252 3 33

REVENUE.

The fees collected during the year for miscellaneous services amounted to £1,395/9/0, as follows:—

	Estimated Revenue	Actual Revenue	Deficit
Registration and Renewal fees	£ 1,200 0 00	£ 1,016 14 00	£ 183 6 00
Kipande containers	450 0 00	378 15 00	71 5 00
TOTAL	1,650 0 00	1,395 9 00	254 11 00

reflecting a deficit of £254/11/0 on Estimated Revenue.

The nett cost of the Department for the year 1933 was therefore £12,484/7/67, thus bringing the total cost of operating the Ordinance since its inception to £200,639.

REGISTRATION OFFICERS.

A—*Honorary Registration Officers.*—I have no change to report in the ranks of the Honorary Registration Officers who have continued to carry out their honorary duties in the most creditable manner.

B—*Police Officers.*—These Registration Officers, notwithstanding the additional work which has devolved upon them as a result of retrenchment in the Force, have continued to function as heretofore.

Both classes of Honorary Registration Officers have helped very materially in the progress of Registration and their labours have been most keenly appreciated, both by the employers and by the employees who have thus been saved the very long journeys they had to undertake, at one time, to attend to Registration matters.

THE NATIVE REGISTRATION (CASUAL LABOURERS) RULES, 1926.

The Nairobi Municipal Council notified the Department of the grant of 404 licences to casual labourers and petty traders, as analysed below:—

1933	Ricksha Boys	Casual Labourers	Total	Identified as Correct	Unidentified	Total
January ..	—	30	30	23	7	30
February ..	—	32	32	23	9	32
March ..	—	37	37	26	11	37
April ..	6	30	36	23	13	36
May ..	—	38	38	23	15	38
June ..	4	29	33	20	13	33
July ..	—	33	33	30	3	33
August ..	—	33	33	31	2	33
September ..	4	32	36	26	10	36
October ..	—	32	32	26	6	32
November ..	—	31	31	24	7	31
December ..	—	33	33	27	6	33
TOTAL ..	14	390	404	302	102	404

CORRESPONDENCE.

8,075 communications were received by the Native Registration Section during the year, and 1,790 were sent out.

CENTRAL FINGER PRINT BUREAU.

STAFF.

Mr. W. W. C. Burgess was in charge of the Bureau until the end of the year, when he retired on pension.

The Asian staff which had been reduced during the previous year, consisted of twenty-five trained finger print clerks until the 29th June. On that date, notices of Government's intention to terminate their appointments were served upon all Asian members of the staff. Some elected to proceed on leave immediately, the majority remained on duty pending Government's reconsideration of the Expenditure Advisory Committee's recommendation to abolish the Department.

A final decision to retain Native Registration was reached during the latter part of September and on the 2nd of October, 1933, ten of the twenty-five notices were cancelled, and the clerks concerned were re-appointed to their posts. One of these clerks who was due for leave, proceeded to India, where he died shortly after landing, and in consequence, a further notice was withdrawn.

Of the remaining fifteen clerks, three were found employment in other Government Departments, one obtained a post with the Tanganyika Territory Police, and the remainder have expressed their desire to return to India at some future date.

Absence from duty, on leave and through various causes, amounted to 2,250 days, made up as follows:—

No. of clerks	Vacation leave	Local leave	Sick leave	Other days	Total	Remarks
25	1,660	254	248	68	2,250	3 Transferred. 1 Died.

At the end of the year only eight men remained on duty.

IDENTIFICATIONS BY FINGER PRINTS.

Identifications established by finger prints in connection with the Native Registration Ordinance, Registration of Domestic Servants Ordinance and Public and Governmental inquiries, totalled 72,687. Details of these are given on the 'Return of Work performed by the Central Finger Print Bureau for the year 1933', appended hereto (Appendix A).

POSTHUMOUS IDENTIFICATIONS.

1,987 deaths of registered male natives were officially reported to the Department. Only 266 of these reports, however, were supported by the finger impressions of the deceased, from which 240 identities were definitely established, the remainder being too blurred or too badly taken to permit of identification.

REGISTRATION OF DOMESTIC SERVANTS.

2,335 records were added to the collection of finger prints of domestic servants, which now totals 18,102.

2,095 were finger prints of persons who had not previously been registered as domestic servants, 13 were re-registrations and 240 were of natives against whom convictions had previously been recorded. The last number does not necessarily mean that Registration has been refused in such cases—it merely shows the existence of past criminal records.

MISCELLANEOUS IDENTIFICATIONS.

Various Government Departments, The Ministry of Pensions, Municipalities, Banks, etc., frequently request this Department to establish, or confirm, or disprove the identity or alleged identity of persons with whom they have come in contact during their respective operations.

50,663 such identifications were carried out by the Bureau during 1933. Many of these identifications represent the comparison of two thumbs in cases where the identity of the individuals concerned was in doubt. These identifications led to the discovery of 206 cases of natives who were in possession of Registration Certificates which were not their own.

Appendix "A" shows in detail the number of finger prints received from all districts and the identifications made under the Native Registration and Registration of Domestic Servants Ordinance.

CORRESPONDENCE.

1,517 communications were received by the Central Finger Print Bureau during the year and 1,428 were sent out.

THE REGISTRATION OF DOMESTIC SERVANTS ORDINANCE.

A separate Report has been submitted for this service, by the Deputy Registrar of Domestic Servants.

CONCLUSION.

In conclusion I would thank the various officers of Government with whom my duties have brought me in contact during the year, for their invariable courtesy and assistance, also the Honorary Registration Officers, for the efficient manner and generous way in which they have carried out their irksome duties.

I would also particularly thank the officers and staff of my Department for the cheerful manner in which they have faced a year of unprecedented anxiety and hardship.

To many of them 1933 proved to be the end of their career with Government, and although they were given their notice in June, the majority of them remained on duty practically until the end of the year, and I think a special word of thanks and of praise is due to them for so doing.

A. E. T. IMBERT,

Chief Registrar of Natives.

TABLE I

TOTAL NUMBER OF REGISTRATIONS AND RE-REGISTRATIONS EFFECTED AT ALL STATIONS DURING 1933

PROVINCE AND DISTRICT	Permanent Registrations	Temporary Registrations	Total
COAST—			
Digo	306	84	390
Mombasa	136	884	1,020
Kilifi	346	11	357
Malindi	94	7	101
Lamu
Kipini
Teta	183	50	233
Provincial Total	1,065	1,036	2,101
CENTRAL—			
Machakos	1,271	93	1,364
Kitui	969	18	987
Nairobi	1,960	1,960
Kyambu	1,200	435	1,635
Fort Hall	1,196	58	1,254
Nyeri	1,916	78	1,994
Embu	374	..	374
Meru	886	16	902
Provincial Total	7,812	2,658	10,470
RIFT VALLEY—			
Naivasha	583	583
Laikipia	157	157
Nakuru	1,089	1,089
Ravine	2	..	2
Baringo	178	2	180
Nandi	1,621	18	1,639
Uasin Gishu	111	111
Elgeyo	169	2	171
Marakwet	72	..	72
Trans-Nzoia	1,423	1,423
Provincial Total	2,042	3,385	5,427
NYANZA—			
Central Kavirondo	4,110	841	4,951
North Kavirondo	3,170	74	3,244
South Kavirondo	2,365	102	2,467
Kericho	837	40	877
Provincial Total	10,482	1,057	11,539

TABLE I—(Contd.)

TOTAL NUMBER OF REGISTRATIONS AND RE-REGISTRATIONS EFFECTED AT ALL STATIONS DURING 1933

PROVINCE AND DISTRICT	Permanent Registrations	Temporary Registrations	Total
MASAI—			
Narok, Ngong and Kajiado	131	44	175
Provincial Total	131	44	175
TURKANA—			
West Suk	476	26	502
Provincial Total	476	26	502
GRAND TOTAL	22,008	8,206	30,214

NOTE:—It has not been found practicable, except in Table I above, and Table II, to analyse the various district activities, in connection with the Native Registration Ordinance, according to the new Provincial and District divisions.

In reading Tables 5, 6, 12, 15 and 16, the following should be taken into consideration:—

1. Kikuyu and Ukamba Provincial totals, less the Voi figures, become the Provincial totals for the Central Province.
2. Ravine, ceases to exist and all permanent Registration of Natives residing in that district are classed as Baringo Registrations.

TABLE 2
REGISTRATIONS EFFECTED MONTHLY AT EACH STATION DURING THE YEAR 1933

PROVINCE AND DISTRICT	Jan.	Feb.	March	April	May	June	July	August	Sept.	Oct.	Nov.	Dec.	Total	Average
COAST—														
Digo	64	50	41	33	49	32	16	28	17	20	14	14	390	32
Lumbasi	109	131	51	46	80	96	92	89	43	81	88	114	1,020	85
Kuini	92	56	56	11	38	19	26	73	12	32	21	..	357	30
Maliadi	4	5	1	..	9	12	..	8	..	11	28	..	101	8
Lamu-Tana Kiver
Voi (Feia)	..	28	31	22	28	7	13	13	5	15	27	28	233	18
CENTRAL—														
Mechakos	163	134	116	207	130	72	77	89	58	81	117	120	1,364	114
Kitui	88	19	29	75	54	11	57	115	68	119	79	143	937	82
Nairobi	198	195	141	77	238	101	104	143	143	145	167	206	1,960	163
Kiambu	118	174	120	84	174	139	121	121	141	129	131	133	1,638	136
Fort Hall	55	90	126	85	136	214	135	1,254	105
Nyeri	77	160	55	63	118	34	65	300	401	176	448	37	1,994	166
Enabu	..	77	59	103	39	42	69	31	13	18	44	41	374	31
Meru	39	131	125	53	144	62	78	78	58	43	52	46	902	75
EAST VALLEY—														
Naiweke	27	27	21	30	55	101	82	40	67	46	57	30	583	49
Lalipira	6	10	5	28	26	22	13	15	10	9	8	9	355	13
Nakuru	37	63	119	139	85	119	102	106	74	93	79	73	1,089	91
Baringo	2
Nandi	6	1	13	8	14	33	29	29	14	11	9	13	180	15
Uasin Gishu	34	268	101	120	115	107	52	19	308	135	128	111	1,439	137
Elgeyo	13	9	11	14	14	23	11	8	8	7	6	6	111	9
Marakwet	39	34	27	171	14
Trans-Naricha	97	121	126	105	127	110	149	141	89	103	113	142	1,623	135

TABLE 2—(Contd.)
REGISTRATIONS EFFECTED MONTHLY AT EACH STATION DURING THE YEAR 1933

PROVINCE AND DISTRICT	Jan.	Feb.	March	April	May	June	July	August	Sept.	Oct.	Nov.	Dec.	Total	Average
NWANZA—														
Central Kavirondo	301	473	463	480	508	512	421	374	358	313	483	275	4,951	413
North Kavirondo	170	354	332	338	360	282	219	177	128	307	219	259	3,244	270
South Kavirondo	180	196	286	242	222	206	212	142	185	206	197	183	2,467	206
Kericho	28	58	59	90	90	67	53	102	..	200	91	129	877	73
TURKANA—														
West SUE	36	29	30	6	3	20	62	31	26	17	41	201	502	42
MASAI—														
Narok-Kajiado	21	16	17	18	10	12	14	6	26	19	1	15	176	15
TOTAL	2,044	2,772	2,396	2,561	2,893	2,473	2,354	2,842	2,338	2,810	2,863	2,468	30,214	2,518

TABLE 3
ESTIMATED-CORRECTED TOTAL OF EFFECTIVE REGISTRATIONS COMPUTED ON A DEATH RATE OF 20 PER 100

Period During October, 1919 to 31st December, 1933	Total Number of Registrations Effected		INEFFECTIVES			Total Number of Effectives Remaining		
	During Year	Total to end of Year	Re-registrations During Year	Deaths During Year	Total to end of Year	Total Number of Ineffectives	Total to end of Year	
							For Year	Remaining
October, 1919 to 1920..	194,874	194,874	4,218	3,813	3,813	8,031	186,843	186,843
1921 ..	194,758	389,632	16,082	7,310	7,310	31,423	358,209	358,209
1922 ..	93,469	483,101	16,394	8,705	19,823	56,522	426,579	426,579
1923 ..	70,209	553,310	17,390	9,588	29,416	83,500	469,810	469,810
1924 ..	59,225	612,535	15,997	10,261	39,677	109,758	502,777	502,777
1925 ..	70,100	682,635	19,404	11,069	50,746	140,231	542,404	542,404
1926 ..	71,286	753,921	19,089	11,892	62,638	171,212	582,709	582,709
1927 ..	67,907	821,828	3,627	12,940	75,578	187,779	634,049	634,049
1928 ..	56,980	878,778	3,375	13,752	89,330	204,906	673,872	673,872
1929 ..	52,523	931,301	3,528	14,457	103,787	222,891	708,410	708,410
1930 ..	49,754	981,055	6,304	15,037	118,824	244,232	736,823	736,823
1931 ..	38,857	1,019,912	5,936	15,395	134,219	265,563	754,349	754,349
1932 ..	30,271	1,050,183	4,804	15,596	149,815	285,963	764,220	764,220
1933 ..	30,214	1,080,397	3,123	15,826	165,641	304,912	775,485	775,485

TABLE 4
TOTAL NUMBER OF EFFECTIVE REGISTRATIONS REMAINING AS AT 31ST DECEMBER, 1933
ACCORDING TO OUR RECORDS

Period During October, 1919 to 31st December, 1933	Total Number of Registrations Effected		INEFFECTIVES			Total Number of Effectives Remaining		
	During Year	Total to end of Year	Re-registrations During Year	Deaths During Year	Total to end of Year	Total Number of Ineffectives	Total to end of Year	
							For Year	Remaining
October, 1919 to 1920..	194,874	194,874	4,218	435	435	4,653	190,221	190,221
1921 ..	194,758	389,632	16,082	1,779	2,214	22,514	367,118	367,118
1922 ..	93,469	483,101	16,394	3,280	5,494	42,188	440,913	440,913
1923 ..	70,209	553,310	17,390	3,666	9,160	63,244	490,066	490,066
1924 ..	59,225	612,535	15,997	3,182	12,342	82,423	530,112	530,112
1925 ..	70,100	682,635	19,404	2,735	15,077	104,562	578,073	578,073
1926 ..	71,286	753,921	19,089	3,632	18,709	127,283	626,638	626,638
1927 ..	67,907	821,828	3,627	3,523	22,232	134,433	687,395	687,395
1928 ..	56,980	878,778	3,375	3,034	25,266	140,842	737,936	737,936
1929 ..	52,523	931,301	3,528	3,061	29,327	147,431	783,870	783,870
1930 ..	49,754	981,055	6,304	3,153	31,460	156,888	824,167	824,167
1931 ..	38,857	1,019,912	5,936	2,774	34,254	165,598	854,314	854,314
1932 ..	30,271	1,050,183	4,804	2,660	36,914	173,052	877,121	877,121
1933 ..	30,214	1,080,397	3,123	1,987	38,901	158,172	902,225	902,225

TABLE 6
RENEWALS (TEMPORARY REGISTRATION PERMITS) JANUARY, 1933 TO DECEMBER, 1933

PROVINCE AND STATION	Jan.	Feb.	March	April	May	June	July	August	Sept.	Oct.	Nov.	Dec.	Total
COAST—													
Digo ..	19	13	9	10	9	8	4	9	14	9	3	3	110
Mombasa ..	64	57	63	36	58	59	48	39	38	52	44	27	585
Kilifi ..	9	5	7	3	5	6	10	8	8	15	3	1	82
Malindi ..	7	3	8	8	6	7	2	6	4	3	15	1	62
Lamu
Kipini
Provincial Total	99	78	79	57	78	80	61	64	64	79	68	32	839
UKAMBA—													
Mechakos ..	34	46	62	42	71	22	49	28	35	33	37	35	494
Kihui ..	8	13	16	10	9	12	6	12	13	16	11	14	140
Voi ..	4	8	12	9	14	5	8	9	10	11	7	5	102
Provincial Total	46	67	90	61	94	39	63	49	58	60	55	54	736
KIKUYU—													
Nairobi ..	157	139	164	139	150	139	167	120	123	133	154	122	1,707
Kyanbu ..	113	104	84	82	112	113	114	89	109	116	119	100	1,285
Fort Hall ..	86	96	108	98	89	85	78	72	87	87	90	106	1,064
Nyeri ..	109	127	168	120	129	70	96	81	109	99	57	9	1,264
Embu ..	112	10	13	15	17	8	18	11	12	15	20	14	160
Meru ..	21	34	27	30	28	17	26	18	12	15	20	14	262
Provincial Total	498	510	501	484	534	445	501	401	436	463	501	444	5,718
MASAI—													
Narok, Ngong and Kajiado	7	12	5	9	4	7	9	10	8	12	7	8	98
NAIVASHA—													
Naivasha	26	22	28	29	36	37	26	24	30	14	23	32	327
Laisapi	1	1	1	5	9	6	8	2	3	7	2	3	52

TABLE 6—(Contd.)
RENEWALS (TEMPORARY REGISTRATION PERMITS) JANUARY, 1933 TO DECEMBER, 1933

PROVINCE AND STATION	Jan.	Feb.	March	April	May	June	July	August	Sept.	Oct.	Nov.	Dec.	Total
RIFT VALLEY—													
Nakuru ..	65	45	97	63	95	92	68	69	56	67	76	78	871
Karuri ..	11	3	10	10	14	16	7	5	7	10	15	14	122
Baringo ..	2	1	1	1	1	4	3	3	2	5	4	3	30
Provincial Total	78	49	108	74	110	112	78	77	65	82	95	95	1,023
NZOKA—													
Nandi ..	20	29	27	42	31	38	29	39	28	26	38	28	375
Usisu Gishu ..	26	34	33	31	43	39	43	25	11	28	24	12	356
Marakwet ..	1	1	1	1	1	2	2	4	6	1	3	4	14
Egeryo ..	6	1	2	2	2	4	4	6	4	1	3	1	32
Tana-Nzoka ..	47	55	51	52	56	46	45	24	58	34	34	37	539
Provincial Total	100	119	113	132	130	127	122	92	111	89	99	82	1,316
NYANZA—													
Central Kavirondo ..	194	197	253	219	291	245	246	255	187	197	252	192	2,728
North Kavirondo ..	146	197	200	154	202	184	155	146	109	149	149	114	1,928
South Kavirondo ..	72	75	95	72	81	87	75	56	68	56	74	50	861
Kericho ..	42	40	53	37	49	59	66	59	67	68	50	77	687
Provincial Total	454	509	601	482	623	575	542	516	431	470	548	433	6,184
TURKANA—													
West Suk	2	2	3	1	1	2	1	8	5	4	4	33
TOTAL	1,309	1,369	1,532	1,336	1,619	1,429	1,412	1,236	1,214	1,281	1,402	1,187	16,326

TABLE 7
SCHEDULE SHOWING NUMBER OF MONTHLY LABOUR RETURNS RECEIVED FROM DIFFERENT CLASSES OF EMPLOYERS, AND NIL RETURNS

1933	EUROPEANS			GOANS AND SEYCHELLOIS			ASIATICS AND SOMALIS			TOTALS			% of Nil Returns
	Move-ments	Nil	Total	Move-ments	Nil	Total	Move-ments	Nil	Total	Move-ments	Nil	Total	
January	2,987	1,730	4,717	277	230	507	1,593	626	2,219	4,857	2,586	7,443	34.74
February	3,055	1,586	4,641	272	260	532	1,424	790	2,214	4,751	2,636	7,387	35.68
March	3,226	1,579	4,805	265	264	529	1,544	843	2,387	5,035	2,686	7,721	34.79
April	3,172	1,772	4,944	290	255	545	1,519	882	2,401	4,966	2,909	7,875	36.94
May	3,213	1,827	5,040	290	237	527	1,512	908	2,420	5,015	2,972	7,987	37.21
June	3,075	1,786	4,861	264	242	506	1,504	911	2,415	4,843	2,939	7,782	37.77
July	3,045	1,589	4,634	259	242	501	1,459	815	2,274	4,363	2,646	7,009	35.71
August	2,913	1,722	4,635	201	217	418	1,202	977	2,179	4,316	2,916	7,232	40.32
September	2,744	1,903	4,647	246	247	493	1,293	967	2,268	4,311	3,117	7,428	41.96
October	2,729	1,819	4,548	255	255	510	1,293	977	2,270	4,277	3,051	7,328	41.63
November	2,823	1,767	4,590	229	293	522	1,256	969	2,225	4,308	3,029	7,337	41.28
December	2,840	1,797	4,637	228	257	485	1,318	891	2,209	4,386	2,955	7,341	40.25
TOTAL	35,822	20,877	56,699	3,061	3,009	6,070	16,945	10,556	27,501	55,828	34,442	90,270	38.15
AVERAGE	2,985	1,740	4,725	255	251	506	1,412	879	2,391	4,652	2,870	7,522	37.45

TABLE 8
EXTENDED ANALYSIS OF MONTHLY SUBMISSION OF RETURNS BY DIFFERENT CLASSES OF EMPLOYERS

CLASS OF EMPLOYERS	No. of Index Cards	Average Monthly Submission	Percentages		Showing Move-ments	" Nil " Returns	Total	Percentage of " Nil " Returns	
			1933	1932				1933	1932
			Europeans	6,752				4,725	69.98%
Goans and Seychellois	607	506	62.70%	41.43%	3,061	3,009	6,070	49.57	43.57
Asians, Arabs and Africans	5,492	2,391	43.54%	34.58%	16,945	10,556	27,501	38.38	33.61
Total Public	13,051	7,522	57.64%	50.10%	55,828	34,442	90,270	83.15	35.26
Total Government Depts.	324								
Total Municipality	20	493	96.66%	94.10%	5,910	..	5,910
Total Railway Administration	166								
GRAND TOTAL	13,561	8,015	59.10%	51.52%	61,738	34,442	96,180	35.81	33.19

TABLE 9
MONTHLY LABOUR RETURNS RECEIVED DURING THE YEAR 1933

DISTRICTS	Jan.	Feb.	March	April	May	June	July	August	Sept.	Oct.	Nov.	Dec.	Total	Average
Nairobi ..	2,995	2,988	3,216	3,132	2,909	2,989	2,849	2,936	2,849	2,844	2,844	2,834	35,504	2,959
Mombasa ..	762	738	712	744	779	719	719	715	739	712	715	717	8,776	731
Narawa ..	163	184	154	200	195	187	174	175	156	181	173	251	2,193	183
Nakuru ..	263	223	704	379	604	781	746	561	579	580	574	502	6,476	540
Eldoret ..	563	541	504	528	541	540	490	490	501	492	521	502	6,241	520
Rumuruti ..	81	80	83	69	65	84	70	81	64	103	87	87	962	82
Kisumu ..	414	400	375	376	384	386	381	347	367	370	356	372	4,528	377
Kakamega ..	395	413	420	468	477	463	440	436	439	433	414	426	5,224	437
Kisumu ..	314	298	305	336	304	275	274	222	238	220	215	201	3,199	267
Kisumu ..	30	29	48	51	58	58	55	58	56	51	49	49	601	50
Kericho ..	132	121	121	145	140	133	122	118	118	105	117	115	1,494	124
Nandi ..	3	3	32	42	32	38	29	28	2	6	13	8	381	32
Eldama Ravine ..	25	25	18	26	17	28	4	2	6	6	13	8	156	13
Kabarnet ..	11	12	7	8	8	8	5	5	9	9	2	2	80	7
Ngong-Kaitado ..	44	47	34	64	43	42	40	51	25	53	47	44	534	44
Narok ..	143	127	129	119	129	124	112	129	132	153	122	131	1,550	129
Machakos ..	10	16	10	9	11	12	11	11	6	14	18	14	140	12
Kisumu ..	471	509	483	482	442	457	250	397	411	404	482	415	5,800	482
Kyambuu ..	188	185	191	203	211	230	239	226	237	246	240	247	2,792	232
Fort Hall ..	185	207	209	216	213	198	186	202	189	199	215	225	2,462	205
Thika ..	202	210	209	216	213	198	186	202	189	199	215	225	2,462	205
Nyeri ..	2	6	3	4	2	5	5	2	2	2	5	6	44	4
Nyuru ..	35	27	33	27	29	25	20	26	19	24	26	19	308	26
Meru ..	41	39	42	46	38	39	39	32	46	43	35	52	482	40
Voi ..	17	15	17	13	14	14	19	25	21	25	18	18	211	18
Kilifi ..	17	15	17	13	14	14	19	25	21	25	18	18	211	18
Kwale, Malindi and Lamu ..	40	37	37	32	31	32	22	29	23	27	33	26	365	30
Total Public ..	7,443	7,387	7,721	7,675	7,967	7,752	7,409	7,232	7,428	7,328	7,337	7,341	90,270	7,522
Total Government ..	509	480	508	491	529	504	519	491	486	400	502	400	5,910	493
GRAND TOTAL ..	7,952	7,867	8,229	8,366	8,516	8,286	7,928	7,723	7,914	7,728	7,839	7,932	96,180	8,015

DISTRICT	AVERAGES												1933
	1922	1923	1924	1925	1926	1927	1928	1929	1930	1931	1932	1933	
Nairobi ..	1,794	1,752	1,657	1,717	1,622	1,920	1,990	2,391	2,571	2,787	3,111	2,787	2,959
Mombasa ..	595	534	522	519	577	526	570	762	765	734	720	734	731
Narawa ..	172	137	137	137	146	147	169	169	188	189	185	189	183
Nakuru ..	372	394	337	420	440	445	423	489	528	532	590	510	540
Eldoret ..	157	321	396	400	453	530	531	509	518	518	510	510	520
Kisumu ..	133	177	182	221	269	324	321	389	398	404	394	377	435
Kisumu ..	436	451	401	381	341	350	341	369	358	400	407	435	435
Kisumu ..	38	38	35	30	34	41	41	38	41	61	63	68	267
Kisumu ..	44	39	39	34	24	27	35	35	35	33	34	34	30
Kisumu ..	144	70	70	80	76	83	77	103	128	131	139	139	124
Kisumu ..	27	23	16	17	9	22	22	34	38	35	30	35	22
Kisumu ..	107	125	125	69	64	67	60	72	72	80	83	86	13
Eldama Ravine ..	73	57	20	17	20	14	27	29	29	29	27	35	39
Kabarnet and Baringo ..	36	27	23	25	21	16	15	12	10	10	10	10	12
Ngong and Kajiado ..	162	141	166	177	177	140	151	145	145	151	151	151	14
Narok ..	15	36	43	33	19	19	46	49	49	50	50	50	42
Machakos ..	417	416	436	509	521	512	465	499	209	218	253	248	270
Kisumu ..	167	163	196	199	199	175	177	192	192	195	203	203	205
Fort Hall and Thika ..	132	125	118	110	150	143	143	143	143	143	143	143	143
Nyeri ..	18	13	8	8	9	5	5	5	5	5	5	5	3
Embu ..	17	10	10	24	17	17	17	14	14	14	14	14	26
Meru ..	45	35	37	42	49	51	43	37	33	33	33	39	26
Voi ..	26	32	36	30	30	22	26	32	46	54	45	45	40
Kilifi, Malindi, Digo, Lamu ..	26	32	36	30	30	22	26	32	46	54	45	45	40
TOTAL MONTHLY AVERAGE ..	5,144	5,181	5,073	5,378	5,525	5,680	5,694	6,680	6,904	7,261	7,658	7,522	7,522

115

TABLE II
NUMBER OF EMPLOYERS' INDEX CARDS IN THE YEAR 1953

District	EUROPEANS		GOANS		ASIATICS		TOTAL		GRAND TOTAL		Total Number of Cards in Index
	Effective	In-effective	Effective	In-effective	On leave	In-effective	On leave	In-effective	Effective	In-effective	
Narobi ..	1,811	499	351	263	2,667	4	4,829	1,081	4,977	1,031	6,008
Mombasa ..	532	133	153	69	533	4	1,218	40	1,256	1,256	1,950
Nairobi ..	624	9	27	6	399	2	1,068	9	1,077	42	1,139
Elburg ..	532	9	70	22	1	10	1,088	1	1,097	171	894
Rumuruti ..	103	2	7	—	23	—	713	10	171	723	894
Kisumu ..	280	1	5	—	47	—	28	64	572	64	644
Kakamega ..	407	3	20	1	423	1	38	755	44	796	503
Kisumu ..	24	—	1	—	55	—	6	473	3	476	503
Kitale ..	130	—	1	—	20	—	7	149	2	165	173
Kitale ..	29	—	1	—	20	—	3	51	4	5	55
Kitale ..	6	—	3	—	12	—	14	62	20	82	101
Kisumu ..	89	3	2	—	122	—	14	193	3	193	223
Kitale ..	9	—	7	—	9	—	23	—	23	—	23
Kitale ..	504	—	20	—	232	—	45	110	7	115	120
Kitale ..	163	—	10	—	88	—	27	238	2	238	297
Kitale ..	209	—	16	—	79	—	12	334	2	336	397
Kitale ..	5	—	2	—	4	—	42	—	44	—	44
Kitale ..	26	—	4	—	64	—	94	—	94	—	96
Kitale ..	31	—	3	—	32	—	53	—	53	—	54
Total Public Police Officers ..	6,262	215	850	778	29	377	5,477	15	778	12,617	25,005
Police Officers ..	92	—	—	—	—	—	67	—	67	—	72
Administrative Officers ..	107	—	—	—	—	—	107	—	107	—	107
Missions ..	6,537	336	—	—	—	—	12,751	300	2,006	13,851	15,856
Government Depta. ..	36	—	—	—	—	—	20	—	20	—	20
Government Railway ..	166	—	—	—	—	—	166	—	166	—	166
GRAND TOTAL ..	7,047	215	850	778	29	377	5,477	15	778	13,261	25,005

ANALYSIS OF REGISTERED NATIVES EMPLOYED DURING 1953

Districts	1953												Total	Average	
	January	February	March	April	May	June	July	August	Sept.	October	Nov.	Dec.			
North Karisondo (Bantu)	21,947	23,942	23,546	23,428	24,046	24,050	23,925	23,282	23,522	23,550	24,028	23,937	23,513	23,801	23,801
North Karisondo (Kisii)	2,965	3,153	3,435	3,765	3,958	3,975	3,904	3,775	3,750	4,277	4,275	4,328	46,744	3,811	3,811
Central Karisondo (Kisii)	22,398	21,811	27,977	28,142	29,359	28,439	28,445	28,789	29,004	29,492	29,523	29,230	942,645	28,554	28,554
Kariso (Lumbwa)	5,942	6,115	6,092	6,021	5,907	5,803	5,730	5,712	5,611	5,637	5,655	5,651	70,086	5,940	5,940
Nzoia ..	5,649	5,557	5,534	5,422	5,422	5,491	5,509	5,530	5,652	5,672	5,768	5,952	67,158	5,696	5,696
Nandi (Nandi)	1,433	1,337	1,286	1,327	1,415	1,557	1,568	1,670	1,701	1,730	1,902	2,023	18,944	1,579	1,579
Marsabit (Marsabit)	607	578	568	588	582	617	712	757	719	705	821	1,035	8,289	691	691
North and South Turkana (North and South Turkana)	1,074	1,033	1,020	1,026	1,035	1,060	1,132	1,328	1,297	1,280	1,311	1,313	13,909	1,159	1,159
Rift Valley (Kisumu)	1,244	1,244	1,233	1,237	1,231	1,236	1,238	1,219	1,218	1,231	1,247	1,239	14,804	1,234	1,234
West-Baringo (Kisumu)	12,077	11,147	11,692	11,601	11,739	11,741	11,681	11,694	11,816	11,853	11,987	12,315	142,096	11,840	11,840
Kisumu (Kisumu)	13,360	13,603	13,616	13,500	13,579	13,572	13,560	13,562	13,562	13,562	13,562	13,562	142,712	13,476	13,476
Nyeri (Kisumu)	3,918	3,918	3,918	3,918	3,918	3,918	3,918	3,918	3,918	3,918	3,918	3,918	47,553	3,918	3,918
Meru (Meru)	2,605	2,571	2,163	2,133	2,527	2,742	2,576	2,464	2,464	2,464	2,473	2,532	29,783	2,460	2,460
Embu (Embu)	5,499	5,538	5,391	5,271	5,271	5,197	4,935	4,784	4,784	4,907	5,024	5,226	61,869	5,156	5,156
Machakos (Akaamba)	2,391	2,354	2,259	2,227	2,225	2,197	2,210	2,167	2,148	2,219	2,409	2,409	27,080	2,257	2,257
Coast (Coast)	884	1,015	1,093	1,248	1,315	1,588	1,619	1,528	1,573	1,541	1,563	1,546	16,713	1,393	1,393
Mombasa (Minor Coastal Tribes)	904	920	910	909	907	905	906	893	905	907	920	945	10,931	911	911
Lamu (Bantu)	1,097	1,203	1,157	1,135	1,124	1,156	1,168	1,133	1,133	1,165	1,160	1,138	14,025	1,169	1,169
Kwale (Digo/Digo-Duruma)	1,514	1,368	1,368	1,368	1,368	1,368	1,368	1,368	1,368	1,368	1,368	1,368	16,656	1,371	1,371
Kilifi (Malindi (Girama))	106	106	104	103	103	103	103	103	102	105	104	106	1,247	104	104
Northern Frontier Province	126,182	124,636	125,378	124,912	127,345	127,863	126,658	125,015	125,739	127,159	128,909	131,012	1,522,729	126,894	126,894
Kenya Totals ..	8,078	7,637	7,475	7,533	7,503	7,574	7,445	7,439	7,439	7,699	8,191	8,244	92,717	7,795	7,795
Zanzigania and Aden	6,334	6,261	6,304	6,314	6,314	6,232	6,308	6,355	6,464	6,462	6,960	6,969	77,494	6,450	6,450
GRAND TOTALS ..	140,589	140,792	139,276	138,691	141,092	141,610	140,540	139,015	139,642	141,510	144,060	146,195	1,693,030	141,085	141,085

TABLE 13

SCHEDULE SHOWING THE MONTHLY RATE OF ENGAGEMENTS AND OF DISCHARGES FOR THE YEARS 1929, 1930, 1931, 1932 AND MONTH BY MONTH, FOR THE PERIOD JANUARY 1933 TO DECEMBER, 1933

YEAR AND MONTH	LABOUR MOVEMENTS			Explanation and Remarks	
	Number Employed	Inward	Outward		
1929 ..	160,076	17,211	15,619	Average for the year ditto. ditto. ditto.	
1930 ..	157,359	18,112	17,615		
1931 ..	141,473	5,448	17,106		
1932 ..	132,089	17,176	15,227		
Average ..	147,749	16,987	16,392	Average for four years. Average increase p.m. = 295.	
				Increase	Decrease
1933					
January ..	140,589	19,055	17,465	1,590	..
February ..	140,729	15,971	14,919	1,052	..
March ..	139,276	16,297	16,972	..	675
April ..	138,691	15,431	15,179	252	..
May ..	141,092	18,794	15,542	3,252	..
June ..	141,618	17,486	16,106	1,390	..
July ..	140,540	15,331	15,561	..	230
August ..	139,015	16,730	17,416	..	686
September ..	139,642	16,687	15,217	1,470	..
October ..	141,510	16,296	13,574	2,722	..
November ..	144,060	18,446	15,027	3,419	..
December ..	146,195	18,458	15,501	2,957	..
TOTAL ..	1,693,020	204,982	188,479	18,094	1,591
AVERAGE	141,085	17,082	15,707

TABLE 14
COMPARATIVE TABLE OF REGISTERED NATIVES REPORTED IN EMPLOYMENT DURING THE YEARS, 1928-1933

MONTHS	1928	1929	1930	1931	1932	1933	Differential Monthly* Average for Six Years, 1928-33	Differences between Averages of 1933 and Corresponding Monthly Averages of Six Years	
								Over Corresponding Average	Under Corresponding Average
January	145,147	156,517	161,463	157,237	126,757	140,589	147,956	7,367	
February	142,532	154,968	154,318	154,651	126,795	140,792	146,340	5,548	
March	142,131	154,717	157,819	151,023	123,505	139,276	145,527	6,251	
April	148,622	159,269	159,749	149,767	130,523	138,691	147,639	8,948	
May	149,825	157,661	161,607	147,912	132,981	141,092	149,401	8,309	
June	159,267	157,661	160,456	144,629	132,664	141,618	151,049	9,431	
July	152,509	164,325	156,577	140,641	130,275	140,540	148,528	7,988	
August	152,204	160,902	152,869	135,239	129,548	139,015	145,513	6,498	
September	153,204	158,835	149,677	131,396	131,083	139,642	144,306	4,664	
October	155,460	158,574	146,200	130,225	135,681	141,510	144,980	3,470	
November	157,943	160,521	161,192	128,162	140,382	144,060	148,593	4,533	
December	156,316	161,928	160,379	126,796	139,847	147,195	143,910	2,715	
TOTAL	1,827,288	1,928,910	1,886,306	1,697,678	1,585,071	1,693,020	1,768,712	75,692	
Monthly Average	152,274	160,076	157,359	141,473	132,089	141,085	147,393	6,308	

TABLE 17
A SUMMARY OF CONVICTIONS AGAINST ALL PERSONS FOR OFFENCES UNDER THE NATIVE REGISTRATION OBTAINED FROM
THE JUDICIAL ANNUAL REPORT

NATURE OF CHARGE	Fine		Detention Camp in Default of Fine		Imprisonment in Default of Fine		Fine or Detention Camp		Fine and Perempment		Detention Camp		Perempment		Bound over or otherwise disposed of		Cautions		Repaired or Committed to House of Detention		Compensation or Wages Paid		Ball Estimated		Total Convictions			
	Male	F.	Male	F.	Male	F.	Male	F.	Male	F.	Male	F.	Male	F.	Male	F.	Male	F.	Male	F.	Male	F.	Male	F.	Male	F.		
EUROPEANS																												
Failing to endorse Registration Certificates																												
Mutilating Registration Certificate	9	4																										
Failing to report Labour Returns	135	12																										
Failing to report engagement of Natives after Withholding Registration Certificate of Native after award to enter engagement of Certificate																												
Refusing to enter engagement of Certificate																												
Willfully fail to enter endorsement of discharge																												
Engaging Native whose Certificate not bearing endorsement of discharge																												
Willfully depriving a Native of Certificate																												
Unlawfully destroying Registration Certificate																												
Making false entry on Registration Certificate																												
Engaging unregistered Native																												
Other offences																												
Total Europeans	146	22																										
ASIANS																												
Failing to endorse Registration Certificates																												
Unlawful possession of a Native's Certificate	35	1																										
Mutilating Registration Certificate																												
Failing to report Labour Returns	130																											
Failing to report engagement of Natives after Withholding Registration Certificate of Native after award to enter engagement of Certificate	8																											
Refusing to enter engagement of Certificate																												
Engaging a Native whose Certificate not bearing endorsement of discharge	2																											
Unlawfully depriving a Native of Certificate	3																											
Making false entry on Registration Certificate	2																											
Engaging unregistered Native	1																											
Other offences																												
Total Asiatics	184	1	2	2																								
Total																												
	184	1	2	2																								

TABLE 17—(Contd.)
A SUMMARY OF CONVICTIONS AGAINST ALL PERSONS FOR OFFENCES UNDER THE NATIVE REGISTRATION OBTAINED FROM
THE JUDICIAL ANNUAL REPORT

NATURE OF CHARGE	Fine		Detention Camp in Default of Fine		Imprisonment in Default of Fine		Fine or Detention Camp		Fine and Perempment		Detention Camp		Perempment		Bound over or otherwise disposed of		Cautions		Repaired or Committed to House of Detention		Compensation or Wages Paid		Ball Estimated		Total Convictions			
	Male	F.	Male	F.	Male	F.	Male	F.	Male	F.	Male	F.	Male	F.	Male	F.	Male	F.	Male	F.	Male	F.	Male	F.	Male	F.		
ASIANS																												
Failing to endorse Registration Certificates																												
Unlawful possession of a Native's Certificate	35	1																										
Mutilating Registration Certificate																												
Failing to report Labour Returns	130																											
Failing to report engagement of Natives after Withholding Registration Certificate of Native after award to enter engagement of Certificate	8																											
Refusing to enter engagement of Certificate																												
Engaging a Native whose Certificate not bearing endorsement of discharge	2																											
Unlawfully depriving a Native of Certificate	3																											
Making false entry on Registration Certificate	2																											
Engaging unregistered Native	1																											
Other offences																												
Total Asiatics	184	1	2	2																								
Total																												
	184	1	2	2																								

APPENDIX A
SUMMARY

RETURN OF WORK PERFORMED BY THE CENTRAL FINGER PRINT BUREAU FOR THE YEAR 1933

PROVINCE AND DISTRICT	FINGER PRINTS RECEIVED			IDENTIFICATIONS ESTABLISHED BY FINGER PRINTS			REGISTRATION OF DOMESTIC SERVANTS					
	Permanent Registrations	Temporary Registrations	Total	Re-registrations and Renewals	Dead Natives	Other Identifications	Total	Certificates of Identity Issued	Criminal Record	No previous criminal record	Re-registration	Total application
COAST—												
Diigo	306	84	390	224	3	482	719	4				
Mombasa	136	884	1,020	44	41	2,435	3,189	512				
Kilifi	56	357	413	123	4	308	435	6				
Malindi	94	1	101	69	2	194	265	2				
Provincial Total	882	986	1,868	1,076	50	3,482	4,608	524				
<i>Brought forward</i>	46,358	45,397	91,755	19,946	519	41,118	61,863	—				
UKAMBA—												
Machakos	1,271	93	1,364	522	8	1,434	1,964	26				
Kitui	969	18	987	175	8	796	979	9				
Teta	183	50	233	108	4	296	408	15				
Provincial Total	2,423	161	2,584	805	20	2,526	3,351	50				
<i>Brought forward</i>	104,246	8,978	113,224	14,609	282	24,018	39,079	—				
KILIMBU—												
Nairobi	1,960	435	2,395	1,829	51	6,468	8,338	1,314				
Kyambu	1,200	1,635	2,835	1,404	21	3,610	5,035	359				
Fort Hall	1,196	58	1,254	1,112	14	3,110	4,236	69				
Nyeri	1,916	78	1,994	1,371	14	3,295	4,680	118				
Embu	374	374	748	188	5	413	606	6				
Meru	886	16	902	300	8	740	1,046	9				
Provincial Total	5,572	2,547	8,119	6,204	113	17,626	23,943	1,875				
<i>Brought forward</i>	206,194	116,910	323,104	93,137	1,585	1,673,779	2,823,101	—	1,031	14,664	13	2,335

PROVINCE AND DISTRICT	FINGER PRINTS RECEIVED			IDENTIFICATIONS ESTABLISHED BY FINGER PRINTS			REGISTRATION OF DOMESTIC SERVANTS					
	Permanent Registrations	Temporary Registrations	Total	Re-registrations and Renewals	Dead Natives	Other Identifications	Total	Certificates of Identity Issued	Criminal Record	No previous criminal record	Re-registration	Total application
MAJARA—												
Ngong, Kajiado,	131		175	137	3	714	854	23				
Narok, Loitokitok	131		175	137	3	714	854	23				
Provincial Total	7,140	2,927	10,067	2,005	27	4,523	6,557	—				
<i>Brought forward</i>	583	583	1,166	364	2	943	1,309	84				
NAIVASHA—												
Naivasha	157	157	314	61	1	147	208	36				
Lalipua	740	740	1,480	425	2	1,090	1,517	120				
Provincial Total	14,995	14,995	29,990	5,332	16	8,447	13,795	—				
<i>Brought forward</i>	1,089	1,089	2,178	940	9	2,476	3,425	202				
RIFT VALLEY—												
Nakuru	2	2	4	2	3	396	523	24				
Narive	178	178	356	33	85	118	118	5				
Baringo	180	1,091	1,271	1,097	12	2,957	4,066	231				
Provincial Total	14,380	41,145	55,525	16,507	78	26,033	41,615	—				
<i>Brought forward</i>	1,621	1,621	3,242	847	1	1,105	1,953	12				
NZOIA—												
Nandi	111	111	222	360	2	1,068	1,430	120				
Usain Gishu	169	171	340	62	3	356	418	—				
Elgeyo	72	72	144	16	189	173	189	—				
Marakwet	1,423	1,423	2,846	590	3	1,370	1,963	150				
Trans-Nzoia	1,862	1,554	3,416	1,876	6	4,072	5,983	282				
Provincial Total	30,969	56,192	87,161	22,598	38	31,700	54,336	—				
<i>Brought forward</i>												

RETURN OF WORK PERFORMED BY THE CENTRAL FINGER PRINT BUREAU FOR THE YEAR 1933
SUMMARY—(Contd.)

PROVINCE AND DISTRICT	FINGER PRINTS RECEIVED			IDENTIFICATIONS ESTABLISHED BY FINGER PRINTS			REGISTRATION OF DOMESTIC SERVANTS					
	Permanent Registrations	Temporary Registrations	Total	Re-registers and Renewals	Dead Natives	Other Identifications	Total	Certificate of Identity Issued	Criminal Record	No previous Criminal Record	Re-regis- tration	Total appli- cation
NVAZEA—	4,110	841	4,951	3,283	18	7,392	10,693	314				
Central Kavirondo	3,170	74	3,244	2,597	8	5,042	7,547	82				
North Kavirondo	2,365	102	2,467	973	8	3,748	4,729	41				
South Kavirondo	837	40	877	535		1,925	2,860	86				
Kenicho												
Provincial Total	10,482	1,057	11,539	7,788	34	18,107	25,929	523				
Brought forward	292,573	56,451	349,024	86,834	858	130,755	218,447	—				
TURKANA—	476	26	502	42		89	131					
West Suk	4,764	564	5,328	633	2	786	1,421					
Brought forward	22,008	8,206	30,214	19,449	240	50,663	70,352	3,628	240	2,095	13	2,335
1933 Total	706,624	343,859	1,050,483	261,801	3,375	433,758	698,934	38,674	1,103	14,644	69	15,767
Brought forward from inception 1919	728,532	351,765	1,080,297	281,250	3,615	484,421	769,286	42,302	1,343	16,759	82	18,102
GRAND TOTAL												

NATIVE REGISTRATION DEPARTMENT
REGISTRATION OF DOMESTIC SERVANTS SECTION
ANNUAL REPORT 1933

The Registration of Domestic Servants Ordinance was in operation throughout the Nairobi Municipal Area and Kabete Ward, during the whole of 1933.

The Expenditure Advisory Committee in their Report to the Government recommended that the Registration of Domestic Servants Section should be abolished, on the grounds that the Section was not self-supporting.

The Select Finance Committee on Estimates, however, were of the opinion that the service could be made self-supporting by extension of the Ordinance to other centres during 1934 and their suggestion was approved by the Govern- ment.

The number of registrations effected during 1933 amounted to 2,346, bringing the total registrations up to December, 1933, to 18,178.

The number of pocket registers in circulation at 31-12-33 amounted to 16,823, made up as follows:—

Total number of Registrations to date	18,178
Less finger prints undergoing search	52
Total number of pocket registers allocated	18,126
Less cancellations "Not suitable for Domestic Employment"	530
Total number considered suitable for domestic service	17,596
Less deaths and other cancellations	144
Total number of effective registrations	17,452
Less pocket registers still unclaimed	288
Total number of pocket registers issued	17,164
Less temporary withdrawals "non-domestic"	341
Total number of pocket registers in circulation	16,823

Unfortunately, owing to the economic situation, many registered servants were unable to obtain work as domestics and returned to their reserves or obtained work as ordinary farm labourers.

Many employers cut down their domestic staff by 50 per cent, this of course entailed a considerable loss in revenue from the point of view of the registration of engagement fees, and also from initial registrations.

The total revenue for the year amounted to £775 as compared to £1,022 in 1932, showing a decrease of £247.

This is accounted for as stated above, by the decrease in registration of engagement fees and in the number of initial registrations.

The following comparative table is appended for information:—

	1932	1933	Increase	Decrease
	Shs.	Shs.	Shs.	Shs.
Initial issues @ 2/- ..	7,306	4,684	—	2,622
Registration fees @ 1/- ..	12,083	9,700	—	2,383
Duplicates @ 5/- ..	1,005	1,050	45	—
Duplicates @ 2/- ..	44	60	16	—
Total ..	20,438	15,494	61	5,005

The total expenditure for 1933 amounted to £1,410, whilst the revenue was £775, which resulted in a loss of £635. The corresponding figures for 1932 are as follows:—

£1,451—£1,022—£429.

During the year a number of prosecutions were taken up for infringements of the Registration of Domestic Servants Ordinance by employers.

The following table shows the result thereof:—

Prosecutions	Convictions	Acquittals	Withdrawals
36	33	—	3

Sixteen cases were taken against servants which resulted in thirteen convictions.

As stated in last year's report the most common form of offence is the alteration of employers' testimonials or the rate of wages by servants.

Most servants now realize that these alterations are, as a rule, easily detected.

A Kavirondo for a time enjoyed a profitable business by entering names of employers and testimonials in the first page of pocket registers of newly registered servants, who hoped thereby to obtain employment more easily and at a higher rate of wages than they would normally obtain.

This native filed in the correct names and addresses of actual employers, but the English used in the testimonials was so absurd that he was speedily detected through the agency of a native who had paid Sh. 10 for the false entry, and was aggrieved when he found the testimonial worthless, and promptly laid information against his accomplice.

The Kavirondo was tried and convicted and sentenced to a fine of Sh. 100 or eight weeks' hard labour.

The staff for the Section consisted of:—

- 1 European officer.
- 3 Asian clerks.
- 3 African clerks.
- 1 Office orderly.

This was reduced for reasons of economy to:—

- 1 European officer (part time).
- 2 Asian clerks.
- 3 African clerks.

During the year Mr. G. H. Booth was gazetted as a Deputy Registrar of Domestic Servants, *vice* Mr. A. E. T. Imbert, who proceeded on leave to England.

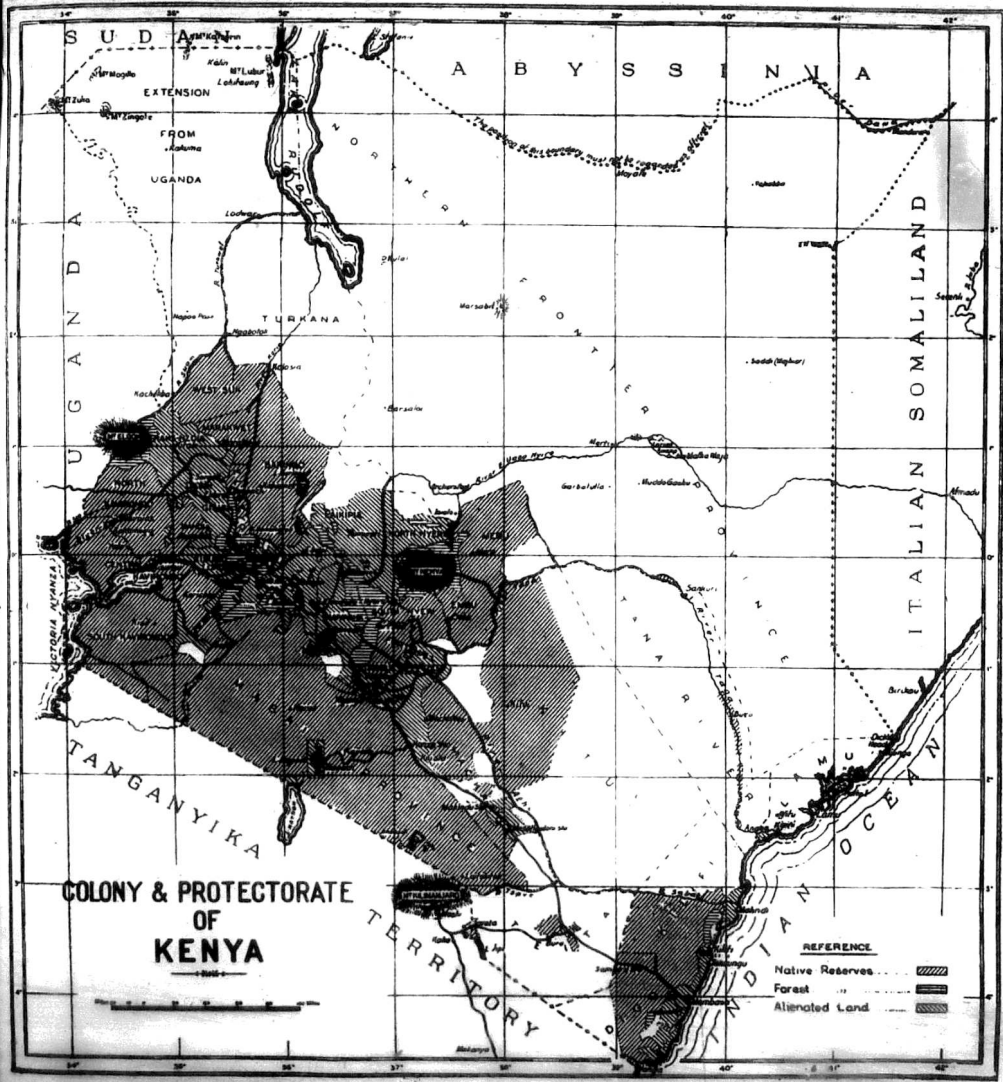
TESTIMONIALS BY EMPLOYERS.

On the whole the majority of employers are extremely fair towards their servants as regards the testimonials given and very few cases occur in which the Registrar has to challenge the character or testimonial given.

G. H. BOOTH;

Deputy Registrar of Domestic Servants.

124



**COLONY & PROTECTORATE
OF
KENYA**

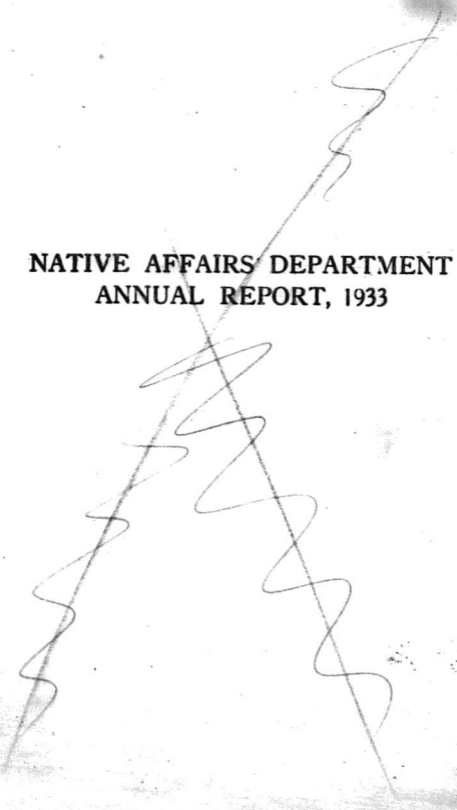
- REFERENCE
- Native Reserves
 - Forest
 - Alienated Land

127

n

1st

**NATIVE AFFAIRS DEPARTMENT
ANNUAL REPORT, 1933**



CONTENTS

CHAPTER	PAGE
I. STAFF	1
II. POLITICAL AND GENERAL	2
III. LOCAL NATIVE COUNCILS	31
IV. NATIVE TRIBUNALS	41
V. TRADE	47
VI. EDUCATION	53
VII. MEDICAL AND PUBLIC HEALTH	62
VIII. FORESTS	73
IX. AGRICULTURE	76
X. LIVE STOCK	87
XI. POLICE	91
XII. CRIME	94
XIII. PRISONS	98
XIV. PUBLIC WORKS	100
XV. LEGISLATION AFFECTING NATIVES	103
XVI. LAND	106
XVII. NATIVES IN NON-NATIVE AREAS	108
XVIII. NATIVES' TRUST FUND	111
XIX. TAXATION	112
CONCLUSION	112
PHOTOGRAPHS	<i>facing</i> 112
APPENDICES	
A—CREDIT BALANCES IN LOCAL NATIVE COUNCIL FUNDS	113
B—POST OFFICE SAVINGS BANK	113
C—COMPARISON OF NATIVE POPULATION AND TAXATION, 1932-1933	114
D—COMPARATIVE TABLE OF REVENUE AND EXPENDITURE OF LOCAL NATIVE COUNCILS IN 1933	115
E—HEALTH SCHEME FOR NATIVE RESERVES	117
F—NORTH KAVIRONDO L.N.C. BUDGET, 1933	119
LABOUR SECTION REPORT	121
REGISTRATION SECTION AND CENTRAL FINGER PRINT BUREAU REPORT	139
REGISTRATION OF DOMESTIC SERVANTS SECTION REPORT	183

129

NATIVE AFFAIRS DEPARTMENT ANNUAL REPORT, 1933

CHAPTER I.

STAFF.

Headquarters Administration.

1. Mr. A. de V. Wade, O.B.E., was in charge of the Department until the 11th June, when he was appointed Acting Colonial Secretary. He was again in charge from the 18th November until the 23rd December when he proceeded on leave.

2. Mr. S. H. La Fontaine, D.S.O., O.B.E., M.C., was Acting Chief Native Commissioner from the 11th June until the 18th November and from the 23rd December until the end of the year.

3. Mr. V. G. Glenday, O.B.E., acted as Principal Assistant from the 1st January until the 14th March, when he was relieved by Mr. A. A. Seldon who acted in this capacity until the end of the year.

4. Mr. H. H. Low was Secretary from the 1st January until the 4th April when he was succeeded by Mr. R. J. C. Howes. On 16th June Mr. E. B. Beetham succeeded Mr. Howes and filled this post for the remainder of the year.

5. The staff consisted of:—

1 Principal Assistant.

1 Secretary.

4 European clerks (ladies), i.e.—

1 Confidential Stenographer and in charge of Confidential Records (who proceeded on leave pending retirement on the 11th June);

3 Stenographers.

1 Asian Clerk.

1 African Clerk.

6. In addition to the above the following subdivisions of the Department were staffed as under:—

Labour Section.

Principal Labour Inspector (a Senior Medical Officer).

3 Labour Officers.

1 Asian Clerk.

2 African Clerks.

Registration Section.

- Chief Registrar of Natives.
 1 Assistant Registrar of Natives.
 2 European Clerks.
 23 Asian Clerks.
 54 African Clerks.

Central Finger Print Bureau.

- Officer in Charge of the Bureau.
 25 Asian Clerks.

The Registration and Finger Print Sections are statistical branches. They are self-contained, and are housed in a separate building about half a mile away.

CHAPTER II.

POLITICAL AND GENERAL.

1. Reports from all Provinces indicate that the year 1933 was agreeably free from political, troubles or agitations for reform. Activities of such bodies as the Kikuyu Central Association and the Kavirondo Taxpayers' Association have not been conspicuous, at least in their relations with Government, and there seems to have been a general absence of manifestations of discontent or dissatisfaction with constituted authority. This is particularly satisfactory in view of the fact that mining developments might have been supposed to provide opportunities for trouble in Nyanza while there was some reason to fear that the Kikuyu would be unduly agitated by the presence of the Carter Commission.

2. While, however, there is some cause for congratulation of a negative kind on the absence of trouble there is unfortunately little to record in the way of positive progress. The effects of the financial depression, to which reference was made in the Annual Report for 1931 and 1932, continued operative through 1933. The best that can be said is that the downward trend seems to have been arrested and that during the year there appeared certain signs of improvement. There was a rise in the price of hides, figures of employment showed an upward trend as the year advanced, and there was some improvement in the price of cereals and other agricultural products. Conditions, however, remained very much the same as in 1932 with the result that the administrative officers were occupied with the collection of tax to the exclusion of other

administrative duties. It is unfortunately true that the payment of tax at Sh. 12 per hut and per poll is now a matter of some inconvenience, and in some cases a matter of some difficulty, to the native population. It was inevitable that they should be smitten, with other communities, by the economic blizzard. It is probable, however, that they have suffered less than others; as was stated in the Annual Report for 1932: "In ordinary life they are no worse off, food is plentiful; a month's work at Sh. 8 will buy more goats than a month's work at Sh. 12 used to. In fact there is plenty of everything except money, and the shortage is only really felt when tax collection starts." This means that tax collecting, although it inflicts no very great hardship on those who pay, is a worrying and exacting business and occupies much more of an Administrative Officer's time than it did in days of prosperity, with the result that he has less time to devote to the advancement of his district.

3. During the year under review His Excellency the Governor visited Machakos district in the month of January and Nakuru in March. In the month of May he went up the coast as far as Malindi from Mombasa and was again in Mombasa in December.

In the month of July His Excellency the Acting Governor, Mr. H. M.-M. Moore, visited Isiolo, Garba Tulla and Garissa in the Northern Frontier Province, Kitui and Nturi in the Akamba country of the Central Province, and travelled down the Tana River to Lamu. In August he visited Mombasa and all the coast districts, except Kipini, and was again in Mombasa in September on his way to Dar es Salaam.

From the native point of view these visits are invaluable. Many districts have been toured where the inhabitants have never before seen His Majesty's representative and at all meetings it was evident that a visit by the Governor is much appreciated, and undoubtedly the native is impressed by these tours.

Nyanza Province.

1. Taking everything into consideration the year was quiet politically. Mining became an accepted factor in the life of the people, who saw that it entailed less disturbance than was first anticipated, while considerable sums of money were obtained from labour and the sale of produce and compensation paid regularly for disturbance. In this connection it is worthy of note that the Wasukha, who live on the actual goldfields of Kakamega, are the most vociferous about

alleged grievances, though they are unsuitable from the mining labour point of view, and receive large sums for compensation of land for which they do not work.

5. From the administrative point of view the year was disappointing; officers were constantly employed on tax collection and there was insufficient time for real administrative work. Hut and poll tax used to be paid communally, but that is entirely changed now, possibly owing to a series of bad years and the consequent shortage of money. From several points of view this is a great pity, the young men spend their money on themselves and their girls and no longer help their fathers to the extent they did in the past. One result is that tax has to be collected individually, instead of by villages, which means much more work for District Officers who in the year under review were collecting tax unceasingly.

A satisfactory trial was made of Chiefs collecting tax themselves; a limited number of receipt books were issued and very considerable sums were collected and the system will be extended next year. In the course of time there is no reason why all the tax should not be collected by Chiefs, exemptions being done by District Officers.

6. The District Commissioner, North Kavirondo, reports:

"... 1933 started badly with intense political unrest engendered partly by a misunderstanding of the intentions of the Native Lands Trust (Amendment) Ordinance, and partly by a feeling that Government had taken sides with the miners against the local natives and that the latter could expect no redress. Fortunately it has been possible, gradually, to disprove these mistaken ideas and largely to regain native confidence that had been badly shaken.

"Peaceful penetration has been the motto of the Kager clan, but it has met with little success and a change of policy may be expected."

7. The Central Kavirondo district was free from any pronounced feeling during the year. There was, however, a disturbing factor in the growth of what might be termed "clan consciousness". This continually made itself evident in disputes between mlango headmen over boundaries and the vociferous applications from each clan to have its own mlango headman, irrespective of where the members of the clan were living, and the growing disinclination of any one group of clans to work with a Chief who happened to be of

another clan. The native view point seemed to be that each clan with its sub-clan should at least have an assistant Chief of its own if they could not have a full Chief. Even the missionaries complained that clan feeling made their work extremely difficult in that it was impossible to send a teacher to a school unless he happened to be of the same clan as the people in the locality of the school.

The District Commissioner writes:—

"Little has been heard of the Kavirondo 'Taxpayers' Welfare Association during the year. The probable reason is that money has been so short that they have had to consider means of earning a livelihood rather than fraying any agitation.

The Nyangori Laibons, who were deported in 1925, by order of the Supreme Court, have now been allowed to return. Local people were not in favour of their return but Government considered that they could not be kept away from their homes indefinitely."

8. In the preceding year His Excellency the Governor had addressed a large gathering of Chiefs and Elders in the South Kavirondo district and stressed the importance of increased production of economic crops. The outstanding feature of the year was the strides made in progress along the lines indicated by His Excellency. The exports showed a large increase in beans, simsim, groundnuts, cheroko, maize and linseed, while enormous quantities of millet (sorghum) are available.

9. The Kisii showed great progress. They are now amenable and law abiding and, as they are hard working cultivators and keen traders, are of real use to the country. There can be no doubt that the visits which were made by Local Native Councillors to North and Central Kavirondo, to Mwanza and Nairobi, had a profound effect upon the mental outlook of many of the leaders of thought.

10. A remarkable change of outlook took place with regard to tree-planting. Hitherto apathy and a definite antagonism resulted in little tree planting except in Local Native Council plantations. During the year such a change took place that the tree nurseries could not keep pace with the demand for seedlings.

11. A recrudescence of Nyamumboism took place towards the end of the year and was brought to a head by a gathering of adherents. An enquiry followed which revealed some

extraordinary facts and fictions. The nine leaders of the movement were taking advantage of the locusts, drought and tax difficulties to enrich themselves by frauds and extortions and to undermine the authority of Chiefs by teaching that Europeans were about to leave and that Government servants and supporters would be turned into monkeys. The leaders were deported to Kipini after a judicial enquiry.

12. The administration of justice along the Lumbwa-Kisii boundary presented the same difficulties as have been noted in previous years. Of this the District Commissioner writes:—

“... Early in the year there was a recrudescence of Kisii border trouble. After disbandment of Levy Forces in that area, it could not be expected that some set-back would not be experienced, but Government have agreed for 1933 and 1934 to station extra colonial police in that area, which is alienated land. This force is now available to make frequent checks on illegal residence and trespass. The difficulty all along has been to exercise supervision over Lumbwa natives outside the jurisdiction of the Native Authorities; the tribal loyalty when Kisii troubles start is such that reserve natives respond to their squatter tribesmen's calls for assistance, but if the root of the troubles, i.e. the number of stray and idle natives, can be removed, more peaceable conditions should prevail. There is no doubt that the native authorities are weak, as the organization of Chiefs and Headmen is foreign to this tribe. The elders are prone to moan about the conduct of the young but too indolent to take steps to maintain any position of authority or power. With a view to strengthening them, the Local Native Council has voted in 1933 and 1934 sums sufficient for an extra thirty Tribal Police and several changes have been made in the personnel of the Chiefs. Combined with these measures an energetic tree-planting campaign has been carried out and certain administrative roads made in Sotik. Idleness and nomadic instincts have caused most of the troubles.”

13. After considerable persuasion the Kipsigis allotted an area to accommodate and concentrate the Laibons. A number have already gone there but, though the Local Native Council and the Laibons themselves were strongly in favour of the move, individual Chiefs have “pet” Laibons and pressure will have to be exerted to complete the exodus. Efforts were also made on the Kisumu-Londiani farms to eject Laibon squatters.

14. The ramifications of the Laibons' organization were discovered during December and the leading members of this sinister clan were apprehended. At the end of the year it became abundantly clear that these people were responsible for most of the lawless acts committed by the Kipsigis, both in this and adjoining districts and that, so long as a single Laibon remained in the area, the satisfactory administration of the Kipsigis would be difficult.

Mining.

15. It was recommended in Sir Albert Kitson's Interim Report that the major portion of the North and Central Kavirondo districts be thrown open for general prospecting. This had not yet been done at the close of the year.

16. Mining Area No. 1, which in part consists of Samia, North Ugenye and part of Alego West and Kadimu, was granted to the Tanganyika Concessions Limited on an Exclusive Prospecting Licence and operations were commenced in August. There was little or no disturbance and no complaints were received from the natives of the areas concerned.

17. In December the Provincial Commissioner held barazas at South Gem and Alego East to inform the people that Area No. 2 would be opened shortly; they appeared to accept the inevitable with equanimity. Owing to the fact that the district had been closed to mining throughout the year the fears which were aroused by the meeting of the Kavirondo Taxpayers' Welfare Association, referred to in last year's Report, were to some extent allayed and the people became more or less resigned to the idea of an influx of miners into their area.

18. Of mining in the South Kavirondo district the District Commissioner writes:—

“... In spite of the activities of thirty-one miners prospecting for gold, there has been no native complaint of their presence in the district, though Administrative Officers visited all the mining claims.

The opening of Area No. 5 to general prospecting for gold attracted thirty-five prospectors. Some anxiety had been expressed by natives in regard to their land when the provisions of the Mining Ordinance had been explained to them the previous month, but this anxiety turned to disappointment at the paucity of prospectors.”

19. In the Kakamega area, as has been previously mentioned, the object of the amendment to the Native Lands Trust Ordinance, whereby money compensation could be paid in respect of land instead of grants of equivalent land elsewhere, was misunderstood and the idea became general that by paying a few shillings all the areas covered by prospecting notices and claim pegs would shortly be taken from the owners.

20. Point was given to this by the high-handed action of a small minority of prospectors in entering upon land and digging prospecting pits without reference to landowners. This gave rise to prosecutions for obstruction with consequent ill-feeling to all Europeans. As a result many, even thoughtful, miners seriously considered that arrangements should be made for self defence and suggested the formation of a local unit of the Kenya Defence Force.

21. The situation was dealt with satisfactorily and, in the opinion of the District Commissioner, the most important step was an increase in the administrative staff which was brought up to and maintained at full strength and, in addition, a Senior Administrative Officer was definitely posted for duty in the mining area, who for the sake of convenience became known as the "Warden of Mines".

22. The status of this officer, while nebulous at first, gradually crystallised and may briefly be summarised as follows. In all dealings with natives he acts in his administrative capacity as Deputy for the District Commissioner. In all technical mining matters and in disputes between miners he acts as Deputy for the Commissioner of Mines. The constant presence of the Warden of Mines in his administrative capacity in the locations affected by mining, together with a series of barazas held by the District Commissioner to try and get at the root of misunderstanding earlier in the year, gave ample opportunity for the ventilation of grievances before they assumed fictitious proportions, and for the earlier correction of legitimate complaints.

23. It is a matter for congratulation that whereas previously prosecutions for interference had not been infrequent, there have been none since February of this year. Warnings to prospectors to be more careful in their dealings with natives, and the publication to Europeans and natives of a system of compensation for damage based on the area, measured in square yards, affected also had good results.

24. While individual natives look upon mining with a more friendly eye than hitherto, it must not be assumed that collectively they are reconciled to being deprived of even a single acre of their land, and the prospect of granting of leases still causes anxiety.

25. In the opinion of the District Commissioner:—

"Economically the field has been a blessing to the District. The number of adult male miners in December was 495, each of whom pays a camping fee of Sh. 3 a month. With women and children the European population cannot be much short of 800 to which may be added 104 in Kakamega Township. There is therefore a large market for local products, vegetables, potatoes, eggs, chickens, fruit and milk, besides materials, poles, grass, string, Kavirondo mats, water jars, fuel, etc. Owners of gum trees have made in some cases small fortunes selling from Sh. 3 or Sh. 4 to as much as Sh. 12 a tree. Wages to Africans must amount to a figure round about £3,000 a month or more".

Central Province.

26. During the year the Central Province was formed by the amalgamation of the Kikuyu and Ukamba Provinces, with headquarters at Nyeri. By internal reorganization the sub-station at Kerugoya was closed, a considerable part of the South Nyeri district was added to Embu and the Chuka and Mwimbi locations of Embu district were incorporated in Meru.

27. The Provincial Commissioner reports that the political situation has greatly improved. There is still some anxiety as to the findings of the Carter Land Commission but it appears that the issue is being awaited calmly and without manifestation of an unduly exuberant spirit of land fever.

28. In the Kitui district the practice of witchcraft is reported to be on the increase. This may be so but, on the other hand, it may be that cases are now brought to light which formerly remained hidden. It is probable that it will be a long time before belief in witchcraft in this district is eradicated.

29. Economically the year was a bad one for this Province, as for others. Wages remained low (from Sh. 6 to Sh. 8 for untrained and unskilled labour), and estates were run on a skeleton staff. This meant that District Officers were besieged by natives enquiring for and hoping for work. In

addition to the disappointingly inadequate demand for labour the Province suffered from a serious drought, with the result that there was little surplus for sale externally as the harvests of the more fortunate areas were absorbed by those whose crops had completely failed. It was only natural that these economic difficulties should be reflected in the collection of hut tax and all districts reported that the task of getting in the money was an hundredfold more difficult than in the past. The silver lining to the cloud was the very great increase in the export of wattle bark from Kiambu and South Nyeri districts.

30. A steady decentralisation of the Kikuyu Central Association occurred as a result of the quarrels between Harry Thuku, Joseph Kangethe and other leaders. The more level headed members of the party realized that more could be achieved by intelligent co-operation with Government than by futile opposition and one leading member, Justus Kangethe, asked for employment in Fort Hall district as a school master.

The less intelligent members are collecting funds. The party has, however, lost so much prestige during the past few years that it does not appear likely that the collection will be a successful one.

The Provincial Commissioner writes—

"In the past the policy advocated in dealing with political agitators has been not so much actively to oppose them as, by intelligent anticipation, to forestall their genuine grievances, and in their less intelligent propaganda to give them a generous allowance of rope.

The Kikuyu is very sensitive to rather ludicrous failure, as he also is to a misuse of funds he himself has provided. This policy, by its results, has shown itself the correct one.

The repatriation of Harry Thuku was viewed in some quarters with grave misgiving. The results have, however, exceeded the most optimistic forecasts. Apart from the fact that he has been stripped of all the attributes of martyrdom he has found that he no longer has the undivided following of the politically-minded Kikuyu.

Almost immediately on his return the prestige of the two opposing leaders—Harry Thuku and Joseph Kangethe—was undermined by a lawsuit and this led to friction which culminated in mass fighting between the opposing bodies in Nairobi.

The Central Office appears to have abandoned all political agitation and is confining itself to the encouragement of the private schools. What agitation is carried on, is by soi-disant members of the Kikuyu Central Association, whose association with the main body is always hotly repudiated whenever reference is made to it."

The only district in which the Kikuyu Central Association has spread its activities with any success is Embu where, presumably on the assumption that the most backward natives are the most tractable, recognized and unrecognized political agents have kept themselves and Government busy.

31. The end of 1933 finds the reserve in a far happier and more contented state and during the latter half of the year it has been found possible by co-operation with the native authorities, to settle amicably all the important questions which were giving rise to unrest in the reserve and friction between natives and non-natives.

32. The "land fever" was more pronounced in the Fort Hall and Meru districts than elsewhere in the Province and, in the opinion of the District Commissioner, Fort Hall—

"At the beginning of the year, while the Land Commission were engaged in their enquiries there were unmistakable signs of uneasiness and nerves on the part of the natives in connection with any matters affecting land in their Reserve. This tension gradually decreased. Some of the memoranda sworn before the Land Commission incorporated claims which were fantastic."

On this subject the District Commissioner, Meru, reports:—

"All natives of the district are extremely land conscious and unless their land problems are treated with the utmost sympathy, this land consciousness may easily form a medium for a very rapid growth of political feeling."

33. It was necessary to reduce the hut and poll tax to Sh. 8 in the Meru district owing to the state of poverty existing in the district.

Successful propaganda was carried on against a tribal custom of the Meru which prevents the tribe from competing economically with the more progressive tribes of the Colony.

Of the effect of the Local Native Council resolution mentioned in the last year's Report the District Commissioner writes:—

"It is impossible to determine to what degree the people have obeyed the by-laws made by their Council in regard to the extent of the operation of female circumcision. Propaganda on the subject continues and signs are not wanting that it has had some success."

34. The district reorganization caused by the closing of Kerugoya station, which has already been referred to, caused at first certain intersectional antagonism and of this district the District Commissioner writes:—

"At the outset the relations between the Ndia-Kichugu and the Embu-Embere were none too friendly but they have since been placed on a very firm footing by constant intersectional barazas but more particularly by a tribal oath . . . since the taking of which the atmosphere of suspicion and antagonism between the sections has ceased to exist and incidents constantly occur which lead one to believe that the oath had a far greater significance in the native mind than one had at first imagined."

A Church Missionary Society agitation against prosecutions for the desecration of sacred groves has resulted in a new measure, which has been welcomed by all denominations, namely the registration of all groves and places of worship and confinement of prosecutions to these areas."

35. The organization of the native wattle bark trade eased a difficult situation in the South Nyeri district of which the District Commissioner records:—

"The year 1933 was characterized by the failure of the long rains: in the four months from March 1st to June 30th the rainfall was under five inches: the lowest ever recorded for Nyeri during this period . . ."

There was a complete failure in Nyeri area of all native grain crops and an equal failure of the coffee crop on the North Nyeri farms which meant there was no money to be earned by coffee picking, an important source of revenue to the local natives in normal years . . .

The difficulties were eased to a certain extent in Nyeri area by the organization of the native wattle bark trade . . . The total amount exported during the year was over 4,000 tons as against 2,000 in 1932 and under 500 in 1931."

36. Among the Akamba the District Commissioner, Kitui, records a year free of unrest and political agitation. The reduction of the rate of native hut and poll tax from Sh. 12 to Sh. 9 nipped in the bud a movement towards passive resistance against payment of the tax. Of the result of this he writes:—

"It took some time to make the idea of gratitude sink in, but the scenes at the office in December were amazing, many natives walking in long distances unshepherded by any headman and paying tax with the greatest cheerfulness . . . That the reduction of tax was financially sound is demonstrated by the fact that the collection within the year amounted to over Sh. 11,000 more than that of the 1932 tax within its year . . . Considering that the year was, until November, one of drought and that the prices offered for stock were if possible less than those of the previous year . . . little more proof of the general loyalty of the Kitui Akamba is necessary."

Other concessions much appreciated were leave to graze cattle on the Yatta at one cent per head instead of fifty cents, and to water stock on the Tana within the district boundary."

The worst feature of the Akamba is their liability to commit crimes of violence in sudden passions and their lack of public spirit in apprehending offenders. The root cause of this latter trait is in the opinion of the District Commissioner undoubtedly resentment against the system of Government by headmen instead of by loosely collective bodies of elders.

37. The most important problem confronting the Machakos district is the question of soil erosion, which is considered to be due to overstocking, especially with goats. Early in the year the question of a stock tax was raised and subsequently abandoned. In August the Local Native Council considered the question of placing a cess on goats. The Council considered that it would be desirable to ascertain the views of the people as to the possibility of substituting a cash payment of dowry to the present custom of paying the dowry in goats as such a substitution would cause goats to be less valuable. It was suggested that large barazas be held in the Reserve to ascertain the views of the people and for the purposes of propaganda.

Coast Province.

38. The year was free from political disturbances and it was reported that all communities co-operated to reduce the ill-effects of the depression. Owing to the drought which occurred at the end of successive lean years there is little progress to report on the mainland but there were signs of improvement in Mombasa.

During the year various lines of development were explored and coastal communications were improved which it is hoped may be reflected in improved conditions in the future.

The Coast Land Titles Committee held one meeting during the year; questionnaires were prepared and a method of enquiry was arrived at.

39. The political desires of the Arabs are directed to the main objective, never to be grouped with natives in any sectional legislation. They also request that English should be the medium of instruction in their schools at an early age. The former request is on the way to settlement but the latter has been refused as it is contrary to modern educational thought which requires the use of the mother tongue up to a certain standard of education.

The request of the twelve tribes to be granted Arab status was refused.

The Provincial Commissioner writes:—

"In my opinion the coastal communities definitely appreciate the value of economic development and have shown that they are prepared to give a trial to any measures proposed for this purpose. They are improvident it is true, which has led to widespread indebtedness, and some sections are indolent but, on the whole they have a keen desire for money and agricultural, medical and other services are welcomed without suspicion. There is certainly more land under cultivation at present than at any time since the abolition of slavery."

40. In the Kilifi district continued economic depression accentuated by the drought entailed concentration upon the collection of the hut and poll tax and agricultural propaganda. Necessity for severe economies on the larger estates entailed

less employment for the natives and wages remained at the low level of Sh. 6 to Sh. 8 a month and *posho*. The District Commissioner writes:—

"It is probable that the conditions which necessitated constant *safari* in all locations have brought officers in closer touch with the native administration than before. Relations between natives and non-natives were uniformly good.

There are signs that the Arabs and Swahilis of the coastal strip are beginning to 'wake up', although the process is a slow one. The intensive encouragement of cotton planting and cashew nut cultivation has aroused interest among them, and it is hoped that they may eventually gain some of their old prosperity."

41. The District Commissioner, Kipini, records of the Tana River people:—

"Beyond persistent rumours amongst the coast population of a further cession to Italy and a renewed manifestation of the Wakijo Secret Society amongst the pagan population of Zubaki the district has been free from political activity. In fact the population takes little interest in life beyond the satisfaction of its bodily desires and the production of as much Government tax as cannot be avoided. Whether this attitude is due to ill-health or some other cause has not been established."

The Pokomo appear to be work-shy and would prefer to loiter about hungry at home than work in P.W.D. gangs on road making.

42. Lamu did not prosper during the year under review. The population showed no increase; the import and export figures were deplorable; the export price of copra fell to a figure without precedent and it is only with the greatest difficulty that the majority of the people earned enough to feed themselves.

The Arabs of Lamu enjoy several privileges which are not accorded to their brethren elsewhere. They have medical, hospital and educational facilities to which they do not contribute; they are allowed to cut mangrove poles and other timbers free of charge; they were granted an area of 5,500 acres on the mainland to cultivate, which they have not done, principally because it is beneath their dignity as Arabs to till the soil.

In the South of the district the Bajun coast had more than the usual amount of rain and crops were excellent and the Sivu people started planting cotton again with some success.

43. In the Digo district, where the rainfall was the lowest on record, the year was a particularly trying one. Crops in the coast strip were poor and negligible in the hinterland and, owing to the further drop in commodity prices, coconuts, one of the mainstays of the coast strip, did not pay to cultivate. Rinderpest broke out in the Duruma country and, owing to the fact that the district was in quarantine, the price of stock dropped to an absolutely uneconomic figure.

In the opinion of the District Commissioner—

"The Duruma tribe as a whole deserve great credit for the cheerful and courageous way they have faced their difficulties . . . Thousands of Duruma migrated to Tanganyika Territory, to Kilifi district and to the coast strip where they worked for little more than their keep on the shambas of those more fortunately situated."

44. In the Teita district the shortage of foodstuffs caused by the drought was accentuated by two invasions, widespread in the lower areas, of caterpillars of the common army worm variety, which destroyed large areas of crops.

Two questions keenly interest the native population—the outcome of their representations to Government and to the Kenya Land Commission regarding their boundaries and certain alienated land, and the requests which have been made for the past eight years for permission to grow coffee.

The District Commissioner writes:—

"A noticeable feature of local administration is the number of youths anxious to enter the various technical training institutions of the country—many more than vacancies can be found for.

Clearly demonstrated, too, in this district is the effect of physical well-being upon character. In the Bura and Kaya areas of Teita, where the malarial incidence is high and the general health standard poor, the extent to which the people are addicted to laziness, drunkenness and general unprogressiveness, and their impoverished condition is most marked. Witchcraft still maintains a strong hold on the people and any diminution in the widespread belief in this will be slow."

Rift Valley Province.

45. The year was not an easy one, the majority of the difficulties arose from the practically complete failure of the long rains and the drought which ensued during the first half of the year. Food shortage in the reserve, great difficulty in tax collection, an acute shortage of grazing causing heavy mortality among the stock and persistent encroachment into the settled area in search of grazing resulted.

Of this the District Commissioner writes:—

"The year 1933 has for Baringo district been one of the worst in living memory. A complete failure of the long rains caused enormous losses among stock, ruined the crops in the low-lying parts and made the harvest on Masop very late. It is safe to say 50 per cent of the cattle died, though sheep and goats fared somewhat better.

At the beginning of June it was found necessary to issue relief to a large number of inhabitants of Soi and later in the year a number of Masop dwellers went on relief also."

46. The Kamasia tax was reduced to Sh. 6 and the collection could only be started late and carried out with leniency.

47. Firm measures were necessary to deal with the trespass of the Njemps and Suk into Laikipia and the Kamasia into Solai. But the Provincial Commissioner writes:—

" . . . that it is satisfactory to note that at the end of the year, when grazing began to fail again that there were signs that the measures taken to check trespass had had a salutary effect."

48. The Local Native Council funds for famine relief became exhausted and Government assistance was necessary. The most effective method of instilling the responsibility of the administration of the relief was found to be that of making locations assume a communal responsibility for a contribution of goats in proportion to the number of families in receipt of relief. The proceeds of the sale of goats had a negligible bearing on the finance of the relief, but the fact that they had to be produced afforded a salutary check on the number of dishonest applications for relief and saved many hundreds of pounds.

49. The District Commissioner was convinced that some such measure was essential unless the issue of relief was to degenerate into reckless charity and records :—

"The chief value of the communal levy is that it is a means of bringing home to this apathetic and demoralised people the urgent necessity for bestirring themselves to make an effort to become self-supporting. There is no reason, other than their own laziness, why they should not cultivate enough land themselves in most years.

Many families have received relief year after year, and now regard it as a matter of course, almost a right, that Government should feed them. Further, people who do not need assistance have no hesitation in attempting to obtain food and several of the headmen and the elders set the example . . . The relief campaign was one long struggle against their shameless mendacity."

Another counter measure imposed was the work gang in which every able-bodied male in the family of any recipient of relief was made to turn out and work.

Nzoia Province.

50. Conditions in the Nandi Reserve have been on the whole satisfactory during the year under review.

In the early part of the year the tribal locations were reorganized and amalgamated and the new arrangement proved a most satisfactory one. The headmen, who were put in charge of the enlarged locations, were instilled with greater authority and have, on the whole, realized their responsibilities and having only nine headmen to deal with instead of twenty-three is a great administrative convenience.

Weekly location barazas were instituted and were well attended throughout the year and served a useful purpose in keeping the headmen and District Commissioner in touch with the people.

51. In the earlier part of the year stock thefts by Nandi squatters on farms in the Usain Gishu area caused considerable trouble but this outbreak of crime was tackled and successfully repressed.

52. Of the progress of the tribe the Provincial Commissioner writes :—

"Lack of discipline amongst the 'Maina' or 'warrior age' referred to in last year's report is disappearing. The Nandi headmen and elders are beginning to realize their

duties in connection with development of their Reserve which, with its high rainfall and fertile soil, is potentially one of the richest districts in the Colony.

The behaviour of the 'Talai', or medicine men's clan, has on the whole been satisfactory. They will require watching for several years to come, particularly when they reside on farms as 'squatters' and are therefore not under the immediate eye of the District Commissioner of their reserve.

Unfortunately the addiction of the elders to beer is still unabated. Their crops of winbe and maize are almost entirely devoted to brewing. It has been decided therefore to concentrate mainly on the growing of potatoes and beans as a means of increasing the output of agricultural produce."

53. Many Nandi are seeking work on the Kakamega gold-fields and are finding increasing employment on the coffee plantations and it is the opinion of the District Commissioner that "with careful handling and persuasion the Nandi is becoming a very useful unit in the labour market, especially as he is of excellent physique".

54. The retrogressive influence of the Laibon still affects this tribe but the District Commissioner writes :—

"The Nandi people are of a high intellectual standard and, if their interests can be diverted into progressive channels, I foresee a brilliant future for them."

55. In the Elgeyo and Marakwet Reserve conditions were difficult throughout the year. The rains came late and proved to be insufficient for the crops and a partial famine resulted, aggravated by the failure of the stream which irrigates some 250 acres in the Kerio Valley.

The Provincial Commissioner writes that :—

"The people of the Kerio Valley, inured to a state of semi-starvation, are listless and apathetic. The policy of encouraging migration from the valley to the fertile uplands on the western boundary of the district has met with little response, although the people who have already migrated are steadily extending their plantations of maize and potatoes. Native custom stands in the way of migration at present. There are numerous sections of the tribe, and those whose ancestral lands lie in the lowlands find it difficult to obtain land in a highland location although there may be ample room for them.

The Cherangany section of the Marakwet, for example, possesses large areas of fertile land which they do not use at all, whilst the Kakocho section of the Elgeyo is confined to a barren lowland strip where the people maintain a precarious existence by laborious irrigation.

Both Elgeyo and Marakwet are very backward tribes and have not yet coalesced. They are in much the same stage as the Kikuyu of thirty years ago; and the tribal lands of each section are jealously guarded against intruders, whether of their own or of another tribe. This 'separatist' instinct will disappear in the course of a few years, its disappearance can no doubt be hastened by continuous propaganda at Local Native Council meetings and at barazas."

In order to compel the natives to grow sufficient food-stuffs to feed themselves in the higher parts of the district where the rainfall is higher and more regular, and maize, beans and potatoes can be grown in large quantities, it will obviously be necessary to invoke the Native Authority Ordinance. It is feared that these people are so accustomed to living in a state of semi-starvation that they have become listless and lack the initiative to make a determined effort.

Definite steps were taken during the year to urge the tribes to become more 'agriculturally minded' and it is hoped that agricultural training may be added to the curriculum of Tambach School.

Masai Province.

56. In the Masai Province a year of exceptional drought followed years of scanty rainfall and the depredations of the locusts.

The Provincial Commissioner writes that the worst year within memory is recorded in the Narok district, the greater part of which was bare of grazing early in the year, causing the Masai to crowd on the Mau and even into "fly" areas. Losses of cattle must have been enormous and it will take some years for the district to recover.

While the District Commissioner, Narok, estimated that the mortality of cattle in his district reached 120,000, competent authorities suggest the figure for the whole Province to be 250,000.

57. In the Kajiado district there were good grass rains early in the year and the subsequent drought had a less devastating effect. Of the loss in stock the District Commissioner writes:—

"It should not, however, be supposed that this is the disaster it may seem. The periodic disappearance of old and weak animals kept to swell the numbers of the herds and the importance of their owners is a blessing without which existence in the Masai Reserve would long ago have become impossible."

58. The depression naturally led to an increase in crime. Actual hunger caused many sheep thefts and the Matapato moran made three raids on the Kisongo in Tanganyika Territory in January, lifting forty-three head of cattle. Counter raids which might have proved serious were averted on two occasions. Eighty Kisongo moran were turned back by the Moshi police and five hundred Kisongo were with difficulty dissuaded by their District Officer from raiding into Kenya. They besought him for a licence to kill twenty Matapato moran, promising faithfully not to exceed the schedule.

59. From reports from both districts it would appear that some of the moran have cut their hair and are reported to have drunk milk as a ceremonial prior to becoming elders. There are, however, several who have not ceremonially drunk milk and who have not married—these are a potential source of trouble.

60. Of the Matapato grazing the Provincial Commissioner reports:—

"In July the District Officer, Monduli, asked that the Kenya Masai should be withdrawn from the concessions granted in 1928 at Metu, Namanga and Sinya, on the grounds that these concessions were made for five years only. The two most important of these are those at Metu and Namanga."

At the end of the year the position was still being discussed.

61. A brief account of the affairs of the various sections of the tribe is given.

The large majority of the Purko went up to the Mau early in the year owing to the drought and, as a result, serious trespassing took place on European farms which fines and imprisonment did little to check.

Relations between the Masai and Lumbwa were fairly good during the first half of the year but, owing to a theft of cattle by the Tanganyika Masai, for which the Lumbwa blamed the Purko, and two bad raids in force by the Lumbwa on the Masai in October, when a very large number of cattle and sheep were stolen, the relations between the two tribes at the end of the year were as bad as they could be.

Probably owing to the fact that there are more Masai on the Mau than there ever have been before there were one or two clashes with the Tinet Dorobo in the forest reserve in the Molo area. A large number of these people are in fact Lumbwa, although they are called Dorobo, and apparently wherever a large number of Lumbwa are gathered together there is certain to be trouble.

Most of the Il Damat moved up to the Mau and are living amongst the Purko and it would not be surprising if this section of the Masai ceased to exist as an entity owing to the mortality amongst their cattle caused by the drought.

Relations between the Siria and the Watende were somewhat strained owing to the number of stock thefts by the Watende. With only two Administrative Officers the administration of the Trans Mara country has been as usual not as thorough as it should have been. As far as is known the Siria have behaved themselves.

62. The Provincial Commissioner writes :—

"Most unfortunately Sendeu died on the 2nd June and since then there has been an increase of lawlessness amongst the Loita. The fact that most of the Loita have friends and relations across the border in Tanganyika who are only too pleased to harbour any wanted man, makes the position more complicated.

The drought of course has made administration more than usually difficult. The majority of the Loita moved into the thick forests round Endasegera and to the borders of the 'fly' country."

It would appear that the drought has affected the Usain Gishu and Mwatanik section of the Masai less than any other; in fact they seem hardly to have felt it. A market was instituted on the Masai-Kisii border and has proved on the whole most successful.

63. Mining activity continued in the Lolgorien area and the European mining population varied from thirty to fifty throughout the year. In the opinion of the District Commissioner the behaviour of the miners was exemplary.

Turkana Province.

64. The year was one of exceptional difficulty from an administrative point of view. The Province experienced probably one of the worst years it has known. To drought, famine, poverty and excessive heat were added the constant anxiety of raids and massacres on the frontier.

65. During the year the amalgamation of the Northern and Southern Turkana districts was effected; thus leaving the Province with only two districts of West Suk and Turkana and the headquarters of the amalgamated Turkana district were in October moved from Kaputir to Lodwar.

66. Of the state of the country the Provincial Commissioner writes :—

"Turkana—land always sparsely watered and but poorly covered with vegetation—has this year suffered from a phenomenal drought, the severest known to history. This unhappy fact is the outstanding feature of the year and it is not only giving rise to a serious agrarian problem but has been the cause of nearly all political events and social changes which have taken place during recent times. To it we must attribute most of the misfortunes of a year which will not readily be forgotten by the Turkana. The tribe has been scattered to the four winds in search of grass and water.

Administrative control has been rendered difficult. The losses in stock have been exceptionally heavy, perhaps indeed it would not be an exaggeration to estimate them at 50 per cent over the whole area. The Turkana district is rapidly assuming desert conditions from which it will need several good wet seasons in succession to recover. Vast areas have been devastated by drought. Sand dunes are forming where only two years ago there existed pasture supporting many flocks of sheep and goats as well as herds of cattle. Many of the water holes long regarded as permanent have now ceased to yield. The Turkana who throughout have adopted a philosophical attitude have been driven in unprecedented numbers to encroach on the grazing and water supplies of their more fortunate neighbours, the Karamojong, the Dodoth, the Topotha and to the north they have been thrown into contact with the Merilli, who though an Abyssinian tribe continue to invade the unadministered areas of the Sudan."

67. For the first time the Turkana were unable to pay tax. The inhabitants of the southern area were exempted, while in the northern area about half the amount due was collected.

Famine relief measures were instituted in July and a varying number of the tribe, mostly women and children, were fed first at Kaputir and then at Lodwar.

68. In West Suk the tax, reduced by 50 per cent, was paid, largely owing to the facilities offered for the sale and export of stock at Keringet, and the demand for labour on the Trans Nzoia farms. But many of the Suk were on the verge of starvation but preferred to remain on their own land with diminishing flocks than join the Lake fisher-folk or seek Government relief—a course they would only take when strength failed them to gather wild berries and dom-nuts from the trees. Nevertheless the fishing population increased considerably.

69. Within the Province authority was well maintained and little serious trouble occurred even during migration into other lands. Some 7,000 Suk are administered by the Uganda station at Moroto under the terms of a provisional agreement made two years ago.

70. The following brief summary of events on the Sudan and Abyssinian boundary testifies to the serious problem that Administrative Officers have had to deal with.

During May a party of five Merilli crossed the Red Line from the Sudan and attacked a Turkana village south of Adingatom, killing three people. The Turkana were restrained from reprisals with difficulty. The authorities agreed to pay compensation in stock but, as this was not forthcoming, the stock was taken on June 25th from the Merilli without bloodshed while they were grazing in our territory. Four days later the Merilli raided Adingatom, killed seventeen members of the Turkana tribe and made off towards the border with a quantity of stock. The Merilli moran attacked our pursuing troops and were repulsed with heavy loss of life.

The Merilli then forsook the plains to the north of Lorienatom and the Turkana were, with the permission of the District Commissioner, Kapoeta, in the Sudan territory, permitted to give their stock the grazing they so needed by day in the plains below the Kamathia and Lokitoi posts, provided they returned behind the Red Line at night.

On the Abyssinian border the Merilli refused at the beginning of the year to carry out the promise referred to in the last year's Report and allow the Turkana to fish at Tolpen. The fishing was later restored to the Turkana in the face of warlike demonstration from large numbers of Merilli. Four Turkana, who were afterwards deported, overhearing plans to raid their fishing village south of Todenyang murdered five Merilli. As a result on September 9th a party of Merilli attacked and killed twenty-five of the Turkana fishing folk.

71. The following explanation of the Red Line and its implications is given by the Provincial Commissioner :—

"In 1930 it was recognized by all authorities that the provisional straight line ruled across the map (a very inaccurate one) from the north end of the sandspit of Sanderson Gulf to Makonnen Cherosh neither conformed with the description of the boundary which appeared in the Uganda Official Gazette, 1914, nor made a fair partition of the grazing between the nomadic tribes who occupied that neighbourhood referred to in the past for some reason as the Ilembi Triangle.

In January 1931, therefore, the matter was discussed with the Officer in Charge of the Patrol from Kapoeta with a view to coming to a local agreement rather than seek any statutory amendment which might bring into question Egyptian Territorial rights, anyhow until the situation on the frontier became more static.

The airman who accompanied the patrol asserted that the hill of Karach had been misplaced and corrected it to the position now shown occupied by Howamur (often spoken of as the underfeature). The Turkana had asserted that Karach Hill was a part of the Kaitherin range and was necessary for them at certain times of the year when grazing in that area. The line was then roughly drawn on a map to include this hill as placed on the information supplied by the airman. In reality we had included Howamur and excluded Karach from the Red Line and with it what was more important the water holes of Adingatom and Loruthekathon which it afterwards transpired are the only permanent ones on the Kaitherin range except Naramum which is reserved for the military. This error was only discovered eighteen months later by the Provincial Commissioner who was surveying in the area. After consultation with the military he was averse from extending our grazing zone to include Karach Hill and plotted the line so as to pass

through these water holes. This has given rise to the idea that we extended the line whereas in reality we withdrew it to a position which gave the Turkana access to water holes which they had for years been accustomed to use when grazing the Kaitherin Range, but denies them the right to graze on Karach, which is in reality a northern spur of the Kaitherin massif so thrown out to the N.W. that the military felt quite unable with the force at their disposal to offer protection to the Turkana stock whilst grazing there.

This was subsequently explained to the Governor of Mongalla by the Provincial Commissioner who, on his representations agreed not to keep the Merilli from these water holes if they wished to come. Nor have they been forbidden to water there until the disturbances which they created this year at Adingatom rendered it inadvisable to permit them to water stock there for some considerable period.

It is felt that this is a matter which may in the near future be brought into question and that on this account a clear exposition of the events which have led up to the present position of the Red Line as shown on the map 'Ilembi Triangle' may save much misunderstanding and discussion at a later date."

72. Several meetings have been arranged during the year on the boundaries with the Officers in Charge of the Karamoja and Dodoth in Uganda, and the Didinga and Topotha in Sudan. One of these was attended by the Provincial Commissioner. Satisfactory grazing arrangements were made largely owing to the sympathetic attitude shown by the Uganda and Sudan officials. Mr. Nalder, Governor of Mongalla Province, was present on one occasion.

Northern Frontier Province.

73. The lack of water was as acutely felt in this arid desert country as in any other Province in the Colony and caused this nomadic people to wander afar in search of water and grazing.

The Provincial Commissioner reports:—

"The most important feature of the year was the abnormal drought. Severe everywhere it was probably the severest on record in the Marsabit and the Samburu areas. The Usao Nyiro River dried back nearly to Kittermaster's Camp and remained so for about four months—an unusual happening.

An unprecedented loss of human lives occurred in March when a large party of Ogaden Somalis moved across the Italian border and tried to reach the Tana River. It was estimated that their party originally numbered some seven hundred and fifty souls, together with eight thousand head of stock. They unfortunately lost their way and about one hundred and thirty men, women and children died in agony from thirst. Their losses in stock were enormous.

Losses in stock, especially cattle, were heavy in all areas, whilst in the Samburu country it was estimated that 20 per cent died. Other instances of the fierceness of the drought were the considerable deaths amongst the bigger pachyderm such as elephant and rhinoceros.

Droughts usually mean an increase in bloodshed because of quarrels over grazing and water, and it is gratifying to report that there were only twenty-one deaths by violence as against one hundred and sixty-seven in 1932 and one hundred and seventeen in 1931."

74. From the Isiolo district it is reported that the year was one of uncertainty, financial stringency, drought and difficulty, but during the closing months of the year distinct signs of improvement were visible.

The District Commissioner writes:—

"The past year was a trying one for the Boran. The so-called "long rains" failed and drought conditions prevailed until November. Grazing was sparse for the greater part of the year, and life for most of the tribes was harder than usual."

The District Commissioners of Wajir, Garissa and Isiolo met at Muddo Gashe in January, when the collective fines amounting to £750 inflicted the previous year on the Aulihan for theft of stock belonging to the Boran were announced. Seven camels, 981 cattle and 1,880 sheep and goats were paid by the Aulihan in the following month but owing to the operation of quarantine regulations it was only possible to dispose of half this stock and a sum of £101/10/0 was paid to the Boran on account of the total sum awarded.

The immigration of Boran and Sakuye from the Moyale district continued and, as the Boran of this district make little or no attempt to evict their northern relations, it is difficult to check the invasion.

The drought was particularly severe in the country occupied by the Samburu, and for the first time, so far as is known, they completely abandoned for a time Mount Nyiro and Ndoto owing to the absence of water and grazing. To ameliorate these conditions permission was given for Samburu stock to graze temporarily on the south side of the Uaso Nyiro River in June until rain fell in October, and in September it was estimated that 75 per cent of the tribe had sought refuge on Loroki. Calculating the number of hides which were exported at the time it is considered that the loss of their stock amounted to approximately 20 per cent.

During September a number of Suk migrated into the Samburu area in search of grazing, and Samburu stock was stolen.

75. Of his district the District Commissioner, Marsabit. reports:—

"The drought all over the district during the nine months of the year was the severest on record. At Marsabit it was agreed that the mountain had never presented such a barren appearance. It resulted of course in the failure of all local crops and the necessity arose of giving the Burji famine relief. Elsewhere it was more astonishing than ever how the tribes managed to keep their stock alive on the infinitesimal amount of grazing that existed towards the end of the drought.

In a few instances bad feeling between the various tribes certainly existed because of the lack of water and grazing.

Rendille were as usual prompt with their tax and as friendly as they are reputed to be. When, however, two Boran were murdered at Ret, there was reason to believe that the Rendille assisted the Samburu murderers to escape.

The El Molo when last visited were living on several islands, between Layangalani and Bor. Those who had gone furthest afield were, it is thought only occupying temporary fishing grounds. These people remain as friendly as ever. When asked whether they would not like something for a change of diet from the eternal fish they asked for a pelican, presumably because it was the nearest approach to a fish meal they could think of."

76. The encroachment of the Turkana tribe into their country is a cause of complaint to the Rendille but, by the end of the year, there were no Turkana stock in the district.

77. It is reported from Wajir that:—

"In July the Lorian Swamp and the Uaso dried up completely. This resulted in the grazing in the western part of the district, which was by no means poor, being entirely useless as it was too far from water. The grazing in the Well areas proved insufficient for the stock, particularly for the cattle, and the tribesmen were faced with losing a large percentage of their herds or moving elsewhere. They adopted the latter course and the greater part of the cattle people moved down to the Tana River, where they remained until sent back in September when the Uaso was in flood again."

The Ogaden and Degodia divisions of the Somali tribes and parts of various sections occupy this district but, during a portion of the year, a large number of the people migrated into Italian Somaliland, into Abyssinia and to the Tana River and from June to October the district was practically denuded of population.

78. In the border district of Moyale with the acceptance of the principle of taxation there appeared a tendency for the tribes to be rather more settled on one or other side of the boundary. The Boran still constituted the greatest problem and of them the District Commissioner reported:—

"Having been driven into a small corner of their old territory by the Moslem tribes, though they dare not fight them, they still try to keep out Islam by murdering individuals. This year a start was made on a proper census of individual Boran living in British territory, but it is doubtful whether for a long time to come the situation will improve very much.

Fortunately for several months of the year the Boran found enough water for their cattle at Gerba water pool in the Kow Lugga, and so the annual disputes and quarrels over stock thefts by Abyssinian soldiery and over the water at the wells were fewer than usual."

Of other sections he writes that the Ajuran continued their rapid disintegration and became divided into a number of ill-organized sections; the Gurreh and Degodia tended to improve and made some slight effort to bring in tax voluntarily, the Merilli and Gabbra gave very little trouble but the Marehan tried most of the devices known to the Somali for getting something for nothing and for enabling a large number of their tribesmen to utilize our water and grazing when it suited their convenience.

79. From the Garissa district the same tale of drought is told but, in the opinion of the District Commissioner :—

"It is probable that this district did not suffer so much as other districts in the Province, for in spite of the arrival of large numbers of natives and stock from Wajir famine conditions never prevailed, although it was feared that they would do so in the Aulihan country.

The Riverine tribesmen were, also, threatened with a food shortage, but not to any great extent, and it was noticeable that as water holes, which normally held water throughout the year, began to dry out, they quickly took advantage of this condition to plant rice where it had not been possible to cultivate it before. Finally, excellent rains at the end of the year removed all immediate danger of famine and it is stated that there is now better grazing in the district than has been seen for a period of years."

Practically the whole of the Abd Wak who migrated to Italian Somaliland to avoid taxation returned, paid tax and, at the end of the year seemed settled and contented.

The district boundary was rectified to include the administration of the whole of the Aulihan tribe. The collective fine imposed appeared to have a good effect as in July the Aulihan arrested two camel thieves near the Italian border. Of the Galla-Wardeh section the District Commissioner writes :—

"The Galla suffered severely from rinderpest during the year and their tax was largely paid on the skins of their dead beasts.

They continued to live peacefully under their headman Dube Guyo and are very little trouble. The heavy loss of stock which they experienced has led them to take a greater interest in agriculture and there was a marked increase in Galla shambas on the river this year."

80. In our relations with our Abyssinian neighbours an event worthy of note was the satisfactory conclusion of the negotiations at Bani on Lake Rudolph with Dejazmach Bayenna Marid, the Governor of the Bako and Goja Provinces. Various murders of British subjects occurred near the border and stock thefts were committed, but no complaints were made to us of murders or thefts committed in Ethiopian territory by British tribesmen who had come from our side of the frontier.

In the Marsabit area the main aim during the year was to safeguard our tribesmen from raids by the Gelubba similar to those which occurred in the previous year.

A return, therefore, was made to the traditional policy of leaving the rectangle running from the top of Lake Rudolph to Longendoti thence to Northern Horr and El Sardu by the Abyssinian border, unoccupied.

81. On the Italian frontier the spread of the usual rumours about the acquisition of further Kenya territory was more rife than in previous years.

The construction of a road from Mandera to El Wak along the Frontier Lane, the locating of all Primary Beacons for which we are responsible, namely one to fourteen, and the clearing of the Lane in the El Wak-Diff Sector did much to counter this propaganda.

The District Commissioner, Moyale, reports that—

"... there were no incidents of serious consequence on the Italian Frontier. Our relations with Italian officers were satisfactory, and friendly visits were exchanged".

No incidents of note are reported on the border from the District Commissioners of Wajir and Garissa districts.

CHAPTER III.

LOCAL NATIVE COUNCILS.

1. There are twenty-one Local Native Councils operating in the Colony and, though economic necessity has curtailed the activities of a number, much was accomplished during the year in improving social conditions throughout the Native Reserves.

2. In the districts where poverty necessitated a decrease in the hut and poll tax, it was not possible to levy a rate, but the majority of Councils imposed rates and local government among the native population has been further consolidated. The range of the Councils' activities covers a very wide field.

3. It was Government's wish that the Surplus Balances of the Local Native Councils should be conserved and this policy is reflected in the fact that no schemes of major importance have been initiated during the year. It has been a year of consolidation. The clearing of bush in tsetse fly

infested areas in Central Kavirondo Native Reserve and the re-conditioning of eroded areas in Machakos Native Reserve, mentioned in the last year's Report, have been continued.

4. A sum of £10,448 was spent on education during 1933 of which the North Kavirondo Council contributed £1,847 and the Central Kavirondo £1,558.

5. It is satisfactory to report that only £2,047 was spent in famine relief as compared with £9,539 in 1932, and of this amount the sum of £954 was a refund to Government from the Luo-Abasuba Local Native Council of South Kavirondo as an instalment of the amount of £2,967 due since the famine of the year 1931. The Elgeyo and Nandi Councils of the Nzoia Province spent £692 and £227; the Digo Council of the Coast Province £188; and the Baringo Council of the Rift Valley Province £41, on famine relief.

6. A sum of £7,742 was spent on the construction and improvement of roads and bridges in the Reserves and a great improvement in communications has resulted.

7. The Kajjado Council spent the sum of £454 on water supplies and the Kiambu Council £230. No other Council contributed any considerable sum towards this purpose.

8. An event worthy of comment is that in July a meeting of the Local Native Councils of the three Kavirondo Districts was held in Kisumu. The Provincial Commissioner considers that the formation of a Provincial Council, as was suggested at the meeting, is premature, but the wish for co-operation and the sense of interdependence shown is noteworthy. Combined meetings of the Luo-Abasuba and Kisii-Abakoria Councils have also been held in the South Kavirondo District.

9. The surplus balances of all Local Native Councils at the end of the year 1933 amounted to £104,103—a sum of £3,420 more than at the end of the previous year. This is practically accounted for by the decrease in expenditure on famine relief already mentioned and the fact that the revenue for the year was £3,700 less than in 1932.

10. A typical Local Native Council budget—that of the North Kavirondo Local Native Council—is shown in Appendix F, the details of which illustrate the variety of services over which expenditure ranges.

11. The following comparative table sets out under different heads the total amount of revenue and expenditure of all Local Native Councils for each year since their inception in 1925:—

KENYA LOCAL NATIVE COUNCILS

YEAR	REVENUE		EXPENDITURE							
	Rates	Land (Rents, Fees, etc.)	Other	Education	Medical	Agriculture and Forestry	Roads and Bridges	Water Supplies	Famine Relief	Other
1925	£	£	£	£	£	£	£	£	£	£
1926	23,720	2,645	310	502	1,419	399	249	572	..	596
1927	19,600	9,487	3,707	3,695	1,914	3,642	1,914	581	..	5,987
1928	39,754	13,478	2,742	3,379	2,772	4,617	3,726	4,771	817	8,736
1929	41,480	14,767	2,342	2,806	6,383	5,081	4,374	3,142	1,816	10,457
1930	40,069	14,528	5,764	6,885	5,027	8,799	4,372	4,606	2,303	10,220
1931	39,982	18,771	7,907	7,348	4,866	6,526	11,395	4,890	729	11,224
1932	38,096	14,070	8,669	17,000	6,915	8,496	9,510	2,889	2,570	14,117
1933	38,096	10,452	9,306	10,447	5,346	9,215	7,742	2,483	9,539	21,876
		11,112			4,576	8,120		1,328	2,047	18,884

Nyanza Province.

12. These Councils functioned with marked success and extracts from the report of each president are quoted below as the activities are worth recording.

13. *North Kavirondo Local Native Council.*

"Councils met four times during the year and each time with a full agenda. The fourth meeting was at Kakamega coinciding with the Government African school speech day. This looks like becoming an annual fixture.

As always some individuals consider that no debate can be concluded satisfactorily until they have contributed and considerable demands are made on the patience of the president. On the whole, however, and remembering that some members keep as careful an eye on their constituencies as more experienced politicians, there is little to complain of.

The finance sub-committee again helped in preparing estimates which were put up to them and later to the Council under the broad headings of Educations, Medical, Agriculture, etc. They seemed more capable of grasping the essentials in this form than in the orthodox one of Personal Emoluments, etc., etc.

More important resolutions that obtained the consent of the Governor in Council dealt with—

- (a) Preservation of indigenous forest outside the forest reserve.
- (b) Preservation of brushwood and trees sheltering streams and springs (anti-malarial).
- (c) Limiting milk separating stations to natives who are properly trained and who have suitable premises.

It was no doubt wise to budget for a small expenditure in 1933 equivalent to a Sh. 1 rate. As a result few fresh activities could be undertaken and the roads in the districts suffered heavily from lack of funds for their upkeep.

Nevertheless the Local Native Council seed farm at Kakamega was started and was a going concern by the end of the year.

"The rate collected at Sh. 1 amounted to over £4,000, nearly double that collected at Sh. 2 for the previous year."

14. *Central Kavirondo Local Native Council.*

"The rate was maintained at Sh. 1. The total expenditure has been kept within the limit of current revenue and balances have been increased. This is thought to be very satisfactory when general conditions are considered.

Recommendations were made for grants of thirty-three year leases in respect of all Mission plots in the Reserve, including a new plot at Sege in North Ugenya; also that a lease be issued to the East African Power and Lighting Company for an area of approximately eleven acres in the neighbourhood of the Yala Falls to enable the Company to install a power plant.

Work has been continued in sleeping sickness areas and five clearings completed at Kadimu. A programme of development work based on these clearings is now being carried out.

The question of assistance to 'A' schools still exercises the minds of councillors. The matter is receiving consideration by the Education Advisory Committee. The resolution controlling the sale of stock is thought to be a step in the control of stock thieving. The markets as recognized by Council are becoming popular and it is felt that results already achieved justify the steps taken. The next link in the chain of control is to establish recognized places for slaughter of cattle and sale of meat and it is hoped that it may be found possible to do this in the forthcoming year."

15. *South Kavirondo Local Native Council.*

"The Kisii-Abakoria Council dealt with the following matters: purchase of seeds, roads, school, sports, mining, stock thefts, marketing of crops, medical services, stock routes, border guards, estimates, market fees, witchcraft, Lumbwa Kisii boundary, mill sites, applications for leases, relation of taxation to services provided, payment to Local Native Council of fees and fines imposed by Native Tribunals, hide drying bandas, ghee industry, Nyamumboism, revision of personal emoluments of Local Native Council employees.

The Luo-Abasuba dealt with the same subjects as the Kisii-Abakoria Council excepting the Lumbwa boundary."

16. *South Lumbwa Local Native Council.*

"To the end of the year there had been three meetings of the above, all well attended. The members are still prone to make useful suggestions with no intention of carrying them out but by appointing sub-committees of members it is possible to educate them that their appointments are not mere sinecures. The most striking item with regard to the Estimates for 1934 was the universal desire to enlarge the education vote. The Council is undoubtedly improving every year towards constructive rather than dilatory discussion, and a knowledge that much can be done by self-help."

Central Province.

17. The Provincial Commissioner states:—

"The yearly reports have again proved the value of these bodies both in the advancement of social services, and the gradual building up of a sense of collective responsibility amongst the natives.

In all districts steady progress has been made in the erection of permanent buildings. Notable amongst these are the clerks' houses and outhouses at Githunguri and Gatundu in Kiambu district; in Fort Hall the provision of councillors' quarters at Muriranjias and Kiharu; and in Machakos a school and dispensary at Masii. It is gratifying to note that the building of the Tribunal Court House at Tambaya, with quarters for a clerk and native Court servants, and which cost Sh. 6,400, was carried out by Mr. McMunn (Principal, Kagumu Provincial School) and school apprentices.

There were numerous improvements in roads and bridges.

Agricultural services were maintained, and in Kiambu and South Nyeri further provision of godowns for the wattle bark industry were made.

In general the Local Native Councils fulfilled satisfactorily their advisory duties, and provided a useful airing cupboard for grievances. The only charges brought

against them are that on occasion members tend to forget their public character in the heat of personal grievances; and are apt to consider that their duties are completed within the four walls of the Council House, failing in spreading in their locations the doctrines which they advocate in debate. These failings are inherent in the natives and can only be eradicated by time."

18. Owing to the general state of poverty no rate was collected by the Meru Council and the maintenance of existing services was consequently difficult.

19. The finances of the Kiambu Council were in a most satisfactory condition and during the year a good deal of constructional work and bridge building and road making were carried out.

The building programme of the Fort Hall Native Council was curtailed owing to the departure on leave of their works supervisor.

20. Of the Kitui Local Native Council the District Commissioner writes:—

"The Council is a most helpful body whose criticism is always friendly and whose advice is usually sound. In spite of arrears of revenue the Council ends the year as well off as it began. Mr. Paul Stephenson was engaged in September as reconditioning officer and has already done most useful work in water conservation. Two more dispensaries were built during the year at Migwani and Voo."

Of the Machakos Council the District Commissioner writes that the Council worked conscientiously and intelligently during its term of office.

Coast Province.

21. There are three Local Native Councils in this Province—Kariama, Digo and Teita. Of these the Provincial Commissioner writes:—

Giriama Local Native Council—

"The cess collected fell from Sh. 39,000 in 1932 to Sh. 31,000 in 1933 and is much in arrears. Special census sheets are being prepared to try and improve matters but the position is serious and a curtailment of services is

necessary. Expenditure on the development officer mentioned in last year's Report accounted for one third of the total and the District Commissioner reports that the appointment has fully justified itself.

Road work was also a heavy item on account of curtailment of services in that direction in the past.

The Council's farm at Gotani did not prove a success owing to its out-of-the-way position and poor soil and rainfall, but animal husbandry will be tried there.

Boreholes proved a valuable service in view of the drought although the water is of poor quantity.

A ghee dairy was started at Nzovuni."

22. Digo Local Native Council—

"The principal new works of the Digo Council during the year were the construction of model butcheries, complete with slaughter house; hide drying and fly-proof store at Tiwi and Muhaka under the able supervision of the Sanitary Inspector, Mr. Mills; the construction of a much needed dam at Ndavaya and the erection of a substantial maize crib at the shamba at Kwale, which has ceased to be regarded as an experimental plot and is now principally used for seed bulking of Java maize and Tepary beans. Both these crops have proved themselves able to stand up to the hard climatic conditions usual in the back country."

23. Teita Local Native Council—

"There is a single Council for the different tribes, but the members' interest in Council affairs outside the Baraza Hall leaves a good deal to be desired. That its functions differ in any way from those of the Government is not generally appreciated in the Reserves, where the cess is usually regarded as a Government tax.

A well built stone dispensary has been erected at Mbololo and another nearly completed at Masau. The important road up the Bura Valley to Mgangi was also finished during the year."

Rift Valley Province.

24. There is only one Council in this Province—in the Baringo district. A Council among tribes in the stage of development of the Kamasia and Suk must of necessity be a

very primitive organization, but the meetings were well attended and considerable interest was displayed. Activity was limited to famine relief and purchase of seeds, after allowing for routine services, and the total expenditure of the Council during the year amounted to £660, a sum of £225 in excess of the revenue.

Nzoia Province.

25. There are two Councils operating in this Province, one for the Nandi Reserve and the other for the Elgeyo Marakwet. Of the Nandi Local Native Council, which has met three times during the year, the Provincial Commissioner writes:—

"The Nandi Council has continued to show a keen interest in the progress and development of their Reserve. Funds were voted during the year for several schemes of a progressive nature, e.g. a maternity clinic at Kapsabet, improvement of grazing areas and salt licks, location seed farms, etc., etc."

The Council adopted a more sympathetic and helpful attitude towards education. Steady propaganda was maintained during the year with the object of inducing the Council to alter its attitude on the subject of ghee-making, but the main stumbling block lies in the Nandi belief that if milk or cream from their cows is boiled the cows will go dry. Education at the Baraton Animal Husbandry School will eventually eradicate this superstition.

The Council agreed during the year to the continuance of culling of surplus and useless stock.

26. The revenue of the Elgeyo Local Native Council was over £600 more than the previous year. A sum of £800 was voted towards famine relief.

The Provincial Commissioner writes:—

"The Elgeyo Marakwet Council was mainly occupied in dealing with the food shortage which occurred in June and lasted till the end of the year. The members are also much agitated about the lack of medical facilities, and willingly agreed to the lease of about thirty acres of land to the Africa Inland Mission on condition that the mission keep a doctor or nursing sister in residence and supplies drugs, dressings and medical attention free of charge.

The Council takes a keen interest in the Government School at Tambach, and during the year passed a resolution recommending the Director of Education to institute a course of training in agriculture in connection with the school.

Continuous propaganda in support of increased agricultural development has been maintained during the year, but to obtain appreciable progress within any reasonable period of time the aid of the Native Authority Ordinance will have to be invoked. The people are so accustomed to living in a state of semi-starvation, that they have become listless and lack the initiative to make a determined effort."

Masai Province.

27. Both the Kajiado and Narok Local Native Councils have met frequently during the year. The Narok Council voted £500 towards the maintenance of pupils at the Narok School and £50 for maintenance of dams and water supplies.

The Kajiado Council agreed to a cess of Sh. 2 for 1933 and voted £250 for the conservation of Mbagathi Forest and the reforestation of the Ngong Hills, and £760 towards the Loitokitok School.

The Masai vote liberally towards education but do not wish their own children to go to school.

Turkana Province.

There is only one Local Native Council in the Province operating in West Suk. The Provincial Commissioner considers that in Turkana—

"... it is too early to decide whether a Local Native Council could serve any useful purpose to a people of such nomadic habits wandering as they do over such vast tracts of country."

The members of the West Suk Council are showing an increased interest in its deliberations. It was not possible to impose a rate on a people who could only pay their hut and poll tax at half rates and the Council is badly in need of funds. A sum of £125 was spent on the maintenance of the school at Kapenguria.

CHAPTER IV. NATIVE TRIBUNALS.

1. In the Report for 1932 it was stated that the North Kavirondo Native Tribunals had not yet been established under the new system brought into being by the Native Tribunals Ordinance of 1930. Owing to inter-clan jealousy it was not possible to carry out this reorganization during the year but the difficulty was overcome and it is hoped to give the Tribunals their warrants early in 1934.

2. Lack of funds undoubtedly reduced litigation among certain tribes and there has been a decrease in the civil cases in the Nyanza and Central Provinces where the majority of cases are taken.

3. On the other hand among the more backward tribes the work of the Tribunals increased greatly.

4. The Mombasa Tribunal composed of mixed tribes proved a great success and an interesting experiment, which is working well, was the institution of a similar one in Kitale. There are also mixed Tribunals in Nairobi and Kisumu.

Nyanza Province.

5. The Native Tribunals functioned well and the figures below show that vague statements about the terrible amount of corruption are not in accordance with the facts. The Tribunals are not perfect but they are improving and that there are so few appeals from a very vocal people proves conclusively that conditions are satisfactory. I agree with the District Commissioner, Kisii, when he writes:—

"The work of the Tribunals is very uneven and it is probably true to say that there is room for a great deal of improvement. At the same time it is by no means certain that any other judiciary would function better. They are in the best position to ascertain the facts in any dispute, making use no doubt of much hearsay evidence. They fail most often through not seeing their judgments are executed and thereby causing fresh litigation . . ."

6. The figures for the various Tribunals and the appeals lodged are given for the year under review and for 1932:—

The Council takes a keen interest in the Government School at Tambach, and during the year passed a resolution recommending the Director of Education to institute a course of training in agriculture in connection with the school.

Continuous propaganda in support of increased agricultural development has been maintained during the year, but to obtain appreciable progress within any reasonable period of time the aid of the Native Authority Ordinance will have to be invoked. The people are so accustomed to living in a state of semi-starvation, that they have become listless and lack the initiative to make a determined effort."

Masai Province.

27. Both the Kajiado and Narok Local Native Councils have met frequently during the year. The Narok Council voted £500 towards the maintenance of pupils at the Narok School and £50 for maintenance of dams and water supplies.

The Kajiado Council agreed to a cess of Sh. 2 for 1933 and voted £250 for the conservation of Mbagathi Forest and the reforestation of the Ngong Hills, and £760 towards the Loitokitok School.

The Masai vote liberally towards education but do not wish their own children to go to school.

Turkana Province.

There is only one Local Native Council in the Province operating in West Suk. The Provincial Commissioner considers that in Turkana—

"... it is too early to decide whether a Local Native Council could serve any useful purpose to a people of such nomadic habits wandering as they do over such vast tracts of country."

The members of the West Suk Council are showing an increased interest in its deliberations. It was not possible to impose a rate on a people who could only pay their hut and poll tax at half rates and the Council is badly in need of funds. A sum of £125 was spent on the maintenance of the school at Kapenguria.

CHAPTER IV.

NATIVE TRIBUNALS.

1. In the Report for 1932 it was stated that the North Kavirondo Native Tribunals had not yet been established under the new system brought into being by the Native Tribunals Ordinance of 1930. Owing to inter-clan jealousy it was not possible to carry out this reorganization during the year but the difficulty was overcome and it is hoped to give the Tribunals their warrants early in 1934.

2. Lack of funds undoubtedly reduced litigation among certain tribes and there has been a decrease in the civil cases in the Nyanza and Central Provinces where the majority of cases are taken.

3. On the other hand among the more backward tribes the work of the Tribunals increased greatly.

4. The Mombasa Tribunal composed of mixed tribes proved a great success and an interesting experiment, which is working well, was the institution of a similar one in Kitale. There are also mixed Tribunals in Nairobi and Kisumu.

Nyanza Province.

5. The Native Tribunals functioned well and the figures below show that vague statements about the terrible amount of corruption are not in accordance with the facts. The Tribunals are not perfect but they are improving and that there are so few appeals from a very vocal people proves conclusively that conditions are satisfactory. I agree with the District Commissioner, Kisii, when he writes:—

"The work of the Tribunals is very uneven and it is probably true to say that there is room for a great deal of improvement. At the same time it is by no means certain that any other judiciary would function better. They are in the best position to ascertain the facts in any dispute, making use no doubt of much hearsay evidence. They fail most often through not seeing their judgments are executed and thereby causing fresh litigation . . ."

6. The figures for the various Tribunals and the appeals lodged are given for the year under review and for 1932:—

NATIVE TRIBUNALS	Criminal Cases		Civil Cases		Appeal Tribunal		Appeal to District Commissioner		Appeal to Provincial Commissioner		Criminal Cases Revised by District Commissioner		Criminal Cases Revised by Attorney General	
	1932	1933	1932	1933	1932	1933	1932	1933	1932	1933	1932	1933	1932	1933
North Kavirondo	2,032	2,115	9,187	6,886	189	118	15	15	1	1	150	250	6	6
Central Kavirondo	891	1,305	1,329	1,802	76	52	6	18	1	3	no record	2	no record	7
South Kavirondo	1,555	1,519	2,625	2,129	205	161	63	2	5	12	29	41
South Lumbwa	139	100	211	115	9	3
Kisumu-Londiani	..	34	..	65	3
TOTAL	4,617	5,073	13,352	10,997	470	331	84	35	2	4	164	270	35	54

Central Province.

7. The reorganization system was adopted throughout the Province, and generally appears to have proved acceptable. The main points aimed at were as follows:—

- (a) In place of daily pay a system of monthly pay, and continuous sessions until the completion of all current business had been adopted.

Commenting on this the District Commissioner, Fort Hall, remarks:—

"Owing to the new Tribunals sitting daily, cases are dealt with with greater despatch and there is no need to remand natives charged with criminal and Ordinance offences for long periods, as was the case before when Tribunals sat only seven days a month."

- (b) The institution of a distinct body of permanent and panel members of each Court, the latter sitting in rotation and for periods of three months each. The object of this was to make the bodies less unwieldy, and to make it possible to award a more reasonable salary to members actually employed.

In this connection the District Commissioner, South Nyeri, is worthy of quotation:—

"On this system not more than ten elders and the president receive salaries in any one month and the panel of senior permanent members ensures continuity in the work. The new system is working satisfactorily and has effected a considerable economy, as there are only ten or eleven elders to be paid each month instead of fifteen or twenty."

- (c) The gradual elimination of chiefs and other natives connected with the executive from judicial work.

This reform is one which can only be achieved by degrees. Under Tribal Law the judicial and executive were combined in one. Centuries of ingrained tradition cannot be swept away with a stroke of the pen. Apart from popular prejudice in many districts it is not as yet, away from the ruling class, possible to find enough natives qualified either by education or by nature to take the places of the chiefs.

8. During the year under review almost all cases dealing with the non-payment of hut and poll tax were transferred

NATIVE TRIBUNALS	Criminal Cases		Civil Cases		Appeal Tribunal		Appeal to District Commissioner		Appeal to Provincial Commissioner		Criminal Cases Reversed by District Commissioner		Criminal Cases Reversed by Secretary General	
	1932	1933	1932	1933	1932	1933	1932	1933	1932	1933	1932	1933	1932	1933
North Kavirondo	2,032	2,115	9,187	6,886	189	118	15	1	1	1	150	260	6	6
Central Kavirondo	891	1,305	1,329	1,802	76	52	6	18	1	3	no record	2	no record	7
South Kavirondo	1,585	1,519	2,626	2,129	205	161	63	2	5	12	29	41
South Lumbwa	139	100	211	115	9	3
Kisumu-Londiani	..	34	..	65	3
TOTAL	4,617	5,073	13,352	10,997	470	331	84	35	2	4	164	270	35	54

150

Central Province.

7. The reorganization system was adopted throughout the Province, and generally appears to have proved acceptable. The main points aimed at were as follows:—

- (a) In place of daily pay a system of monthly pay, and continuous sessions until the completion of all current business had been adopted.

Commenting on this the District Commissioner, Fort Hall, remarks:—

“Owing to the new Tribunals sitting daily, cases are dealt with with greater despatch and there is no need to remand natives charged with criminal and Ordinance offences for long periods, as was the case before when Tribunals sat only seven days a month.”

- (b) The institution of a distinct body of permanent and panel members of each Court, the latter sitting in rotation and for periods of three months each. The object of this was to make the bodies less unwieldy, and to make it possible to award a more reasonable salary to members actually employed.

In this connection the District Commissioner, South Nyeri, is worthy of quotation:—

“On this system not more than ten elders and the president receive salaries in any one month and the panel of senior permanent members ensures continuity in the work. The new system is working satisfactorily and has effected a considerable economy, as there are only ten or eleven elders to be paid each month instead of fifteen or twenty.”

- (c) The gradual elimination of chiefs and other natives connected with the executive from judicial work.

This reform is one which can only be achieved by degrees. Under Tribal Law the judicial and executive were combined in one. Centuries of ingrained tradition cannot be swept away with a stroke of the pen. Apart from popular prejudice in many districts it is not as yet, away from the ruling class, possible to find enough natives qualified either by education or by nature to take the places of the chiefs.

8. During the year under review almost all cases dealing with the non-payment of hut and poll tax were transferred

from the District Courts to the Tribunals. The number of cases taken before Native Tribunals were as follows:—

	Civil Cases	Criminal Cases	Appeal Tribunal	Appeal to District Commissioner
Kiambu ..	996	987
Fort Hall ..	1,667	860	220	36
South Nyeri ..	1,231	470	153	..
Meru ..	584	243	..	13
Embu ..	1,848	467	..	7
Machakos ..	603	148	23	3
Kitui ..	513	244	..	33
Nairobi ..	247	105	..	11
	7,688	3,524	396	103

A decrease in the civil cases tried in South Nyeri and an increase in Embu occurred and is accounted for by the transfer of Kerugoya to the latter district.

Coast Province.

Of the Mombasa Native Tribunal the District Commissioner writes:—

"A sufficient trial has been given to the experiment of establishing a mixed Native Tribunal in a town like Mombasa, the native population of which is drawn from so many divergent tribes, to indicate that the step has proved a substantial success. The expeditious handling of the business of this Tribunal, with its low cost to litigants as compared with Magisterial Courts, makes it popular with natives, and many Arabs submit to its decisions, perhaps more as plaintiffs than defendants. An important asset of this Tribunal is to associate the Administration more closely with natives."

This Tribunal adjudicated 264 criminal and 508 civil cases during the year.

9. In Giriama in the Kilifi district the criminal work was very small and there was little or no litigation in the Tribunals. In the coastal strip and in the Nyika Reserve steps were taken to form "divisional" Tribunals with civil and criminal powers. In the Malindi area there is now only one Tribunal—the Kakoneni Tribunal—which functioned satisfactorily. There appeared to be a diminution of cases settled "privately" by local elders for illegal fees.

10. In the Report for the year 1932 it was mentioned that the Pokomo Tribunals had been reduced in number from

nine to three. This proved unsatisfactory as Tribunals were only held when the District Commissioner was on tour to supervise and hear appeals, and the distance to be covered was very great. Monthly meetings have now been ordered to be held in every location at the villages of each Tolbi Elder in turn. Fifty-seven civil and fourteen criminal cases were heard during the year.

11. In the Digo district there were four Tribunals meeting at Kwale about four times a year. The District Commissioner considers that these too infrequent meetings are preferable to allowing the Tribunals to sit out in the Reserve without supervision. The actual work of the Tribunals was satisfactory. The Duruma Tribunal, however, showed a tendency to disregard precedent and established custom or, at least, to adapt them to suit what the Tribunal considered the merits of the case before them.

12. The Teita are more litigious than the other tribes in the Coast Province and 255 civil cases and 149 criminal cases were tried by the Dabida, Voi Sagalla and Taveta Tribunals. The District Commissioner considered that the standard of the Taveta Tribunal was low. In his opinion the Teita Tribunals functioned most satisfactorily, dissent from their decisions being rare, despite the fact that, though desirable, it had been impossible for an officer to be present at each session.

Rift Valley Province.

13. In the Baringo district there are four official Tribunals but, until the end of the year, they had existed chiefly on paper and there appeared to be no urgent need to stir them into activity. The absence of any "bride price" among the Kamasia reduces civil actions to a minimum and the Suk or Njemps are not litigious. The severe drought, however, resulted in a marked increase of crime and it was decided to use the Tribunals as a means of strengthening the tribal authorities in their efforts to maintain order and to hold meetings of the Kamasia Tribunals on the first day of each month.

14. The Laikipia Tribunal appears to have worked satisfactorily but the Kikuyu Tribunal at Nakuru did not function so well and the District Commissioner writes:—

"Operating as it does in a settled area it needs far more supervision than a Tribunal which operates in its own Native Reserve, where the public opinion of its own

from the District Courts to the Tribunals. The number of cases taken before Native Tribunals were as follows:—

	Civil Cases	Criminal Cases	Appeal Tribunal	Appeal to District Commissioner
Kiambu ..	995	987	..	36
Fort Hall ..	1,667	860	220	..
South Nyeri ..	1,231	470	153	..
Meru ..	584	243	..	13
Embu ..	1,848	467	..	7
Machakos ..	603	148	23	3
Kitui ..	513	244	..	33
Nairobi ..	247	105	..	11
	7,688	3,524	396	103

A decrease in the civil cases tried in South Nyeri and an increase in Embu occurred and is accounted for by the transfer of Kerugoya to the latter district.

Coast Province.

Of the Mombasa Native Tribunal the District Commissioner writes:—

"A sufficient trial has been given to the experiment of establishing a mixed Native Tribunal in a town like Mombasa, the native population of which is drawn from so many divergent tribes, to indicate that the step has proved a substantial success. The expeditious handling of the business of this Tribunal, with its low cost to litigants as compared with Magisterial Courts, makes it popular with natives, and many Arabs submit to its decisions, perhaps more as plaintiffs than defendants. An important asset of this Tribunal is to associate the Administration more closely with natives."

This Tribunal adjudicated 264 criminal and 508 civil cases during the year.

9. In Giriama in the Kilifi district the criminal work was very small and there was little or no litigation in the Tribunals. In the coastal strip and in the Nyika Reserve steps were taken to form "divisional" Tribunals with civil and criminal powers. In the Malindi area there is now only one Tribunal—the Kakoneni Tribunal—which functioned satisfactorily. There appeared to be a diminution of cases settled "privately" by local elders for illegal fees.

10. In the Report for the year 1932 it was mentioned that the Pokomo Tribunals had been reduced in number from

nine to three. This proved unsatisfactory as Tribunals were only held when the District Commissioner was on tour to supervise and hear appeals, and the distance to be covered was very great. Monthly meetings have now been ordered to be held in every location at the villages of each Tolbi Elder in turn. Fifty-seven civil and fourteen criminal cases were heard during the year.

11. In the Digo district there were four Tribunals meeting at Kwale about four times a year. The District Commissioner considers that these too infrequent meetings are preferable to allowing the Tribunals to sit out in the Reserve without supervision. The actual work of the Tribunals was satisfactory. The Duruma Tribunal, however, showed a tendency to disregard precedent and established custom or, at least, to adapt them to suit what the Tribunal considered the merits of the case before them.

12. The Teita are more litigious than the other tribes in the Coast Province and 255 civil cases and 149 criminal cases were tried by the Dabida, Voi Sagalla and Taveta Tribunals. The District Commissioner considered that the standard of the Taveta Tribunal was low. In his opinion the Teita Tribunals functioned most satisfactorily, dissent from their decisions being rare, despite the fact that, though desirable, it had been impossible for an officer to be present at each session.

Rift Valley Province.

13. In the Baringo district there are four official Tribunals but, until the end of the year, they had existed chiefly on paper and there appeared to be no urgent need to stir them into activity. The absence of any "bride price" among the Kamasia reduces civil actions to a minimum and the Suk or Njemps are not litigious. The severe drought, however, resulted in a marked increase of crime and it was decided to use the Tribunals as a means of strengthening the tribal authorities in their efforts to maintain order and to hold meetings of the Kamasia Tribunals on the first day of each month.

14. The Laikipia Tribunal appears to have worked satisfactorily but the Kikuyu Tribunal at Nakuru did not function so well and the District Commissioner writes:—

"Operating as it does in a settled area it needs far more supervision than a Tribunal which operates in its own Native Reserve, where the public opinion of its own

people helps to keep it free from excessive bribery and of corruption . . . and I think careful consideration should be given to the question of its being entirely closed down."

Nzoia Province.

15. The four Elgeyo and Marakwet Tribunals met as and when occasion required. They are not a litigious people and only eight cases came before them and there were no appeals from the decision of their elders.

16. In the Nandi district the Tribunals increased from five to seven during the year, 116 criminal cases and 197 civil cases came before them, a great increase over the 14 criminal and 98 civil cases dealt with in the previous year. The District Commissioner writes:—

"Considering that these Tribunals have only been operating for the last two years, their operations have been singularly successful. The trial of criminal matters has required careful supervision and more than one case has had to be quashed, or transferred to my Court for trial. The provision of imprisonment in default of fines has needed lengthy elucidation . . . The Nandi are not great litigants."

17. A Tribunal was set up in Kitale in September to deal with civil suits. The President is the local Kathi—a Swahili—and there are two Jaluos members and one Kitosh, Nandi Mgisu and Elgon Masai.

In the opinion of the District Commissioner—

"The Tribunal works satisfactorily and is gradually absorbing the cases hitherto heard by unofficial barazas held on farms which worked well enough in cases where both parties accepted the finding but were utterly useless when one of the parties disputed the finding . . . The working of the Tribunal is being carefully watched and, if it continues to prove successful it may be desirable to give it criminal jurisdiction . . . Up to the end of the year forty-five cases have been heard."

Masai Province.

18. Tribunals have been set up at Narok, Kejiado and Ngong but the Masai settle most of their differences among themselves. The Narok Tribunal dealt with 16 civil and 36 criminal cases and the District Commissioner reports that the Tribunal did most useful work and their decisions were generally accepted without recourse to appeal.

Northern Frontier Province.

19. Of the work of Native Tribunals in the Northern Frontier Province the Provincial Commissioner writes:—

"There were gazetted Native Tribunals one for each main tribe in the districts but, as formerly, their work was desultory. Once again it was found more satisfactory for a District Commissioner to convene and preside over a Tribunal, the composition of which depended upon what elders happened to be in the neighbourhood at the time, to settle any one particular matter."

Turkana Province.

20. The West Suk Tribunal worked most satisfactorily and at Kapenguria tried 137 civil and criminal cases during the year. The District Commissioner writes that—

" . . . the members have shown quite an amount of intelligence in their judgments and, although there is comparatively little litigation amongst the Suk, the natives realize that judgments given by this Tribunal can be enforced."

The Suk-Turkana Tribunal met once during the year and discussed important boundary and grazing matters. The friendly relationship between these two tribes continued.

CHAPTER V.

TRADE.

The economic depression continued throughout the year and was severely felt in the Native Reserves where low prices for agricultural products and for stock prevailed and labour exceeded the demand. The prolonged drought which occurred in many parts of the country accentuated the distress.

2. The problem of the marketing of native food stuffs engaged the attention of Government and a Native Marketing Advisory Council was appointed to consider such questions as co-operative production and marketing, bulking and grading, licensing of traders, establishment of marketing centres and regulation of the system of barter. The Council held two meetings during the year.

Nyanza Province.

3. A slight improvement in trade conditions was reported throughout the Province. The development of the goldfields added considerably to the trade of Kisumu and Kakamega.

Mining corporations replaced small private syndicates and individual prospectors and spent large sums on materials and wages.

4. Wholesale prices showed a tendency to rise during the year. Maize improved from Sh. 3/05 to Sh. 6 per bag of 200 lb., and hides increased in saleable value over 25 per cent. The quality of the produce was much improved. This was due to the enforcement of the Nyanza Crop Production Rules.

5. The production of ghee has developed into an important industry—the average output representing a value of over £40,000 a year.

6. The annual value of harvests of the fishing industry from the Kavirondo Gulf and adjacent lake waters amounts to approximately £20,000, and the Fishery Patrol has been fully justified. There have been practically no thefts of nets as was reported in 1931 and the number of fishing boats in commission has increased.

7. The following figures of agricultural implements sold by a firm in Kisumu show an increase over last year's figures—

Ploughs	... 69	Yokes	... 74
Ploughshares	... 342	Separators	... 125
Trek Chains	... 188	Colonist Mills	48

No less than 80 per cent of the trade goods on sale in the bazaar at Kisumu were of Japanese origin.

Central Province.

8. The Provincial Commissioner reports:—

"With the exception of the wattle bark industry in the Kikuyu areas, and that of hides and skins amongst the Akamba, native trade was at a complete standstill very shortly after the close of the short rains.

During the year the Kikuyu Co-operative Marketing Association at Kiambu was disbanded owing to its inability to meet the expense of a Registered Society. Its place was taken by a uniform marketing scheme whereby trade goods brought in to Local Native Council godowns are purchased by a buying agent appointed by the Council.

The commission is shared respectively between the agent and the Local Native Council, the proportion paid

to the Local Native Council being sufficient to meet a sinking fund on the capital expenditure and the wages of the native clerks.

The scheme has worked excellently during the year in dealing with wattle bark and it is hoped later to extend it to other products, and it has made it possible to enforce rigidly such rules as have been found necessary for the proper regulating of the trade, to supervise the quality of wattle bark marketed, and to ensure that native traders receive a fair market price, and retain such price at a reasonable level.

Native appreciation of the scheme is manifested by the fact that in the three districts affected South Nyeri, Fort Hall and Kiambu, there is an increase by 700 per cent in wattle officially dealt with."

From the Kiambu district the approximate value of dried wattle bark exported was £10,000, compared with £2,000 in 1932.

9. Considerable advance was made in Machakos, Fort Hall, Nyeri and Embu districts in the improvement of the hides and skins industry. Realization of increased values steadily gained ground, even in the less pastoral areas, though the full value of shade drying can only be experienced in districts such as Machakos and Kitui, and lower Embu, where stock is plentiful.

10. In Kitui, according to returns submitted by the three leading firms, the export of commodities, other than stock, decreased from £8,834 in 1932 to £8,091. The number of stock exported decreased to 15,350 head of cattle, at an average value of Sh. 10 each, and 40,350 sheep and goats at an average value of Sh. 2. The figure for 1932 was approximately 19,500 head of cattle and 71,000 sheep and goats.

11. In the Machakos district a good trade in poultry was carried on throughout the year.

12. In the opinion of the Provincial Commissioner:—

"Retail trade amongst natives is in a very unsatisfactory state, and at the last District Commissioners' meeting held in 1933 steps were advocated to check the present growth in the number of small shops in the Reserves. As an instance in Kiambu the increase over 1932 is between 20 per cent and 25 per cent."

Mining corporations replaced small private syndicates and individual prospectors and spent large sums on materials and wages.

4. Wholesale prices showed a tendency to rise during the year. Maize improved from Sh. 3/05 to Sh. 6 per bag of 200 lb., and hides increased in saleable value over 25 per cent. The quality of the produce was much improved. This was due to the enforcement of the Nyanza Crop Production Rules.

5. The production of ghee has developed into an important industry—the average output representing a value of over £40,000 a year.

6. The annual value of harvests of the fishing industry from the Kavirondo Gulf and adjacent lake waters amounts to approximately £20,000, and the Fishery Patrol has been fully justified. There have been practically no thefts of nets as was reported in 1931 and the number of fishing boats in commission has increased.

7. The following figures of agricultural implements sold by a firm in Kisumu show an increase over last year's figures—

Ploughs ...	69	Yokes ...	74
Ploughshares...	342	Separators ...	125
Trek Chains ...	188	Colonist Mills	48

No less than 80 per cent of the trade goods on sale in the bazaar at Kisumu were of Japanese origin.

Central Province.

8. The Provincial Commissioner reports :—

"With the exception of the wattle bark industry in the Kikuyu areas, and that of hides and skins amongst the Akamba, native trade was at a complete standstill very shortly after the close of the short rains.

During the year the Kikuyu Co-operative Marketing Association at Kiambu was disbanded owing to its inability to meet the expense of a Registered Society. Its place was taken by a uniform marketing scheme whereby trade goods brought in to Local Native Council godowns are purchased by a buying agent appointed by the Council.

The commission is shared respectively between the agent and the Local Native Council, the proportion paid

to the Local Native Council being sufficient to meet a sinking fund on the capital expenditure and the wages of the native clerks.

The scheme has worked excellently during the year in dealing with wattle bark and it is hoped later to extend it to other products, and it has made it possible to enforce rigidly such rules as have been found necessary for the proper regulating of the trade, to supervise the quality of wattle bark marketed, and to ensure that native traders receive a fair market price, and retain such price at a reasonable level.

Native appreciation of the scheme is manifested by the fact that in the three districts affected South Nyeri, Fort Hall and Kiambu, there is an increase by 700 per cent in wattle officially dealt with."

From the Kiambu district the approximate value of dried wattle bark exported was £10,000, compared with £2,000 in 1932.

9. Considerable advance was made in Machakos, Fort Hall, Nyeri and Embu districts in the improvement of the hides and skins industry. Realization of increased values steadily gained ground, even in the less pastoral areas, though the full value of shade drying can only be experienced in districts such as Machakos and Kitui, and lower Embu, where stock is plentiful.

10. In Kitui, according to returns submitted by the three leading firms, the export of commodities, other than stock, decreased from £8,834 in 1932 to £8,091. The number of stock exported decreased to 15,350 head of cattle, at an average value of Sh. 10 each, and 40,350 sheep and goats at an average value of Sh. 2. The figure for 1932 was approximately 19,500 head of cattle and 71,000 sheep and goats.

11. In the Machakos district a good trade in poultry was carried on throughout the year.

12. In the opinion of the Provincial Commissioner :—

"Retail trade amongst natives is in a very unsatisfactory state, and at the last District Commissioners' meeting held in 1933 steps were advocated to check the present growth in the number of small shops in the Reserves. As an instance in Kiambu the increase over 1932 is between 20 per cent and 25 per cent."

Coast Province.

13. The drought, coming at the end of a series of lean years, frustrated the hopes expressed in the last year's Report that a general economic improvement was in sight. Owing to the scarcity of grain crops the native buying power was limited to a small percentage of the population of the Reserves.

14. Cheap goods from Japan were still imported in quantity and Japanese competition had an adverse effect on the sandal and native cap making industries of Lamu.

15. The District Commissioner considered that the mechanisation of the port had affected Mombasa's prosperity as much as the world depression by deflecting money which used to be spent locally by wage earners to investors outside Kenya. Nevertheless, due perhaps to a policy of restrictive credit and a more reserved outlook in trade circles, the commercial interests on the Island have weathered the storm and the tide has apparently turned.

16. In the Kilifi district the Jethabhai Oil Mills purchased machinery for the preparation of tobacco which should provide additional help to the native farmer. The Fundisha Salt Works exported 1,255 tons of salt during the year. The price of copra fell so low that it hardly paid to collect the crop.

17. Owing to the drought the purchase and export of foodstuffs for trade were prohibited during the months of May and June and only 24,606 cwt. of maize valued at £3,668 was shipped at Malindi. Centals of lint and cotton seed to the value of £272 were exported from this port.

18. The trade depression in the Lamu district was acute, the import and export figures being lower than they had ever been since statistics were kept. A renewed interest was taken in the planting of cotton, which is encouraging. The making of mat bags for the Zanzibar clove trade remained the leading industry, and over £4,000 worth of these were exported during the year but the prices fell with the price of cloves. The possibility is being explored of a trade in vegetable ivory obtained from the nut of the dom palm, with which this district abounds, but which at the moment are appreciated only by the baboons.

19. Only adverse reports can be given of the trade for the year in the Digo and Tana River districts.

20. In the Teita district the growers were offered as little as Sh. 3 per bag for their maize when the crops were

harvested following the 1932-3 short rains, and even at this low price were frequently obliged to take part payment in goods. Within two to three months with the failure of the long rains maize was selling in the bazaars at Sh. 10 to Sh. 12 per bag.

Rift Valley Province.

21. In the Baringo Native Reserve the volume of trade in maize meal and hides increased considerably in consequence of the famine, but for the same reason the stock trade declined sharply. Approximately 11,616 frasilas of cow-hides and 5,746 scores of goat hides were exported from the Reserve.

The price of sheep and goats remained low, traders paying an average price of Sh. 2 per head. The revenue from stock trading licences showed a further decrease.

Trans Nzoia Province.

22. In the Nandi district trade showed a distinct revival at the end of the year. There was a substantial increase in the number of hides exported during the year.

23. In the Elgeyo district trade showed little signs of revival but the price of bullocks improved at cattle sales. The number of cattle exported was 2,294, and sheep and goats 2,152.

Masai Province.

24. Owing to drought no dairies could be opened during the year except one in the Trans Mara where butter and ghee of good quality were made.

25. The export of hides was the most important item of trade. The price per frasila was still comparatively low but rose during the year. At Kajindo it went from Sh. 9 to Sh. 15 and dropped again to Sh. 11/25. From Kijabe station 578 tons 8 cwt. were exported (worth Sh. 7/60 a frasila at Narok), a substantial increase in quantity and price over the figure for the previous year.

26. The District Commissioner, Narok, by careful propaganda, prepared the ground for the proper branding of cattle, which is an important consideration in the hide industry, and a few Masai agreed to use regulation branding irons.

27. The export of cattle from Narok fell to 963 head as compared with 3,498 in the previous year, due to the impossibility of getting the beasts through alive to Ngong during most of the year. The export of sheep fell to 31,600 as compared with 46,622 in 1932.

The average price of cattle at Narok was Sh. 10, and sheep Sh. 3.

14,867 slaughter cattle were passed out through Ngong Veterinary Station.

28. At present except for cattle nearly all the trade is done by barter, but the Kajiado elders have asked for legislation to enforce cash payments. It is a difficult problem, however, and to quote the District Commissioner, Narok:—

"The Masai still seem to think they get Sh. 8 worth of goods for a sheep and Sh. 4 or Sh. 5 worth for a hide. This being the case the Indian traders naturally prefer to stick to barter whilst the Masai, whilst prepared to accept a few handfuls of posho for a hide, would not part with it for Sh. 1 or Sh. 2."

29. The Magadi Soda Company exported 37,172 tons of soda ash and other products. The District Commissioner, Kajiado, writes:—

"Common salt and bath salts are now products of the Magadi Soda Company and great things are to be looked for from the former, the Company claiming that it can produce and market salt locally at far lower rates than have been obtainable in the country hitherto. The raw material seems to be unlimited and, if their claim is substantiated, it may be that the profits from this branch of their manufacture will eclipse the soda trade."

Northern Frontier Province.

30. Trade remained dull and depressed throughout the year and prices for stock, camels and hides and skins were low and unprofitable.

31. The construction of a motor road from Addis Ababa to Moyale was an important development but there were also signs that the Italians were attempting to gain the trade of Southern Abyssinia by the construction of a direct road from Oddo to Nuggeli through Liban.

32. The number of sheep and goats exported through the Isiolo Quarantine Station was the lowest recorded for the past four years—only amounting to 40,262 as compared with 68,160 for the previous year.

The figures for the Marsabit district show a big fall in import and export of stock. The reduction of trade in both these districts is due partly to the fact that importation into

Nyeri district was prohibited during the months of June and July owing to the drought and consequent financial depression.

In the Wajir district trade was exceptionally bad, but there was a slight increase in the export of cattle to Lamu. The import of sugar from Kisumu practically ceased, it was found to be cheaper bought from Kenya.

33. A good deal of tobacco and coffee was sent through Moyale from Abyssinia to Italian Somaliland in transit duty free. This trade was in no way beneficial to Kenya. The lorries damaged the roads and the traders brought back loads of trade goods purchased in Italian territory which otherwise might have been bought in Meru or Nairobi. Most of the trade was done by barter. Towards the end of the year the hide trade revived a little; efforts were made to establish an export trade in goat skins; and attention was again being turned to the practicability of exporting frankincense and myrrh.

34. In the Garissa district it is estimated that stock to the value of £2,314 was exported and an effort was made to interest the Pokomo in the commercial value of beeswax in spite of a tribal prejudice against it.

Turkana Province.

35. Owing to the drought there was so little business that many of the traders shut up their shops and departed. The natives evinced very little desire to buy European manufactured goods even had they the means to do so. Hides were only sold for maize meal or for cash with which to pay tax.

36. Approximately 1,000 head of cattle and 25,000 sheep and goats were exported. The price of these and for hides was very low.

37. The Turkana did a flourishing trade with the Merille in the early part of the year exchanging goats for *mtama*.

CHAPTER VI. EDUCATION.

1. The amount of the Local Native Councils' contribution reflects the ever increasing interest taken in the development of education. Among the less advanced tribes the Nandi have been conspicuous in the added number that have taken advantage of the educational opportunities offered them while

the Kitui, the Trans Mara Masai and the Kamasia have expressed a desire for increased facilities. Except among the Kikuyu people there are not many signs of an increased interest in female education.

The school at Kapenguria has demonstrated the success of agricultural instruction, as part of the school curriculum, and increased emphasis has been placed on this important subject which will be a special feature of the Kagumu school at Nyeri and of the new school to be built in the South Kavirondo district at Kisii.

3. The work of the Native Industrial Training Depot at Kabete prospered. Gangs were employed at Kakamega, Loitokitok, Kapenguria and Nyeri, and the Principal reports—

"A remarkable improvement has been made during the last two years in the quality of the work carried out by the apprentices. In some cases it has been possible to compare the finished work with similar work carried out by Indian contractors."

4. It is now nine years since the Jeanes School and the Jeanes system in the field was started and the Director of Education is very satisfied with the result. In 1933 seventeen men completed their two years' probationary work and were presented with permanent certificates, while seventy-nine men came in for a refresher course. There are now ninety-five men with their wives in the field, and also two widows, and the majority of them were visited by members of the Jeanes staff, but a difficulty is experienced in being able to make all the visits when village schools are in full session and the Jeanes teachers can be seen at their normal work of supervising schools and teachers. It is satisfactory to note that the work of these Jeanes teachers is showing good results in the Native Reserves.

5. The Alliance High School at Kikuyu did good work; applications for admission were far in excess of the number of vacancies and the school is a firmly established part of the organization of African education. The erection of a school chapel was started in November. The school was most successful in school sports and at football, and the scout troop took part in various public functions.

6. The Catholic School at Kabaa in the Machakos district has developed to an extent justifying its recognition as a high school as well as a primary school. Effective hand-work of great variety is one feature of the school work.

7. Every endeavour was made to assist education through missionary agency, rather than by an added number of Government schools, and it has been proposed to hand over certain village schools to missionaries. The Local Native Councils view the suggestion with some suspicion but it is hoped to secure their co-operation to the scheme.

8. In the more advanced areas the Local Native Councils are inclined to press for the development of more advanced education for the few rather than for the provision of wider educational opportunities for the peasant population of the Reserves.

9. The revision of the Grant-in-Aid Rules, the aim of which is to encourage missions to realize the importance of the elementary school, was a most important event. To quote an extract from a report of the Advisory Council on Native Education:—

"It must be recognized that the bulk of the native population of the country cannot hope to proceed beyond the elementary stage. On such a view the chief function of an elementary school would be to enable boys and girls to live happily under village conditions and to improve those conditions."

The happy relations between Government and missionary societies are shown by the following extract from the Director of Education's Report:—

"The alterations in the rules have been effected with the whole-hearted co-operation of the missionary bodies concerned. . . . The prospects of progress in African education are certainly bright when so large a measure of unanimity has been achieved in matters of fundamental importance."

Nyanza Province.

10. The Government African School, Kakamega, reports a most successful year. The boys, who number eighty-five, are organized in houses or dormitories under prefects and the system has worked well. Some of the boys hope to be teachers or enter the medical or veterinary departments while, on the technical side, fifteen boys are apprenticed in carpentering and nine in tailoring. Emphasis is placed on the value of games and drill and an excellent football team was put in the field. The boys are expected to work on the improvement of the sanitation, etc., of their homes during the holidays and are visited by the staff.

the Kitui, the Trans Mara Masai and the Kamasia have expressed a desire for increased facilities. Except among the Kikuyu people there are not many signs of an increased interest in female education.

The school at Kapenguria has demonstrated the success of agricultural instruction, as part of the school curriculum, and increased emphasis has been placed on this important subject which will be a special feature of the Kagumu school at Nyeri and of the new school to be built in the South Kavirondo district at Kisii.

3. The work of the Native Industrial Training Depot at Kabete prospered. Gangs were employed at Kakamega, Loitokitok, Kapenguria and Nyeri, and the Principal reports—

“A remarkable improvement has been made during the last two years in the quality of the work carried out by the apprentices. In some cases it has been possible to compare the finished work with similar work carried out by Indian contractors.”

4. It is now nine years since the Jeanes School and the Jeanes system in the field was started and the Director of Education is very satisfied with the result. In 1933 seventeen men completed their two years' probationary work and were presented with permanent certificates, while seventy-nine men came in for a refresher course. There are now ninety-five men with their wives in the field, and also two widows, and the majority of them were visited by members of the Jeanes staff, but a difficulty is experienced in being able to make all the visits when village schools are in full session and the Jeanes teachers can be seen at their normal work of supervising schools and teachers. It is satisfactory to note that the work of these Jeanes teachers is showing good results in the Native Reserves.

5. The Alliance High School at Kikuyu did good work; applications for admission were far in excess of the number of vacancies and the school is a firmly established part of the organization of African education. The erection of a school chapel was started in November. The school was most successful in school sports and at football, and the scout troop took part in various public functions.

6. The Catholic School at Kabaa in the Machakos district has developed to an extent justifying its recognition as a high school as well as a primary school. Effective hand-work of great variety is one feature of the school work.

7. Every endeavour was made to assist education through missionary agency, rather than by an added number of Government schools, and it has been proposed to hand over certain village schools to missionaries. The Local Native Councils view the suggestion with some suspicion but it is hoped to secure their co-operation to the scheme.

8. In the more advanced areas the Local Native Councils are inclined to press for the development of more advanced education for the few rather than for the provision of wider educational opportunities for the peasant population of the Reserves.

9. The revision of the Grant-in-Aid Rules, the aim of which is to encourage missions to realize the importance of the elementary school, was a most important event. To quote an extract from a report of the Advisory Council on Native Education :—

“It must be recognized that the bulk of the native population of the country cannot hope to proceed beyond the elementary stage. On such a view the chief function of an elementary school would be to enable boys and girls to live happily under village conditions and to improve those conditions.”

The happy relations between Government and missionary societies are shown by the following extract from the Director of Education's Report :—

“The alterations in the rules have been effected with the whole-hearted co-operation of the missionary bodies concerned . . . The prospects of progress in African education are certainly bright when so large a measure of unanimity has been achieved in matters of fundamental importance.”

Nyanza Province.

10. The Government African School, Kakamega, reports a most successful year. The boys, who number eighty-five, are organized in houses or dormitories under prefects and the system has worked well. Some of the boys hope to be teachers or enter the medical or veterinary departments while, on the technical side, fifteen boys are apprenticed in carpentering and nine in tailoring. Emphasis is placed on the value of games and drill and an excellent football team was put in the field. The boys are expected to work on the improvement of the sanitation, etc., of their homes during the holidays and are visited by the staff.

11. The interest taken in education by the natives of the Central Kavirondo district was again shown by the generous contribution of £1,558 by the Local Native Council to the work of four missionary societies. The missions are also in receipt of a substantial grant from Government and have evinced a growing interest in educational apart from evangelical work.

12. A very great improvement was evidenced at the Kabianga school in the Kericho district to which the Local Native Council voted an increased grant.

13. Delegates from the two South Kavirondo Local Native Councils visited the various Government and mission schools in North and Central Kavirondo and decided to pool their resources and to request Government to open a school at Kisii. They voted a sum of £6,000 for the building of such a school and £150 for its equipment, etc.

Central Province.

14. Of the educational work the Provincial Commissioner writes:—

“From a provincial point of view, the greatest advance in native education was made by the establishment of the South Nyeri Kagumu district school on a provincial basis. This was accomplished with the co-operation of Fort Hall and Kiambu; both of which districts realized that, anxious though they might be for educational facilities, the construction and maintenance of a school in each district would be too ambitious a project financially. In consequence a basis of contributions for each district has been agreed upon, and after some discussion the natives of South Nyeri district released approximately a further 100 acres for the additional buildings and land required. The school has proved amazingly popular, and of this popularity I am convinced a very large part is founded on Mr. McMunn's belief that education for the African should primarily consist in technical instruction which will fit him to make a living, and not in the mass production of a black-coated class, who in default of the only employment for which they are fitted will turn to political agitation.”

15. The Machakos Government School continued to be the parent school for both the Machakos and Kitui districts. The general tone and progress of the school were excellent,

There were fifty-nine entries during the year and of the boys that left twenty-six went to the Native Industrial Training Depot at Kabete, sixteen signallers were transferred to the King's African Rifles, and three went to train as teachers at the Alliance High School, Kikuyu. The school was added to during the year and the work was done by the apprentices. There are now eighteen village schools subservient to the school in the Machakos district with approximately 1,570 pupils.

16. There are four bush schools in the Kitui district whose staff and equipment is mainly provided by Government. The increasing interest taken in education by the Kitui tribe was evidenced by the Local Native Council's proposal to erect six more bush schools. The Director of Education was unable to approve the scheme until such time as the district could contribute to a Government School at Kitui, run on the same lines as the Machakos School. It is hoped that increasing financial prosperity may make this development possible.

Though the Akamba regard female education unfavourably the Africa Inland Mission reports the enrolment of forty-four girls at their school at Mulango.

17. Of the development of "Private" or "Independent Schools" referred to in the last year's Report the Provincial Commissioner writes:—

“These schools are known as the schools of the 'Agikuyu Karinga', e.g. Kikuyu root and stock, as opposed to the schools of the Akikuyu of the Mission, or the Akikuyu of the Government.

In them the political and social consciousness of the tribe is finding expression . . .

Their chief problem is lack of funds. An out-school cannot be run efficiently on less than £50 per annum, but neither Government nor the Local Native Councils have the funds available to cover costs of inspection or grants in aid for equipment and teachers' salaries.”

18. It would appear that the ground lost during the circumcision controversy has been regained and all reports serve to show that most of the missionary bodies are in a flourishing condition with ample room for expansion.

19. In Nairobi the subject of juvenile crime has been exercising the attention of Government for some time. The following resolution was passed by the Municipal Council:—

“That this Council strongly urges Government to provide a Government school for the native children of Nairobi. In view of the fact that each year the position becomes more serious the Council are prepared to vote a sum not exceeding £2,600 from the Municipal Native Trust Fund for the erection of suitable school buildings in or near Pumwani, provided Government will agree to appoint a European headmaster and adequate staff and will bear all future cost of maintaining the school and will undertake to introduce compulsory education for native children in Nairobi.”

Coast Province.

20. The number of pupils enrolled in Arab day primary schools on the coast increased from 342 to 391. On this the Director of Education comments:—

“Judging merely by these figures, it would appear reasonable to conclude that the coast population is coming in an increasing degree to put some faith in education. It is to be hoped that this is the case as the prospects for the Arab dwellers on the coast are entirely discouraging unless they accept the opportunities which are put before them.”

21. The following extracts from the report of the Arab Secondary School at Shimo-la-Tewa testify to its progress and development:—

“The steady increase reported in the number of students last year has been maintained in 1933. The students are all boarders and the number on the roll at the end of 1933 was ninety, as compared with seventy-two in 1932.

The curriculum is based on the requirements of the Cambridge Local Examinations and, apart from the fact that more detailed attention has been given to the teaching of English, no change has been made.

The school gardens have been run very successfully, and in addition to the laying out of flower gardens round the dormitories, vegetable gardens have also been laid out. In the latter connection well over 1,000 lb. of vegetables have been supplied to the school kitchen.

Training in carpentry is proving especially useful in developing self-reliance and a will to persevere, since these qualities are essential for, and are rewarded by, the production of tangible and permanent results. It is also offering opportunities for the cultivation of resourcefulness, adaptability and initiative.

The work of the prefects has not only been of real value to the school but also to the prefects themselves. The fact that some of their own number take a part in its government and that they themselves may look forward to doing so has helped to impress upon the rest of the pupils the idea of the school as a corporate body demanding their loyalty.”

22. No such success attends the Arab night school at Lamu, the average attendance at which is reduced to two pupils.

23. In the Digo district the Government African School at Waa acquired suitable land and will introduce the study of agriculture into its curriculum.

24. In the Kilifi district the Ali bin Salim school at Malindi improved immensely and did excellent work.

In this district the Church Missionary Society authorities had a scheme in preparation for concentrating upon and improving the larger out-schools and the Local Native Council has promised its support to the scheme.

The various Missionary Societies are well represented and have many schools throughout the Province.

The Neukerchener Mission supplies the only education available in the Tana River district; little except religion is taught but an effort was made to work towards the Government syllabus with a view to application for a grant later.

Rift Valley Province.

25. The only educational facilities available in Baringo is a small elementary school at the Africa Inland Mission at Kabartonjo attended by about twenty-five children. It is hoped that this Mission may be able to expand its work.

26. The Local Native Council elders have repeatedly asked for a school at Kabarnet like the one at Tambach. It is considered that the Kamasia have only a vague idea of what education is and any progressive educational scheme must await the economic improvement of the Reserve.

Nzoia Province.

27. There are no bush schools in the Elgeyo Reserve and the Government school at Tambach is the only educational centre. The Africa Inland Mission is about to start a school at Marakwet.

28. Two literate headmen were appointed to the Nandi tribe in January and the growth of interest in education has since been amazing and is evinced by the fact that the average attendance at outschools has risen from 5.06 in 1931, 18.00 in 1932 to 210.5 in 1933.

The Government school at Kapsabet had a roll of 120 pupils and four new elementary schools were started in the district to cope with the growing enthusiasm of the tribe for education.

29. Of the work of the Africa Inland Mission the Provincial Commissioner writes:

"An interesting experiment initiated by this Mission at Kingwal in the Nandi Reserve in the formation of a native village settlement will be watched with interest. About six native converts have built for themselves roomy, well-thatched wattle and daub houses. In the centre of the settlement is the school building where a native teacher, trained at the Mission, instructs some twenty-five pupils from the surrounding neighbourhood. The 'settlers' already have established good maize plantations around the village. They keep their cattle in a kraal well away from the dwelling houses, and one of their number has erected a mill for grinding maize on the river below the village. It is hoped to establish a ghee factory as soon as the neighbouring cattle owners have overcome their superstition against the selling of milk for manufacture. Dwellings and schools have been erected at a cost without any financial assistance from the mission."

The District Commissioner believes that the younger generation of Nandi is steadily realizing the advantages of religious instruction from an educational point of view.

Masai Province.

30. The Provincial Commissioner reports:—

"There is an increasing demand for education amongst the Masai in the Trans Mara due largely to the East African immigrants who have intermarried and now tend to agriculture. Owing to climatic conditions the people are not nomadic."

It is regretted that elsewhere among the Masai an apathy towards education is evident.

31. The Loitokitok school "continues under the able and devoted superintendence of Mr. V/nitehouse". Ten boys went on from it to the Native Industrial Training Depot at Kabete. Five boys from the Narok school went to this training depot and a few to the Ngong Veterinary Training Centre and they are all well reported on.

The Senior Veterinary Officer at Ngong writes:—

"There is not the least doubt the Masai youth can appreciate both school discipline and instruction when lively and personal interest is taken both in and out of school of their endeavours."

32. The trouble at the moment is that the parents do not encourage their children to avail themselves of the educational opportunities which have been given them.

Turkana Province.

33. Mr. G. H. Chaundy was in charge of the Suk Government School at Kapenguria until his departure on leave at the end of the year. Much useful work has undoubtedly been achieved. The Provincial Commissioner writes:—

"The full complement of sixty pupils has been maintained. Every term there are more applicants than the available accommodation permits. During the year considerable additions were made to the buildings, including a dining hall. The services of the N.I.T.D. were made use of for this purpose.

The agricultural element continues to be strongly developed and in this form instruction undoubtedly makes a great appeal to the pupils. Many of those who have passed out are now helping the chiefs and taking charge of the demonstration plots which the Administration has established with the help and advice of the principal. During the holidays the pupils form a very effective agency for the spread of more up-to-date methods of agriculture.

Their general physique invariably invokes comment from all those who visit the school and is very largely to be attributed to the healthy farm exercise in which they indulge as well as the physical drill and games."

34. In the West Suk district the Bible Churchmen's Missionary Society have made marked progress during the year and have a school of thirty pupils divided into three

classes leading up to Standard I. Physical drill and football figure largely in the curriculum. This society is taking over the bush schools of Weiwei and Mwina.

35. The only educational facilities in the Turkana district are provided by the police school at Lodwar.

Northern Frontier Province.

The Bible Churchmen's Mission at Marsabit had an average daily attendance of forty-four and at the Isiolo Veterinary Training Centre instruction in elementary reading and writing in order to enable the pupils to take statistics of ghee production, etc., was given.

37. No other educational facilities exist in the Province but, during March, two members of the Bible Churchmen's Missionary Society from Marsabit established a temporary camp at Wamba with the intention of starting educational and religious work amongst the Samburu living there. The Samburu were shortly afterwards compelled, owing to the drought, to move in search of grazing, but whilst in the neighbourhood evinced no enthusiasm or interest in the work and the camp was closed in September.

38. It is unlikely that any demand for wider educational facilities can be made by these nomadic people.

CHAPTER VII.

MEDICAL AND PUBLIC HEALTH.

1. The necessity for the strictest economy in expenditure of Government funds which prevailed restricted the expansion of medical and public health services during the year while, in certain parts of the Colony, the excessive drought was responsible for a scarcity of food which had a serious effect on the health of the people.

2. The year was not, however, without encouraging features. The Local Native Councils responded readily to the need of increased medical and public health measures and in Nyanza Province voted a sum of over £2,000 for this purpose; a growing appreciation was shown in the value of maternity and child welfare work; the work of native trainees showed itself to be of increased value and, among the more backward tribes, the antipathy to medical treatment appeared to be almost conquered.

3. In 1933 for the first time the total number of cases treated in Government hospitals, dispensaries and out-dispensaries exceeded a million or rather more than one-third of the

population. The disposition of patients is shown by the following table supplied by the Director of Medical and Sanitary Services:—

District	In-patients	Out-patients	Out-Dispensary patients
<i>Nairobi:—</i>			
Native Hospital	4,389	1,811	..
General Dispensary	..	33,331	..
Infectious Diseases Hospital	1,309
Mathari Mental Hospital	153
Loco Dispensary	..	7,910	..
Police Dispensary	..	1,325	..
Prison Hospital	1,134	3,764	..
Child Welfare	..	19,950	..
Pumwani Clinic	..	1,600	..
District Health Office Clinic	..	1,465	..
<i>Mombasa:—</i>			
Native Hospital	2,469	26,713	..
Infectious Diseases	370	2,584	..
Child Welfare	..	19,664	..
<i>Nakuru:—</i>	1,817	5,873	..
<i>Eldoret:—</i>	1,043	2,768	..
<i>Kisumu:—</i>			
Native Hospital	4,497	19,870	33,505
Prison Hospital	153	845	..
<i>Native Reserve Hospitals:—</i>			
Moyale	61	3,595	4,910
Kerugoya	573	12,733	29,040
Kapsabet	510	9,178	17,794
Msambweni	477	1,905	5,770
Kyambu	1,216	9,168	15,852
Meru	1,355	16,510	90,861
Lokitaung	208	1,212	..
Lodwar	234	3,940	..
Kisii	1,220	10,297	47,177
Murirajjas	232	11,005	..
Machakos	1,799	13,460	72,856
Kericho	687	2,849	5,317
Kilifi	418	3,316	13,943
Malindi	153	7,788	3,537
Kakamega	2,205	18,406	129,336
Narok	236	3,853	1,295
Kapenguria	234	2,770	..
Lamu	340	14,333	12,461
Tambach	191	1,549	..
Kitui	1,236	8,326	64,327
Kabarnet	224	3,133	5,383
Kitale	591	3,246	..
Wajir	188	2,737	..
Wesu	769	6,906	14,372
Fort Hall	2,146	12,310	29,964
Nyeri	739	16,766	..
Voi	309	2,670	..
Maseno	76,902
	35,885	353,434	736,602

4. Helminthic diseases and malaria continued to be the cause of the ill-health of a large proportion of the population and respiratory diseases took a heavy toll, both of adults and infants, and were responsible in Nairobi for 215 deaths out of a total of 585. Statistics would appear to show that the incidence of yaws decreased and only 163 cases of plague were reported as against 281, 604 and 959 for 1932, 1931 and 1930 respectively. More cases of venereal disease were treated than during the preceding year.

5. In many districts progress was made with the institution of latrines as a preventative of helminthic diseases; in the Central and South Kavirondo districts the clearing of watering places and fords was continued as a preventative of trypanosomiasis and a large experiment, based on the elimination of fly by trapping, was begun.

6. A large number of pamphlets in English and Kiswahili were issued on hygiene and sanitation and, at the end of the year, a "Development Exhibit" was staged at the Royal Agricultural and Horticultural Show in Nairobi in the form of part of an African village of the future. Parties of chiefs, headmen and Local Native Councillors from all over the Colony visited the Exhibition and evinced great interest.

7. A modification of the training of Africans, as the result of the last four years' experience, was made at Nairobi Native Hospital and, as a result, the hospital was staffed almost entirely by hospital assistants undergoing a three years' course who will subsequently be drafted into other institutions. In December there were thirty-seven natives undergoing such training. The training of laboratory assistants and compounders was continued at the Laboratory and the Dispensary in Nairobi.

8. The first group of Health Workers trained at the Jeanes School was posted into districts in September and there is already evidence that their work is appreciated. At the end of the year there were twenty such workers in training.

Medical missions throughout the Colony provide in most cases some maternity relief and carry out child welfare work. The Director Medical and Sanitary Services states in his Annual Report for the year under review:—

Everywhere in the neighbourhood of the missions one sees cleaner, healthier and better clad mothers and children than one sees elsewhere . . . and yearly as the teaching of hygiene becomes more practical and less

theoretical one will see more. In this connection the work of the Jeanes teachers and their wives, directed as it is towards the education of the whole community as to how to improve their domestic conditions, how to live, and how to learn, is of estimable value."

Nyanza Province.

9. In the North Kavirondo district the medical staff included two medical officers and nursing sisters, a sanitary inspector and an anti-malarial overseer. Owing to the expansion of mining activities the work in the district increased considerably. No permanent buildings were added to the hospital but two sundried brick houses for dressers and one store was built.

10. There are twelve dispensaries erected from Local Native Council funds in the Reserve, of which eleven are constructed of permanent materials. The dispensaries are grouped into a northern and a southern circuit and it is the aim of the Medical Officer in charge to visit those on each circuit thoroughly once in two months, paying a flying visit to the alternate circuit also once in two months, thus each dispensary is visited monthly. The dispensaries also act as collecting points for patients who are picked up by the Local Native Council lorry-ambulance at regular intervals.

11. At Kamosi and Butere, where a hospital and dispensary respectively were built from Local Native Council funds, most useful work in maternity and child welfare was done and, to a lesser extent, at the Church of God Mission at Kima where it is hoped to build a dispensary next year.

12. From a public health point of view a great improvement in markets was effected in conjunction with the Agricultural and Veterinary authorities. Nine instructors were provided by the Local Native Council and a latrine campaign was prosecuted in North and South Maragoli, Marama, But-soto and Teriki.

13. In Kakamega township the demand for temporary plots for residence and trading, pending the issue of permanent plots, was considerable; thirty residential and twenty-two temporary business sites were issued on a yearly lease. This involved the health authorities in very heavy work examining plans and seeing that they were followed and that the nuisances inevitably connected with building operations were reduced to a minimum. Water supply caused anxiety but several springs were concreted, stream beds canalised and

cattle drinking places provided. Refuse disposal was attempted in a small way but funds were scarce as, until December, it had not been decided whether Government or the Local Native Council should be responsible for such services.

14. Inevitably much time was spent amongst the mining community in inspection and instruction but fortunately the gravity of the situation was very generally recognized and help was readily forthcoming.

15. In the Central Kavirondo district a considerable improvement in health matters was achieved in trade centres. This is particularly noticeable in Yala.

16. The sanitary inspector at Maseno cemented seventeen springs in the district, thus doing much to improve water supplies besides being valuable anti-malarial work. A well was dug on the township border and a hand pump was installed. The pump, which was presented by Mr. J. L. Riddoch, was the first of its kind to be installed and a photograph appears at the end of this Report. More wells were dug in Sakwa and in the Kano plains and, if these prove successful, they should be of great value both from the public health point of view and in affording good water to the people. It is hoped that they themselves will put in many pumps similar to that installed by the Local Native Council in Kano West.

17. Fly trapping experiments on Maboko Island continued and, while the results so far obtained are not conclusive, the reports showed that the incidence of tsetse was very greatly reduced.

18. Maternity centres were opened at Nyahera and South Torok and these are proving of great value. They are in charge of girls sent for training by the Local Native Council to the Lady Grigg Welfare League Maternity Home at Puniwani. Miss Cochrane of the Native Hospital visits frequently with the medical officer. Unfortunately there is some danger of this work being hindered by the marriage of the trained girls, and an attempt is therefore being made to find young widows or older women for training who would be less likely to desert their posts for matrimony.

19. In the South Kavirondo district there are nine dispensaries in the Reserve which are visited periodically. They were attended during the year by 47,177 new cases.

20. The year was not marked by any epidemic except an outbreak of chickenpox in the Bakoria country in Kisii. The

disease was brought to Kisii by some remand prisoners and broke out in the prison. Eighty-three new cases of trypanosomiasis were treated during the year. Tsetse fly control in the Kuja area continued satisfactorily and important results are hoped for from this work. No cases of human rabies occurred during the year.

21. In the Kericho district there is a doctor and a nursing sister at the Kericho Hospital and there are three dispensaries in the Reserve which are entirely maintained by Local Native Council funds.

Central Province.

22. In Nairobi 35,008 patients attended the three clinics at Puniwani, Pangani and the Railway Landies, while the Lady Grigg Maternity Home at Puniwani continued to do useful work and admitted 304 patients during the year.

23. A sum of £2,000 was voted from the Municipal Trust Fund for a new sewage system in Puniwani and it is hoped to complete the work in 1934.

24. In the Kiambu district 1,216 patients were admitted to the Native Hospital and 9,471 out-patients were treated. There were three dispensaries open in the Reserve. Ulcers, helminthiasis and pulmonary affections formed a large proportion of the diseases treated while malaria showed an increase. Nige patients were admitted suffering from anthrax.

25. The hospital at Fort Hall, Mburanga's Hospital (some twenty miles away) and the three dispensaries in the Reserve were fully occupied during the year and did good work. The total number of in-patients was 1,664, and 12,248 out-patients were treated.

An outbreak of measles amongst infants and two outbreaks of dysentery had numerous fatal results.

26. Owing doubtless to the recent depression in trade the townships and trading centres in the district progressed little; the system of Temporary Occupation Licences undoubtedly militating against sanitary improvement.

27. The Local Native Council responded in a most gratifying manner for the furtherance of medical work.

28. In the South Nyeri district the hospital accommodation amounts to roughly one bed per thousand of the population. There is the Native Civil Hospital at Nyeri under the Medical Officer, Fort Hall, with an Indian sub-assistant surgeon in

cattle drinking places provided. Refuse disposal was attempted in a small way but funds were scarce as, until December, it had not been decided whether Government or the Local Native Council should be responsible for such services.

14. Inevitably much time was spent amongst the mining community in inspection and instruction but fortunately the gravity of the situation was very generally recognized and help was readily forthcoming.

15. In the Central Kavirondo district a considerable improvement in health matters was achieved in trade centres. This is particularly noticeable in Yala.

16. The sanitary inspector at Maseno cemented seventeen springs in the district, thus doing much to improve water supplies besides being valuable anti-malarial work. A well was dug on the township border and a hand pump was installed. The pump, which was presented by Mr. J. L. Riddoch, was the first of its kind to be installed and a photograph appears at the end of this Report. More wells were dug in Sakwa and in the Kano plains and, if these prove successful, they should be of great value both from the public health point of view and in affording good water to the people. It is hoped that they themselves will put in many pumps similar to that installed by the Local Native Council in Kano West.

17. Fly trapping experiments on Maboko Island continued and, while the results so far obtained are not conclusive, the reports showed that the incidence of tsetse was very greatly reduced.

18. Maternity clinics were opened at Nyahera and South Teriki and these are proving of great value. They are in charge of girls sent for training by the Local Native Council to the Lady Grigg Welfare League Maternity Home at Pumwani. Miss Cochrane of the Native Hospital visits frequently with the medical officer. Unfortunately there is some danger of this work being hindered by the marriage of the trained girls, and an attempt is therefore being made to find young widows or older women for training who would be less likely to desert their posts for matrimony.

19. In the South Kavirondo district there are nine dispensaries in the Reserve which are visited periodically. They were attended during the year by 47,177 new cases.

20. The year was not marked by any epidemic except an outbreak of chickenpox in the Bakoria country in Kisii. The

disease was brought to Kisii by some remand prisoners and broke out in the prison. Eighty-three new cases of trypanosomiasis were treated during the year. Tsetse fly control in the Kuja area continued satisfactorily and important results are hoped for from this work. No cases of human rabies occurred during the year.

21. In the Kericho district there is a doctor and a nursing sister at the Kericho Hospital and there are three dispensaries in the Reserve which are entirely maintained by Local Native Council funds.

Central Province.

22. In Nairobi 35,008 patients attended the three clinics at Pumwani, Pangani and the Railway Landies, while the Lady Grigg Maternity Home at Pumwani continued to do useful work and admitted 304 patients during the year.

23. A sum of £2,000 was voted from the Municipal Trust Fund for a new sewage system in Pumwani and it is hoped to complete the work in 1934.

24. In the Kiambu district 1,216 patients were admitted to the Native Hospital and 9,471 out-patients were treated. There were three dispensaries open in the Reserve. Ulcers, helminthiasis and pulmonary affections formed a large proportion of the diseases treated while malaria showed an increase. Nine patients were admitted suffering from anthrax.

25. The hospital at Fort Hall, Muriranjia's Hospital—some twenty miles away—and the three dispensaries in the Reserve were fully occupied during the year and did good work. The total number of in-patients was 1,664, and 42,248 out-patients were treated.

An outbreak of measles amongst infants and two outbreaks of dysentery had numerous fatal results.

26. Owing doubtless to the recent depression in trade the townships and trading centres in the district progressed little; the system of Temporary Occupation Licences undoubtedly militating against sanitary improvement.

27. The Local Native Council responded in a most gratifying manner for the furtherance of medical work.

28. In the South Nyeri district the hospital accommodation amounts to roughly one bed per thousand of the population. There is the Native Civil Hospital at Nyeri under the Medical Officer, Fort Hall, with an Indian sub-assistant surgeon in

charge; a hospital at the Church of Scotland Mission at Tumu Tumu and a large native hospital at Kerugoya with a staff of four Europeans. There are also three dispensaries in the Reserve.

29. The Local Native Council showed increased interest in public health and sanitation and maintained at Kfratina a public water supply, a slaughter house, public latrines and refuse pits and an incinerator, and at Kamakwa public latrines and refuse pits. It is hoped to extend this system.

30. In the Meru district owing to the curious climatic conditions an abnormal amount of sickness was reported and a great strain was put upon the accommodation of the Meru Native Hospital. It would appear that native prejudice against medical treatment is gradually breaking down, which is evidenced by the fact that out-patients increased by 20 per cent. The Local Native Council showed great interest in public health matters. There are ten dispensaries in the district.

31. Sporadic outbreaks of plague occurred in Ndia and Kichugu in the Embu district and progress in accordance with Local Native Council resolutions was made with public health measures.

32. In the Akamba areas medical work made great strides in the Machakos district. The accommodation of eighty beds at the Native Hospital was taxed to its utmost and it was frequently necessary to refuse admission. There were eleven dispensaries in the Reserve and three African health workers started work in September.

Of the health of the population the medical officer writes—

"The medical facilities in the Reserve have also been taxed to a considerable extent; not, I think, on account of more illness, but rather because more people are demanding attention. . . . The majority suffer from chronic ill-health: indifferent and inadequate feeding, repeated attacks of malaria, prolonged sepsis, tapeworm being the foremost contributory causes. Nevertheless, there is no reason to think that they are worse off than those living in other districts."

The Local Native Council bore a much greater share of expense in connection with medical work than in former years and a scheme for further expansion was considered during the year and included in 1934 draft Estimates.

33. In Kitui the health of the staff was generally poor. This is in part due to the intrinsic unhealthiness of the whole district, in part to the lack of funds for development.

The Medical Officer reported that, despite the lack of water and deficient food supplies, the general state of health of the natives appeared to be remarkably good. Malaria was very widespread, chronic ulcers, intestinal parasites and yaws were common, but death-dealing diseases such as pneumonia, plague, tuberculosis and dysentery were remarkable for their rarity. In his opinion the comparative isolation of the district, and within the district, of the individual inhabitants is a contributing factor. The Kitui Wakamba are pleasant and intelligent, still in an unsophisticated and primitive state, and having many difficulties of climate and nature to contend with show a commendable breadth of vision and desire to accept new ideas and learning, once these ideas are proved sound to them.

34. The Native Civil Hospital at Kitui has forty beds to which 1,127 new cases were admitted during the year and 8,324 (new cases) out-patients were attended. Patients—including twenty-seven maternity cases—were also treated at the Mulango mission.

There are six dispensaries in the Reserve erected by the Local Native Council, of which two are staffed and equipped by Government and the remainder by the Council: 64,327 patients were treated there during the year. Anti-malarial works were constructed in the township but a rainfall of 35.29 inches in less than two months made the extinction of mosquitoes difficult.

Coast Province.

35. Progress was made with the general cleanliness and sanitation of the town of Mombasa. A great step forward was made, particularly as regards milk supplies from Mariakani and Mazeras, by obtaining the co-operation of the district officers for the improvement of dairy methods at the source.

36. A medical officer is in charge of the Kiliifi Hospital of thirty beds, the small Malindi Hospital, where there is a sub-assistant surgeon, and four dispensaries in the Reserve, where nearly 2,000 more patients were treated than during the previous year. The Kiliifi Hospital was only opened in 1932 but admitted 421 patients and 3,196 out-patients, a fact which proves that the people appreciate the facilities offered them. Yaws is still very prevalent but there were signs that its incidence was decreasing. Malaria, intestinal parasites, and

venerable disease were common. The Church Missionary Society Hospital at Kaloleni is well equipped and was well attended and excellent work was done.

37. A large proportion of the patients treated at Kipini suffered from yaws. A dispensary is maintained at the Ngao Mission.

38. At Lamu the hospital was enlarged and the average attendance was ten in-patients and seventy out-patients daily. The three district dispensaries were well attended. Birikas, wells and tanks were kept well stocked with fish to eat the mosquito larvae.

39. In the Digo district anti-malarial works of great value were carried out under the supervision of the medical officer of health and preventative measures against the hook-worm menace continued. It is difficult to educate the Digo in health matters. A "cleaner village and house campaign" was undertaken among this tribe with most disappointing results; and it must be admitted that the Duruma villages, which have not been the subject of any campaign, compare favourably from the point of view of cleanliness with the Digo villages. This can be attributed mainly to the inherent differences between the two tribes. There were two medical officers in the district during the year and, at the hospital at Msambweni which was opened at the end of the year 1932, 477 in-patients were admitted and 1,905 out-patients attended.

40. A special investigation into the health of the Wadigo people has been carried on by the Medical Department for some years. During the year the Registration of Births and Deaths was continued and an age group census was introduced but, owing to pressure of work at Msambweni Hospital and time devoted to the improvement of rural sanitation, the clinical examination of "unselected natives" could not be carried out to as great an extent as in former years.

An epidemic of whooping-cough occurred during the year and probably was instrumental in bringing the rate of mortality from diseases of the respiratory system up to 42.4 per cent of the total. Diseases of the digestive system and malaria were very prevalent among these people but the incidence of yaws appeared to decrease.

During the year the leper colony was moved from Lamu to the district and seventy-three cases were treated during the year.

41. As a measure of economy the hospital at Voi in the Teita district was partially closed and, in a year marked by an unusual amount of sickness, this proved a serious loss to the community. The prolonged drought and the consequent inadequate food supply were factors probably responsible for a series of epidemics—whooping-cough, broncho-pneumonia and measles—which took a heavy toll of the population, particularly the children. A mild epidemic of mumps and an epidemic of dysentery occurred in the latter half of the year. A venereal disease appears to have a low incidence in the Reserve.

The Local Native Council showed itself to be entirely in favour of the upkeep and improvement of medical work in the Reserve. The work of the female hospital dressers (primarily child welfare workers), was particularly appreciated by an ever increasing number of patients.

Rift Valley Province.

42. In the Baringo district the hospital at Kabarnet is still regarded with considerable suspicion and natives try their own medicines and charms before resorting to its help. The attendance, however, improved during the year; a demand was made for simple medicines for use in the natives' homes and the value of quinine appeared to be appreciated.

Malaria was very prevalent in the plains, and ulcers were common throughout the district, but the health of the hill-dwellers was on the whole good.

It was not possible to interest the people in public health measures.

Sou Province.

43. In the Elgeyo-Marakwet Reserve there is a hospital ward and a dispensary at Tatabach and a dispensary at Marakwet. The Nandi district is under the care of the medical officer stationed at Kakamega.

44. Dr. Martin, when medical officer of health at Eldoret, made a short survey of the conditions in the Elgeyo Reserve and the following extracts from his report give a picture of the physical state of the people:—

"It may be said at once that the amount and quality of food supplies produced are markedly insufficient, especially so in times of drought. The result is, as meat-eating is not general and stock is allowed to multiply excessively, that an unequal distribution of their foodstuffs takes place, always, it appears, to the disadvantage of

the children. The acreage under cultivation . . . is probably under half-an-acre per family . . . and bordering perilously on the famine limit. Mr. Lewis's report gives the infant mortality at about 30 per cent . . . It is fortunate that major infective diseases are uncommon or absent . . . The tragedy of this race to me is the condition of those in whom their hope must be based for the future, the children . . . The condition of those from weaning time onwards is very poor and in some pitiable.

The Moran and young women on the whole form a group physically comparable with the average tribe in this country . . . and it says much for the recuperative powers or whatever may be concerned of this people that they can change into such fine specimens after a half-starved childhood."

Masai Province.

45. A sub-assistant surgeon was in charge of the hospital at Narok. A travelling dispensary was instituted at the end of the year and this proved so successful that it is hoped to send out more than one next year.

The most prevalent diseases would appear to be venereal diseases and pulmonary complaints and a peculiar, and as yet undiagnosed, disease called by the Masai East Coast Fever.

A European, while on a shooting expedition in the Lower Mara, contracted sleeping sickness, which is thought to be a sequel to a raid early in the year by Kenya and Tanganyika Masai to Ikouma in Tanganyika Territory as a result of which three Masai are believed to have died of sleeping sickness. This is the first authentic case reported in the district.

46. There is a native dresser at Kajjado. The Local Native Council undertook to subscribe £50 towards the construction of a small hospital at the Africa Inland Mission at Lasit.

Northern Frontier Province.

47. The medical officer stationed at Meru was in charge of the hospitals at Isiolo and Marsabit. The native population in Isiolo district suffered a good deal from malaria during the year but, from a re-examination of all the children in Marsabit station, it would appear that malaria is not endemic in that area.

The Bible Churchmen's Missionary Society maintained a dispensary at Marsabit and is building a small hospital.

48. The medical officer stationed at Moyale was in charge of the somewhat primitive hospitals at Moyale, at Mandera and at Wajir, where there is a sub-assistant surgeon and a native dresser was stationed either at Darkali or Ramu. The medical officer is dealing with a nomadic population of approximately 25,000 in an area of about 32,000 square miles which, while it lessens the spread of epidemic disease, makes medical attention very difficult.

Acute conjunctivitis, malaria and diseases of the respiratory system seemed to be the chief causes of ill-health while at Moyale a large number of Abyssinian subjects were treated—the majority suffering from venereal disease and tape-worm.

Turkana Province.

49. In the West Suk district a sub-assistant surgeon has a small native hospital of mud and wattle of which the natives took full advantage.

50. There is one medical officer in the Province stationed at Lodwar, where there is a hospital, and a sub-assistant surgeon attended to the civil and military units stationed at Lokitaung as well as to the native population who did not, however, attend in such numbers as at the other stations. The medical officer frequently visits the hospital at Kaputir, which is in charge of a native dresser.

51. There was no serious epidemic during the year, but a mild outbreak of dysentery and stomach troubles occurred at Lokitaung, but the number of patients treated in the Province showed a great increase over the previous year.

The incidence of venereal disease amongst the Turkana is still very high and conjunctivitis, malaria and bronchitis are common complaints among these people.

CHAPTER VIII.

FORESTS.

Owing to financial stringency slow progress only has been made with the carrying into effect of the policy adopted for the conservation of forests of importance in Native Reserves.

2. Areas of approximately 67,000 acres in the North Kayirondo, 10,000 acres in the Kanasia, and 2,000 in the Machakos Native Reserves were proclaimed as Native Forest Reserves.

It is hoped to proceed steadily with the work of demarcating or permanently protecting the remaining areas of forest land.

3. Forest destruction is decreasing and, with few exceptions, popularity of tree planting in the Reserves is growing and with it a realization of the economic benefit to be derived. During 1933 the lack of rain, particularly in the Central Province, destroyed a number of seedling trees.

Nyanza Province.

4. Seedling nurseries have been established in most locations in the districts and a large number of seedlings have been distributed.

Natives have seen the advantages reaped by others in the Kakamega area from the sale of trees and really have been "tree-minded" though they have yet a lot to learn in regard to planting and care of the seedlings.

5. Concessions were granted in the Kakamega forest for the cutting of mining timber and arrangements were made to replant the areas.

Central Province.

6. Reafforestation was carried on in most districts through the medium of the Forest Department and also the local Native Councils.

Natives are at last beginning to realize the advantages of trees both from the point of self-enrichment and prevention of erosion and for their intrinsic economic value.

Considerable progress was made in tree planting in Fort Hall, Meru and Machakos and, though the types most in demand at present are the commoner and quick-growing types of *Eucalyptus*, *Macrocarpa*, *Wattle* and *Grevillea Robusta*, it is hoped that progress will soon be made with indigenous trees.

7. A forester was in charge of the Machakos district throughout the year and fifty acres were planted up during the year. He took over the supervision of the Local Native Council nurseries for the distribution of trees to natives for their own planting, who had prepared small tree shambas, under the supervision of administrative officers, to receive them. A total of 1,146,000 seedlings were distributed during the year.

Coast Province.

8. The coast forests were under the supervision of an Assistant Conservator of Forests stationed at Mombasa.

The mangrove creeks round Mombasa, which had been closed since 1923, were reopened during the year and nearly eighteen thousand poles were cut and eighty-two tons of bark were exported to England.

9. Mvuli seed was ordered and a nursery at Kwale constructed with a view to planting up a considerable area of the forests in the Digo district and for raising experimental species for trial in the Shimba Hills. Both Mvuli and Bamba Kofi have been cut out in past years but no replanting has been done.

10. The royalties collected at Lamu amounted to £649, an increase of over £200 over the previous year.

11. The Gum Copal Concession in the Kilifi and Digo districts referred to in last year's Report expired in November and was not renewed.

12. There are no Forest Reserves in the Teita district but, as a result of continual propaganda, the number of natives who appreciate the folly of failing to conserve such patches of forests as still exist is increasing. The Local Native Council afforestation staff of six continued to render useful service, and despite adverse weather conditions afforestation made steady headway.

Nzoia Province.

13. The Elgeyo-Marakwet Local Native Council, received royalties amounting to £413, after defraying the cost of the services rendered by the Forest Department in maintenance of their Forest Reserve. This comprises 26,600 acres. A survey of the forest north of Marakwet was started during the year.

14. The Nandi Local Native Council employs two trained nurserymen who were occupied during the year in planting and in growing seedlings for issue.

Agreement between the Forest Department and the Local Native Council for the preservation of the large area in the district, mentioned in last year's Report, was reached, and demarcation of the southern block of 51,267 acres was completed and good progress made with the demarcation of the northern forest along the Escarpment.

Masai Province.

15. The Masai have so far considered it their right to cut down any trees in their country and have not yet begun to appreciate the economic value of forests.

16. The reforestation of the Ngong Hills proceeded but cut-worm and the drought played havoc with the trees planted during the year.

17. A small plantation of Eucalyptus was made at Kajiado. There was a heavy mortality amongst Eucalyptus, Cypress and Nandi flame trees planted fifteen to twenty years ago by the Magadi Soda Company.

Northern Frontier Province.

18. Of the Marsabit Forest the Conservator of Forests writes:—

"The main value of the forest is climatic. Marsabit is an isolated mountain in a vast area of low, dry and very hot country. It is sufficiently high to catch clouds by the cooling of the air and condense moisture is . . . very greatly increased by the presence of the forest. The rainfall though much higher than the surrounding districts is comparatively low but there is in addition many days of dense fog over the mountain and much of this fog is actually condensed on the trees and soaks into the ground, so helping the springs and water-holes on the mountain. The fog, which is partly due to the forest, also of course helps to keep growing the grass over the whole district affected by it. It is essential that the forest should be preserved . . ."

CHAPTER IX.

AGRICULTURE.

1. During the year under review the Colony was practically free from the depredations of locusts which had caused considerable damage to the crops in the two preceding years. Unfortunately, however, the almost complete failure of the long rains in many areas and the uneven rainfall registered in other areas, particularly in the Nyanza Province, caused serious damage to the crops and a consequent depreciation in the agricultural output. Certain District Officers considered that the year 1933 had been the worst year so far recorded.

2. In the Baringo district of the Rift Valley Province famine supervened and it was necessary to feed the backward

Kamasia people. It was also necessary to ban the export of foodstuffs from the Nyeri and Machakos districts of the Central Province, and from certain coast areas, for certain months of the year, but no famine relief was necessary.

Of this the Agricultural Officer stationed at Nyeri writes—

"This shows how greatly the native has advanced in general agricultural methods and in his means of storing food crops. Such a drought occurring ten years ago should undoubtedly have led to a severe famine."

3. The year was, however, not without events worthy of record. The output of the cotton crop in Nyanza Province, and in the Kilifi district of the Coast Province, and of the wattle bark industry of the Kikuyu areas were most encouraging and augured well for the future.

Coffee growing by natives was instituted in the Meru and Embu districts of the Central Province; a comprehensive scheme of swamp drainage was successfully carried out in the South Nyeri district; reconditioning was continued in the Machakos district and in the Baringo district of the Rift Valley Province.

It is encouraging to be able to report that, with few exceptions, the natives showed an indication that they were becoming more agriculturally minded.

Nyanza Province.

4. The Provincial Commissioner reports:—

"The rainfall for the year has been disappointing, not so much from lack of rain as from bad distribution.

The chief work during the year has been to improve both quality and quantity of products and much credit is due to the Agricultural Officer for what has been accomplished.

Application of the rules governing sale of maize, groundnuts and simsim had a good effect and there is a definite and noticeable increase in the quality of those main crops.

In regard to quantity it is difficult to get figures as there is no means of ascertaining exactly what is consumed by employers of labour on the mines and the tea estates, etc.

The following figures compiled by the Railway are given and, I think, can be taken as meaning export from the Province of Native Produce:—

	Tons
Beans	359
Ghee and Butter...	721
Chillies	3
Groundnuts	589
Hides	896
Maize	17,534
Maize Meal	4,299
Pulses	1,948
Simsim	3,678
Skins	90

There is no doubt that natives are waking up to the fact that they must rely more and more on their shambas for money to pay taxes and buy luxuries and in most parts there is a satisfactory keenness to progress."

5. In the North Kavirondo district special efforts have been directed during the year to increasing the acreage under maize and simsim, and improving the quality of maize seed sown and the methods of maize cleaning. The price of maize rose in December. In Kimilili location progress was made towards real small farms and there are some shambas of twenty to twenty-five acres.

The simsim, nitama and wimbi crops yielded well and tentative efforts were made with Tung Oil and dark Nyassa tobacco.

The Local Native Council seed farm progressed steadily and the acreage under cultivation grew during the year from fifteen to thirty-six acres.

6. The cotton crop was very satisfactory and yielded a record weight even though the price, which started at ten cents, dropped to eight cents. The following figures show what was bought by the three ginneries in the past years:—

	lb.		lb.
1924	1,024,784	1929	2,259,497
1925	1,838,920	1930	1,170,218
1926	1,428,110	1931	918,867
1927	1,045,488	1932	2,166,352
1928	1,402,400	1933	3,940,764

The prospect for 1934 is even better.

7. In the Central Kavirondo district the weather conditions which prevailed rendered unsuccessful a comprehensive planting scheme, which was prepared for the whole district, reduced the cotton crop harvest in the Asembo, Kadimu and Samia locations and in Nyakatch the harvest of a large issue of ground-nut seed. Nevertheless the cotton crop reaped in Samia showed an increase over any previous year.

8. The quality of South Kavirondo groundnuts improved considerably but owing to the drought and an attack of rosette the yield was disappointing.

Much useful work was carried out at the Kisii Local Native Council seed farm where a coffee nursery was planted up with sufficient seed for one hundred acres. The cotton yield and price were low but the area under cultivation was increased. A wheat crop did well in the Kisii highlands and an experimental seed issue was made to intelligent natives of Madagascar butter beans and marrowfat peas.

9. In the Kericho district the increasing number of tea estates ensure a good market for the maize crop and attention is being directed to planting up old fields with grass, the cultivation of beans and to apiculture.

Central Province.

10. The Provincial Commissioner reports:—

"After bumper crops during the short rains it is depressing to report that the long rains crops were almost a complete failure owing to drought. All districts suffered but those hardest hit were South Nyeri, Fort Hall, Kiambu and Machakos. It is an interesting comment on the advance in native agriculture that no famine relief was necessary.

The normal crops were grown during the year, but a notable feature was the great increase in production and consumption of the European potatoes. This has practically superseded the sweet potato for human consumption."

Seed production on a large scale on seed farms replaced the old method of numerous small demonstration plots.

11. The four most important agricultural questions dealt with during the year were swamp drainage, the wattle trade, prospective coffee cultivation by natives, and the need for extensive reconditioning in the Machakos district.

It had steadily become obvious that owing to the drought a considerable shortage of food would be experienced in the South Nyeri district and the Agricultural Officer proposed that a system of swamp drainage should be initiated by communal labour.

With the agreement of the Local Native Council, and under his supervision, some 5,000 acres of swamp were drained and, by the close of the year, yielded excellent crops of European and sweet potatoes and early ripening maize. There is no doubt that in certain locations the harvest from these swamps was all that stood between the natives and acute food shortage, and it was a tragedy that large areas were completely blighted by the abnormal frosts which affected the whole of the South Nyeri district. The scheme was also put into operation in Fort Hall.

12. The wattle trade is now established as the staple industry of South Nyeri, Fort Hall and Kiambu. Without it there would, undoubtedly, have been an inability to purchase necessary foodstuffs or to meet taxation. From small and confused beginnings within a few years it has developed into a well organized industry. By means of inspection, instruction, checking of immature-cutting and the imposition of fresh wattle bark rules the Agricultural Officer reports that the quality and value has been improved out of all recognition, and is now equal to that produced in other countries. There has been a ready and rising market and the grower has experienced a most satisfactory year. The value of wattle does not rest on the bark alone. The native finds in it his poles for building, his firewood, a means of preventing hillside erosion and of improving soil fertility.

13. On grounds of policy the areas agreed on for the experimental growing of coffee by natives, are situate in the more remote and backward districts of Embu and Meru. Here distance and transport charges preclude the economic production of the less profitable staple crops, and, at the same time, their very isolation should prevent friction between the native growers of coffee and the larger established European farmers.

14. In the Kiambu district propaganda encouraging the use of "boma" manure was vigorously carried out but the temptation to sell it for a few cents to traders who transport it to European farms is difficult to combat and progressive impoverishment of the soil results.

15. The District Commissioner, Fort Hall, writes "that the year can be said to have been one of excellent agricultural progress". The majority of the natives have, after considerable opposition, appreciated the value of the inspection markets for wattle bark and asked that their functions may be extended to maize and other crops. A very large issue was made during the year from the various seed farms in the district. A fruit nursery and citrus orchard were started in the boma with a view to selling budded orange trees and other fruit trees to natives at a low price.

16. In the grounds of the South Nyeri Local Native Council House there is a flourishing plantation of oranges, lemons, Japanese plums and peaches, planted with a view to popularize fruit growing with the natives of the district, and a number of custard apples have been planted at Tambaya.

17. In the district the harvest of crops was some 70 per cent below the average and the year was most disappointing from the agricultural point of view.

18. In the Meru district the distance from a market, the lack of cheap transport facilities and the social system which prevents younger men from taking any part in agricultural work in the Reserve militate against agricultural advancement. The drought seriously affected the grazing and by the end of the year food stores were seriously depleted.

Kenya Governor wheat and simsim were issued for planting in November in the Embu district and seem to have done well and the Agricultural Officer prepared experimental plots with a view to placing a large area of the low country under cotton.

19. In the Kitui district the uneven rainfall, caterpillars and, in some parts of the district, locusts did much damage to crops. An experiment made in cotton growing proved successful and an increased area was planted up. In certain locations the pigeon pea harvest was fair and increased plantings at seed farms were made with miscellaneous crops.

20. In the Machakos district the failure of the long rains resulted in a food shortage in many parts of the Reserve and a harvest was obtained from the pigeon pea crop only on low-lying alluvial shambas. However, at the end of the year the crop prospects were excellent and an encouraging feature has been the increased interest taken by the more advanced natives and the greater use of ploughs and other ox-drawn implements resulting in larger areas of land under cultivation.

Large issues of seed were made in the Reserve and an experiment was made with cotton growing in some of the lower lying locations of the Reserve.

The reconditioning demonstration area at Mbooni was completed with excellent results and a further demonstration area was started in Kitete.

Coast Province.

21. A rainfall, well below that of previous years, greatly decreased the harvest of crops.

22. In the Malindi district the 1932-1933 cotton crop, which with normal weather conditions should have been much larger, exceeded 1,000,000 lb., constituting a record, which stimulated an interest throughout the district and an intensive campaign resulted in the sowing of a largely increased area. The Mazeras Ginnery was built by Messrs. Coastal Ginners Limited during the year.

Experimental growing at Kibarani showed that up to 980 lbs. of seed cotton can be produced from one acre of average soil while it is anticipated that the Nyika should be able to reap a good crop.

23. Propaganda to encourage picking and increased planting of cashew nuts was carried out and agricultural instructors instituted village to village planting campaigns, while Mr. W. G. Lillywhite of Sokoke imported machinery for their preparation and canning. In the past many Nyika have allowed the fruit to rot rather than to take the trouble to pick and sell it.

24. An intensive trial was given to tepary beans, which proved to be an excellent drought resisting food crop, and sweet mtama (Bonganhilo) and black simsim were successful.

The area of Kibarani was extended and food crops were successfully bulked.

The price of copra was extremely low and its export did not prove a commercial possibility.

25. In the Kipini district rice production on the Tana was much below normal as the river did not flood at all in the long rains.

Reduced crops ripened late in the lower locations but, on the upper river, many villages harvested no crops at all but subsisted on wild fruits, roots, bananas and fish. Adequate short rains and a river flood in December allowed the year to close in a more hopeful atmosphere.

26. A preliminary survey of the Umba Valley in the Digo district was made by the Executive Engineer, Public Works Department and the Agricultural Officer, and indicates an area of some 900 acres suitable for irrigation. Investigations are proceeding.

A further proposal under investigation is to use the Lumi River springs at Taveta.

27. In the Teita district development on an extensive scale steadily continued at Mwatate and Taveta. Both are mainly sisal estates, but pineapples have proved both successful and lucrative at Mwatate, and most interesting experiments in a variety of crops are being carried out by Major Layzell at Taveta.

In the Teita Hills Major Dru Drury with his coffee succeeded in winning a prize at the recent Agricultural Show in Nairobi.

Rift Valley Province.

28. The position was mainly governed by the rainfall, the long rains failing, for practical purposes, completely, but good rains fell in July, August and September.

29. In Kamasia an intensive campaign was carried out to further production of foodstuffs which included the encouragement of cultivation in the high country by the residents in the low arid country. Some six hundred families were induced to take part in this.

Maize, wimbi, beans and sweet potatoes were the crops grown. During the late rains replanting was effected and sufficient crops were produced to allow of the cessation of famine relief in November.

The late planting was made possible by seed purchased from the Local Native Council funds at a cost of some £200; and distributed by the Local Native Council lorry.

At the end of the year the pressure for increased cultivation, in preparation for the year 1934, was kept up.

30. The main object of the administration has been, and must continue to be, to raise the general standard of living by increasing the food production, both in agricultural and animal products. It is only when that is achieved that medical and educational services will become effective.

31. In July the Senior Agricultural Chemist made a survey of the alluvial flats at the southern end of Lake Baringo and reported that it was a most promising area for cultivation

under irrigation. The soil was analysed and found suitable, and the country was reported on favourably from an engineering point of view. If the scheme were carried out the ultimate object in view would be to create a number of small holdings, under expert supervision, growing maize and mtama, and possibly lucerne.

32. The reclamation of the area closed last year for purposes of reconditioning was accomplished, with the result that there is now plenty of grass and a considerable number of saltbush trees scattered throughout the area.

An attempt to introduce fodder crops was begun. It was viewed with some suspicion by the natives as a usurpation of the functions of nature whose duty, they consider, is to provide the necessary water and grass. It is hoped that the advantage of a store of cattle food will be appreciated. A hay crop was reaped at Mkyuni. The District Commissioner writes:—

"In an effort to conserve what little grass remains in the district it was decided at the beginning of the year, with the consent of the natives concerned, to close two areas to sheep and goats for the period of the rains, thus giving the grass more chance to recover . . . It is encouraging to note that when rain came . . . a headman on his own initiative closed the Emining plains to sheep and goats, sending them into the barren hill country where there was sufficient food on the various bushes . . . The essential conditions for success is to interest the native and prove to him the value of our ideas. Our beginnings are of necessity very small and, at present, will have no alleviating effect on the stock problem, but we hope by interesting a few intelligent individuals to get the natives on our side eventually."

Nzoia Province.

33. In the Nandi Reserve magnificent crops of maize, potatoes and white runner beans were raised on the Local Native Council's seed farm under the supervision of the District Commissioner. The seed was distributed to the location seed farms supervised by the location headmen and the result should be an ample supply of seed for all locations for 1934.

The District Commissioner writes:—

"My main objective has been to find crops, both for food and for sale, which will not be utilized for the manufacture of beer. I have steadily been forced to the

conclusion that the increased production of cereals is not going to increase the wealth of the tribe and far from being a benefit to the tribe is a menace. Practically all cereals are turned into beer, and all that is achieved by increased production, is increased drunkenness and its attendant evils."

It was found that white runner beans, marrow fat peas and linseed gave satisfactory yields, while potatoes yielded as much as seventy bags an acre.

34. The Provincial Commissioner reports:—

"It is hoped that the Nandi will gradually adopt potatoes, which they definitely like, as part of their staple diet, and so release some of the milk for manufacturing purposes.

Excellent crops of potatoes and maize were grown in the Kapsabet School gardens, which will materially reduce the cost of the pupils' board.

At Tambach and Marakwet the crops were not so successful owing to the partial failure of the rains. An area of about twenty-five acres, about two miles from Tambach station, was selected by the Agricultural Officer, Kitale, with the consent of the Local Native Council, and was planted with beans, sweet potatoes and cow peas. Good crops were obtained and were issued as rations to natives living in the famine stricken areas of the district. An area of about fifteen acres at Marakwet boma planted with maize by the natives in receipt of famine relief was not so successful owing to partial failure of the rains."

35. Neither the Marakwet nor the Elgeyo cultivate to any appreciable extent the fertile highlands of the Elgeyo-Marakwet Reserve, which are mainly utilized for the grazing of cattle.

Masai Province.

36. An increasing tendency to agricultural development was shown at Ngong, the actual cultivation being done by Kikuyu wives or Kikuyu employees. The small Kikuyu settlement at Narok harvested nothing at all, but the fact that a Siria Massai asked permission to employ two Kavirondo to teach him how to plough suggests that a time may come when these nomadic pastoral people may realize the value of producing crops.

Northern Frontier Province.

37. Vast areas of the Province are unsuited to agriculture; the exceptions being the vicinity of Massabit, a portion of the Moyale district and the banks of the Tana River in the Garissa district. Drought has militated against production in the first two districts and the backward state of the Tana River people impedes progress.

38. Of the Garissa district the District Commissioner reports:—

"Agriculture remains extremely disappointing in the district. The agricultural population which is confined to the river is drink-sodden and backward. It is, however, noticeable that the Somalis and Galla are taking more interest in agriculture than previously and this is especially noticeable in the case of the Galla who have had heavy losses from rinderpest. The yield was not so bad as might have been expected on the Upper River near Bardale and it was observed that a good crop was obtained in August by a few who had planted their seed at the bottom of a hole sunk to river moisture level, the seed having first been soaked for two days. The greatest shortage of food was in the neighbourhood of Bura and the price of maize rose considerably as it had to be imported from Lamu towards the end of the year. Experimental plots made at each headman's village were neglected or allowed to run to waste."

39. The drought and black caterpillars destroyed the production of a large area where maize, millet and teff were planted near Moyale. A little millet was grown near Mandera. The rainfall for the year was only 19 inches in the district.

The drought was the cause of almost a complete failure of all crops in the Marsabit district. Good rains fell at the end of the year and a large area was again planted out under maize.

Turkana Province.

40. The Provincial Commissioner reports that in West Suk—

"... there are now six demonstration plots from which crops have been reaped this year. Many of them are in the charge of ex-pupils from the Kapenguria School under an Agricultural Supervisor. Potatoes are specially popular but now maize, onions, beans, carrots and groundnuts are all being grown and much appreciated. In this way the influence of the Kapenguria School is beginning

to be reflected in the improved condition of the native crops throughout the district. At the Agricultural Show held in Nairobi in December the display of vegetables from the school garden and demonstration plots attracted considerable attention—the onions and Canadian Wonder beans being pronounced as good as any on the Show.

In the hills round about Kapenguria, Mwina and Weiwei normal harvests were gathered, but elsewhere the rains were scanty and seldom more than a half crop was saved."

41. In Turkana district the failure of the rains and lack of water in the rivers resulted in even less agricultural production than usual. The experimental plot at Kaputir was kept up as a centre of distribution to the natives in the neighbourhood, many of whom are Ngabotok and essentially agriculturalists. The belt between Kaputir and Lokitaung, in the centre of which is Lodwar, registered a rainfall of less than one inch and was practically denuded of all vegetation and deserted by its population and wild fauna.

CHAPTER X.

LIVE STOCK.

Nyanza Province.

1. At Sangalo, Maseno and Kericho, there is a Veterinary Officer and a Stock Inspector stationed and also a Stock Inspector at Kisii. During most of the year South and Central Kavirondo were in quarantine which severely restricted movement.

2. Work at all stations concentrated on:—

- (a) Control and eradication of stock, animal and poultry diseases.
- (b) Improvement of cattle and poultry.
- (c) Improvement of hides and skins.
- (d) Improvement of quality and quantity of dairy production.
- (e) Establishment and supervision of markets.
- (f) Facilitating the movement of stock to and from the Reserves.

3. The Province was in quarantine throughout the year for rabies and bating was carried out and it is a great relief to be able to record that the disease appears to be dying out.

4. There was a great increase in the quantity of shade dried hides exported. In all districts a large number of shade drying *bandas* were erected, and the natives having appreciated the benefit to themselves, took a real interest in the work. The total value of shade and sun dried hides exported from the Province was £49,163.

5. In the opinion of the District Commissioner, North Kavirondo, the contributing factors were :—

- (a) Better price which made natives more susceptible to teaching.
- (b) Better preparation.
- (c) Increase in number owing to increase in meat consumption throughout the Reserve; but especially in the minefields area.

The value of hides exported increased in this district alone from £4,263 to £14,430. Marach and South Kitooh natives took first and second prizes in the open hide competition at the Agricultural Show held in Nairobi in December.

6. The Local Native Council operated thirteen field dairies under the supervision of the Veterinary Officer and despite the drop in the value of ghee the value of dairy products rose 100 per cent to £1,338. Again the district took first and second prizes at the Nairobi Show in this class.

It is believed that this valuable industry is but in its infancy in this district and it is hoped that an even greater expansion in production may be reported next year.

The improvement of cattle was studied and castration of scrub bulls by the Burdizzo method became popular.

7. A serious outbreak of rinderpest, which spread rapidly, occurred in Kimillili. The outbreak was first controlled by double inoculation, and later by quarantine, which was surprisingly effective. The native authorities gave every assistance in combating the disease.

8. The Central Kavirondo district has been in quarantine for bovine pleuro-pneumonia for ten years (and also the South Lumbwa district), but it was possible to revoke the quarantine regulations during the year. In both districts East Coast fever is responsible for considerable mortality among calves, the District Commissioner, Central Kavirondo district, estimating it to be as high as 60 to 80 per cent.

9. The export of butter fat from native dairies to the Kenya Co-operative Creamery at Lumbwa was very satisfactory, but negotiations as to grading are still in process.

CENTRAL PROVINCE.

10. The Kikuyu areas of the Province are not so dependent on stock for their livelihood as are the Akamba. Nevertheless there is no doubt that there is very considerable scope for development.

11. Rinderpest is endemic throughout these areas and during the year this disease was responsible for a big loss of stock; in particular in Meru and Embu. An obstacle to treatment is the communal nature of grazing and the expense of inoculation.

12. The Administration, Agricultural and Veterinary Departments co-operated actively with the problem of the preparation and disposal of hides and skins and by-products. Since the financial results of progressive action are immediately felt it has not proved difficult to enlist the sympathy and support of the natives. The price for shade dried hides, as opposed to sun dried, was 33 cents to 40 cents per lb. as opposed to 10 cents. Shade drying *bandas* were erected during the year in considerable numbers throughout the Province and driers have been trained in the Kikuyu areas by Agricultural Officers and amongst the Akamba at the African Veterinary Training Centre at Machakos.

13. Apart from the incidence of disease the most serious problem confronting the natives of Machakos, Kitui and Kiambu, in particular, is shortage of grazing and shortage of water over a large part of the area.

14. Three artificial sources of water have been installed by the Kiambu Local Native Council, which consist of :—

- (a) A ram and pipe line near Kikuyu station at Karai.
- (b) A bore hole at Kiboko near Limoru station.
- (c) A bore hole two miles from the above at Mirithu.

The first scheme is most successful, and preferable to (b) and (c) in view of the fact that the supply is permanent, and once installed requires little further attention. Possibilities of further similar development are being investigated.

15. As permanent rivers are less frequent in the Akamba country the only source of water supply must continue to be by boring and damming.

16. The scheme of cross-breeding poultry which proved so successful in Kiambu is being encouraged throughout the Province, and among the Akamba, who, for decent poultry and eggs can find a ready sale in Nairobi, either for retail purchase or for liquid egg preserving, Rhode Island Red, Black Australop and Light Sussex types are being issued free.

There is a poultry farm attached to the Veterinary Training Centre at Machakos, where natives are trained in animal husbandry, dairying and poultry management. In future pupils entering the school will be indentured for five years at the Government African School at Machakos and, after three years there, will do a final two years' course at the Veterinary Training Centre.

Coast Province.

17. Mr. S. G. Hassan was the Veterinary Inspector of the Province throughout the year and his three assistants were stationed at Mombasa, Mariakani and Lamu.

On Mombasa mainland there are two European-owned dairies and seventeen owned by Indians on the Island. Efforts were made to improve the latter and also the native milk supplies at their source at Mazeras, Mariakani and Likoni.

18. Rinderpest appeared in the Tana River district in March, where fly has spread extensively in recent years, and the Veterinary Inspector estimated that the losses of the Galla from rinderpest and trypanosomiasis amounted to 15,400 head of cattle.

The other mainland districts were affected by rinderpest in November and, though the loss in stock was not severe, the cattle trade was greatly disorganized.

19. It is encouraging to report that in the Kilifi district 6,750 lb. of ghee were sold at Sh. 26 a tin, whereas the output in the previous year was only 1,760 lb. At the Mariakani Veterinary Station in this district there is a hide drying shed and a poultry farm was instituted for breeding up stock for issue to the Reserve.

Rift Valley Province.

20. The drought caused enormous losses in cattle in the Baringo district, where the mortality probably exceeded 50 per cent, and sheep scab spread alarmingly in the Southern Kamasia locations and in Sacho, Kabarnet and Kapropita in the northern group. Two dipping tanks have been bought with which to combat this disease and dipping will soon commence.

21. As the result of Suk trespass into Samburu country pleuro-pneumonia broke out in August among a few herds. The epidemic does not seem to have spread but the consequences will be serious, as all hope of finding a commercial outlet for Suk cattle is frustrated for some years and the dangers arising from trespass into Laikipia are intensified.

Masai Province.

22. The cattle mortality during the year was appalling. Drought, rinderpest, East Coast fever, pleuro-pneumonia and anthrax took their toll of the emaciated beasts and an increase in "fly areas" is reported.

The District Commissioner, Kajiado, reports that "the feeling of the Masai towards inoculation and veterinary restrictions has undergone a great change. From an attitude of passive resistance they have adopted one of tolerance, if not of compliance, and signs are not lacking that they welcome pleuro immunisation of uninfected beasts".

Northern Frontier Province.

23. During the year it was decided to re-organize the veterinary services in the Province and allow the Veterinary Officer to concentrate on the eradication of pleuro-pneumonia in Samburu while, from the east, the development of the Lamu outlet from a quarantine post at Ijara was undertaken by the Veterinary Officer of the Coast Province.

24. In the Garissa district ghee factories functioned at Butuma and Garissa and the Somalis began to appreciate this industry as a means of revenue.

It was only possible to open the Samburu ghee dairies for a very short time during the year owing to the failure of the rains, but 1,796 lb. were exported at a price of Sh. 1,094.

CHAPTER XI.

TRIBAL POLICE.

1. The Tribal Police have continued to perform satisfactorily throughout the year and have had greater responsibilities.

2. In the Kitui district the Kenya Police Force unit was withdrawn and all their duties were efficiently carried out by the Tribal Police. The District Commissioner reports that their discipline was excellent. The disadvantages of this measure of economy are that in inter-tribal friction Tribal Police may be suspected of partisanship.

3. In the Fort Hall district a Tribal Police School was started with the object in view of teaching the men to read warrants of arrest and execution.

4. The Lumbwa Local Native Council showed an appreciation of the disturbed state on their border by voting money to increase the strength of the Tribal Police by twenty men in order to look after the young men who were stealing cattle from neighbouring tribes.

Nyanza Province.

5. The Tribal Police in each district have improved greatly in smartness and efficiency and a good stamp of man is recruited but it is too soon to suppose that they can take the place of the regular police for all purposes.

Central Province.

6. The Tribal Police have proved themselves an efficient and loyal body throughout the year and competition is keen amongst those desiring to enlist. Police units have now been withdrawn from all Reserves, except Fort Hall, Kiambu and Machakos, and here their work is mainly confined to the settled areas.

7. The scheme of Depot Training abandoned owing to lack of funds in 1932 was again mooted in 1933, and a restart will be made early in 1934. On economic grounds two depots will be formed, one at Machakos for the Akamba unit, and another at Nyeri for the Kikuyu. As a peripatetic sergeant instructor did not in the past prove satisfactory, squads of police will be detailed to Depot Headquarters for short periods of intensive training.

8. Steps are being taken in 1934 to abolish the anomalous uniform of the Akamba districts, which is only with difficulty distinguished from the uniform of the Kenya Police.

Coast Province.

9. The establishments were substantially the same as last year. The standard of efficiency varies very much between individual and individual and there is a natural tendency to utilize the services of the outstanding men wherever possible.

Rift Valley Province.

10. In the Baringo district the Tribal Police force of sixty-four men have been subjected to a severe strain in having to deal with famine relief and trespass control as well as their

routine duties. Of the force, recruited from a backward people, the District Commissioner writes that about one-third are able to think for themselves and enforce obedience and respect and the remaining two-thirds can only be trusted to perform direct simple orders.

Nzoia Province.

11. In the Nandi district the force, which includes several men who have previously served in the King's African Rifles and Kenya Police Force, showed considerable improvement in general work and also as detectors of crime.

12. In the Elgeyo district the force numbers twenty and appears to be a keen body of men. There is no lack of recruits and the force appears to be popular. It is hoped that if funds permit it may be possible to obtain a first-class instructor from the ranks of the retired non-commissioned officers of the Kenya Police.

Musai Province.

13. In the Narok district the force consists of forty-three men, of whom nine are uniformed and carry rifles when required. They are a useful and indispensable force but capable of improvement. The service is a popular one. In the Kajiado district the force numbers twenty-five. They are quite efficient for the work they are called upon to perform.

Turkana Province.

14. The standard of discipline of the West Suk Tribal Police improved considerably and it was very seldom that Kenya Police had to be used in the Reserve for arresting Suk.

In Turkana district too it was equally good. Competition to enter the ranks of the Tribal Police was very keen and the position undoubtedly carried considerable prestige. An experiment was made in the district to increase the numbers and train some of the force in the duties of Frontier Scouts in co-operation with the Frontier Tribesmen.

Northern Frontier Province.

15. In the Moyale district the idea of the scheme seems to have taken root and amongst the tribes the value of the Tribal Police increased and their authority was recognized.

In the Marsabit district the discipline was good and the force appreciate their training. In the Horr Valley a Tribal Policeman resisted a bribe and arrested a Somali tradesman whom he correctly suspected of contravening the game laws.

CHAPTER XII.

CRIME.

1. The Commissioner of Prisons reports that during the year 7,109 Africans were sentenced to imprisonment, which figure is an increase of 289 over the total for the previous year.

The total number of Africans sentenced to detention was 19,305, an increase of nearly 19 per cent over last year's figure of 16,234. There was a large increase in the number of natives sentenced to detention for non-payment of tax. A good many of the offenders came from fairly prosperous districts, where some of the population adopted the line of passive resistance to the payment of tax, while others made no effort to find their tax money, hoping that in the end Government would relent and grant them remission. It was necessary, therefore, to adopt a severer line of action in dealing with defaulters than in the past.

2. The following table of sentences awarded sets out, in comparison with those of 1932, the number of natives imprisoned, together with the number of sentences of detention, and shows, at the same time, the chief offences under which convictions were made:—

OFFENCES AGAINST LOCAL ORDINANCES—SHOWING WHETHER IMPRISONMENT OR DETENTION AWARDED IN 1933 COMPARED WITH 1932

ORDINANCES	1933		1932	
	SENTENCES AWARDED		SENTENCES AWARDED	
	Imprisonment	Detention	Imprisonment	Detention
Townships		2,161		2,457
Hut and Poll Tax	148	8,561	627	3,719
Native Registration	179	1,099	165	1,434
Native Authority	133	1,490	465	1,449
Employment of Natives ..	146	507	169	651
Liquor	927	474	117	789
Opiates	551	152	114	179
Various	893	3,334	1,060	3,120
Total Local Ordinances	2,902	17,778	2,717	14,843
Under Penal Code	4,127	1,527	4,103	1,386
GRAND TOTAL	7,109	19,305	6,820	16,234
		26,414		23,054

3. The nationalities and tribes of the 7,109 Africans committed to undergo sentence of penal imprisonment in 1933 compared with 6,820 so committed during 1932, were as follows:—

	1933	1932
(1) <i>Up-Country Tribes</i> :—		
Kikuyu	1,303	1,248
Kavirondo Luo	840	1,038
Kavirondo Bantu	779	939
Akamba	521	492
Nandi	405	455
Lummba	590	451
Kisii	211	249
Masai	255	120
Meru	283	116
Suk	68	90
Elgeyo	274	87
Embu	81	64
Kamasia	72	63
Turkana	10	17
Ndorobo	18	10
Various	153	90
	5,833	5,529
(2) <i>Coast Tribes</i> :—		
Swahili	407	396
Giriama	131	125
Di'o	34	52
Pokomo	4	33
Teita	59	33
Various	13	42
	648	683
(3) <i>Natives of Neighbouring Territories</i> :—		
Natives of Uganda	236	235
Natives of Tanganyika	290	313
Natives of Nyasaland	33	30
Nubians	59	23
Various	10	7
	628	608

The following comparative table indicates the position with regard to female and juvenile convicted prisoners:—

	1933	1932	1931	1930
Female convicts	243	231	193	195
Juvenile convicts	268	357	316	298

It is satisfactory to record a decrease in the number of juvenile prisoners. The figure of 268 shown in the above table is the lowest since 1929.

The Commissioner of Police ascribes the decrease in a measure to the fact that during 1932 active measures were taken by the Police against juveniles who on conviction were in a large number of cases returned to their Reserves and have remained there.

Of the 268, fifteen were sentenced to terms of from one to five years in the Reformatory and were transferred to Kabete, one medium- and four short-term served sentences of imprisonment and 248 underwent sentences of caning only. Out of the total forty-three had been previously convicted.

Of the 243 female convicts, eight were sentenced to terms of imprisonment ranging from one to five years, and 235 to short terms of imprisonment not exceeding six months. Twenty-seven had been previously convicted.

5. There was an increase in recidivism during 1933 as compared with 1932, the figures for the year under review being the highest hitherto recorded, as shown below :—

PREVIOUSLY CONVICTED

	Once	Twice	Thrice or More	Total	Percentage of Total Committals
					<i>Per cent</i>
1933	808	346	463	1,617	22.1
1932	712	305	411	1,428	20.2
1931	603	227	356	1,186	17.5
1930	617	182	287	1,086	16.0
1929	463	159	258	880	13.0
1928	353	112	202	667	11.2
1927	472	169	213	874	10.8

As usual, the great majority of the recidivists were convicted in the towns, the actual figures being as under :—

District	Total Convicted	Number of Recidivists	Per cent.
Nairobi	589	386	66
Mombasa	903	333	37
Kisumu	696	226	32
Eldoret	593	165	28
Nakuru	429	106	25
Nyeri	247	92	37
Kakamega	381	67	18
Seven Towns	3,848	1,375	36
All other Districts	3,444	242	7
Total	7,292	1,617	22

The convictions in Nairobi amounted to 66 per cent as compared with 51 per cent in 1932.

The Commissioner of Police writes in his Annual Report for the year under review :—

"Although during the period under review there was a decrease of crime generally throughout the Colony, there was an appreciable increase in the municipal areas of Nairobi, Mombasa and in the district of Lumbwa. In the case of the first two this increase may be ascribed to the unavoidably diminished police control. . . . The increasing volume of crime in the Lumbwa area is undoubtedly accounted for by the tribal indiscipline of the Lumbwa, a factor which had a marked influence on the incidence of crime locally, and, particularly in the case of stock theft, in the neighbouring districts.

Housebreaking and burglary continued to be unduly prevalent throughout the Colony, and no marked improvement can be expected until economic conditions, which have produced a state of acute unemployment accompanied by hunger and even destitution, return to normality. In the majority of instances these offences are of a petty character, committed by workless vagabonds to procure such immediate necessities of life as food and clothes."

7. The number of native vagrants received into detention camps during 1933 was 382 as compared with 1,002 during 1932—a remarkable decrease—the explanation of which is the fact that natives are learning to stay and work in their own Reserves rather than run the risk of getting caught out of employment in the towns.

8. The following note by the District Commissioner, Kiambu, in the Kikuyu area, is interesting and augurs well for the future :—

"The headmen and native authorities generally have afforded the police every assistance in tracking down criminals. During the last few months two of the men suspected of the Thika murder have been arrested by the natives and a third was arrested on information supplied by them.

The man responsible for the Morton burglary was also arrested by a headman and elders—one elder losing his life in the process.

In the Tarlton case the chiefs did not spare themselves in co-operating with the Police and they are at present doing everything possible to capture the leader of the Karen Estate hold-up, who is known to be in hiding

amongst the large wattle plantations on a farm in the centre of the Limuru settled area where his family have their village."

CHAPTER XIII.

PRISONS.

1. The established prisons in the Colony during the year were as follows:—

Three First Class prisons at Nairobi, Mombasa and Kisumu.

Four Second Class prisons at Nakuru, Eldoret, Nyeri and Kitale, and twenty-two local prisons.

2. In last year's Report comment was made on the handicap to production of the distance from Nairobi Prison of the workshop. A new workshop is being erected, entirely by convict labour, under the supervision of a European Prisons Technical Instructor, which will form an integral part of the Prison and the existing workshop is being rebuilt to form the Nairobi Detention Camp. The Commissioner of Prisons writes:—

"The construction of these workshops has shown conclusively the benefits to be derived from employing African convicts on work of an interesting and constructive nature. Although the hours of work are long and the labour by no means light, it has been interesting to observe that as the work has proceeded the number of guards, although outside the prison enclosure, has been able to be reduced until these are often as few as five warders in charge of over one hundred convicts scattered about the building both inside and out. Now that the work has been in progress for six months it is not uncommon for a party of a dozen convicts under a convict mason to work four hours at a time with no technical supervision and under the casual observation only of a warder on general duty about the buildings.

The result of this has been fewer offences against prison discipline in this party than in any other and a very noticeable co-operation on the part of the convicts in the construction of the building.

Seeing a building grow and take shape partly by the instrumentality of his own hands appeals to the African and is thus the ideal form of convict labour in this country

to turn the mind of the native criminal to thoughts of better things and fit him to take his place among the workers on his return to the world outside the prison gates."

3. Under the supervision of Prison technical instructors constructional works were carried out in various prisons, and tailoring, carpentry, coir, grass and sisal mat, basket, sisal string, rope and broom making are the various revenue-earning prison industries. Drought interfered with the quantity of foodstuffs grown on prison farms.

4. The general health of prisoners was not so good as in the previous years. Financial stringency rendered impossible the provision of increased accommodation for the ever increasing number of prisoners.

5. The Commissioner of Prisons writes:—

"From 1929 to the beginning of 1932 the prison population showed a gradual rise; during 1932 it remained more or less constant; but during 1933 the rise became more marked, and this tendency appears likely to continue until the financial depression passes."

There is a marked decrease in the sentences of imprisonment imposed on the Kavirondo tribes and an increase on the Meru, Masai and Elgeyo tribes which would appear to prove the considerable effect that the economic condition has upon crime statistics.

6. "By careful observation of the individual and of the class of crime of which he has been convicted Superintendents are now paying greater attention to the deterrent effect of imprisonment on those who appear to need this type of treatment more than their fellows" writes the Commissioner of Prisons, and it is hoped that this study may result in a decrease in the numbers of accused natives.

DETENTION CAMPS.

7. There were thirty-eight detention camps in operation during the year, an increase of four over the previous year. New camps were gazetted at Maseno, Turkwell Gorge, Laitokitok and Kipini, while those at Eldama Ravine and Kerugoya were closed.

There was again a large increase in sentences of detention, the total for the year being 19,305 as against 16,234 in 1932, an increase of nearly 19 per cent.

Sentences of detention are usually imposed in default of payment of fine, and it frequently happens that the fine or part thereof is paid, enabling the detainee to be released.

8. The daily average number of persons in detention in 1933 was 1,635 as against 1,079 in the preceding year. At the beginning of the year the number was about 1,260 but rose to 2,050 before the end of 1933.

9. The general health of inmates of detention camps appears to have been good.

In 1933 with a daily average population of 1,635, less an average of thirty-one sick, and reckoning 300 working days at only 30 cents a day, the value of detainees labour amounted to £7,218.

10. The Ordinance provides that detention camps shall be under the control and direction of the Commissioner of Prisons, and in furtherance of this provision inspections of twenty-two camps were carried out during the year.

CHAPTER XIV.

PUBLIC WORKS.

Nyanza Province.

1. The Provincial Commissioner writes :—

"Speaking generally communications have been improved wonderfully and there is a great difference now from what one had to contend with in the wet weather two years ago.

Roads in the goldfields are exceptionally good as the result of a special vote of £3,000.

In South Kavirondo there has been a comprehensive survey and road policy made out and the result is an excellent network of roads.

In the three Kavirondo districts the following sums have been voted by Local Native Councils :—

North Kavirondo	Sh. 16,000
Central Kavirondo	Sh. 10,000
South Kavirondo	Sh. 2,000."

2. In the Kisumu-Londiani district the Kibos Bridge was completed and the road section between Kibigori and Songhor was considerably widened and improved.

3. The development of the Kisii Highlands entailed the relocation and realignment of many miles of road in the area, and an Assistant Engineer was posted to the district early in the year in order to prepare a comprehensive scheme. A considerable amount of work had been carried out by the end of the year, the cost being met from Local Native Council funds. The work is being continued during 1934.

Central Province.

4. Despite heavy reduction in financial provision several improvements were effected in the roads of the Province and they were maintained in an excellent state of repair.

5. The realignment of the main Nyeri, Fort Hall and Nairobi road was completed, and it now passes through the important market and trade centre of Karatina and within a mile of the mission station at Tumu Tumu and a great economy in maintenance and labour costs resulted.

6. In Kiambu district the Local Native Council constructed concrete bridges in the Reserve and have also used their funds for some useful road making.

7. In South Nyeri two new bridges over the Gura and Karinga Rivers were constructed and a by-pass road from the Sagana bridge on the Nyeri-Nairobi road to Nyeri station was constructed, which is of great value to native produce growers.

8. In Kitui district the work carried out on the roads at the beginning of the year, including the Kitui-Garissa road, was nullified by rain at the end of the year.

9. At Machakos a convalescent ward built of burnt brick was added to the hospital and a school and dispensary were built at Masii. In the district permanent bridges were built over the Eyeni and Mitheu streams.

Coast Province.

10. In Mombasa district an experiment was made at Kwa Jomvu on a bad portion of road over heavy shale. The road was satisfactorily surfaced with sandy soil impregnated with crude oil sludge.

11. A new Mauveni-Kaloleni alignment was reconstructed with Local Native Council funds in the Kilifi district and parts of the Malindi-Kakoneni road were also reconstructed.

12. In the Digo district it was necessary, owing to lack of funds, to close the Muhaka-Kakoneni road to the public.

13. Of work in the Tana River district the Provincial Commissioner writes:—

“Early in the year it became obvious that the Golbanti-Witu section of the track to Lamù must be abandoned and after months of survey necessitated by the level country and thick bush a line further north was found.

The new pontoon crossing at Garsen has been completed and the approach road on the west is being realigned on to higher ground. On the east or left bank a new line of thirty miles is being cut to join the existing track at Nyangoro.”

14. In the Teita district the Public Works Department greatly improved the Voi-Mombasa section of the Taveta-Mombasa road. A bridge over the Voi River, which was destroyed by storm was replaced as was another one over the Bura Swamp which was destroyed by fire. A road from Bura to Mgange was constructed from Local Native Council funds.

Rift Valley Province.

15. The Legumukum-Mukutan-Tangulbwe and the Kambet-Kerio Valley roads were re-opened; the latter is a valuable means of access to the Suk country and it will be extended further.

16. A preliminary report and survey were carried out for the irrigation of approximately 1,000 acres in the Kamasia Native Reserve. An investigation of the Uaso Nyiro River catchment area as far as the Lorian Swamp was made, and a report dealing with the diversions of water in this drainage area was submitted to Government.

Masai Province.

17. An alignment was surveyed from Kajiado to Athi River, which will form part of the new main route to Tanganyika. The Bissel-Namanga road was realigned and reconstructed and a new alignment for an all-weather road from Guaso Nyiro to Lolgorien was surveyed.

18. The Loitokitok Masai opened up a large grazing area only previously usable in the rains by constructing on their own initiative a furrow to carry the water of the Ol Sinet River northwards.

19. Boré holes have been a constant source of trouble, both those worked by oil engines and by windmills. It is evident that mechanical pumping far from supervision is a constant anxiety.

Northern Frontier Province.

20. The wooden bridge at Habaswein was replaced by a steel and concrete one.

21. A new road connecting Isiolo with Garba-Tulla, and eventually Muddo Gashe, is being built by the Public Works Department and a road along the Italian frontier was nearly completed.

Turkana Province.

22. The activities of the Public Works Department were limited during the year to the maintenance of the Lodwar-Lokitaung road and a low-level bridge over the Kanyangareng River was begun. A new road was constructed from Kaputir to Lodwar out of the funds provided for native tracks, additional tracks were made in the Kakumaa area and it is now possible to travel over a large part of Turkana by car.

23. The amalgamation of the two Turkana districts with headquarters at Lodwar necessitated extension to the official buildings.

CHAPTER XV.

LEGISLATION AFFECTING NATIVES.

1.—*The Tribal Police (Amendment) Ordinance, 1933.*

By this Ordinance seven sections are added to the Tribal Police Ordinance, 1929. Provision is made for the establishment in each Province of a Tribal Police Rewards and Fines Fund on lines similar to the Kenya Police Fund to which shall be credited the amount of all fines imposed on the Tribal Police. It also provides for payment being made to the fund of one-half of the value of the sale of unclaimed property and of the amount of all rewards, etc., payable to informers when the information is laid by the Tribal Police officer. The Provincial Commissioner may sanction payments being made from the Fund to assist the wives and families of deceased tribal officers, to reward meritorious acts and to advance authorized recreation, etc. Provision is also made for the employment of additional Tribal Police in disturbed or unruly

districts to be a charge on the inhabitants of the district itself and for the award of compensation to sufferers from the misconduct of the inhabitants of any district.

2.—*The Employment of Women, Young Persons and Children's Ordinance, 1933.*

This Ordinance was passed to give effect in this Colony to the League of Nations International Labour Convention. Section 4 prohibits the employments of children under twelve in any industrial undertaking and the employment of children under fourteen in attendance on machinery or in any open cast workings or sub-surface workings which are entered by means of a shaft or adit and further gives power to the Governor in Council to prohibit by order the employment of any child in any specified trade or industrial undertaking. It further prohibits children from working on ships, other than training or school ships, unless the ship is manned by members of their family or, if in a native ship, they are in the care of a responsible relation. It limits the employment at night of women in industrial concerns (except where only members of the same family are employed), to work dealing with raw materials subject to rapid deterioration or when unforeseen and non-recurrent interruption of work has occurred and then limits such employment to ten hours on sixty days of the year. It limits the employment at night of young female persons under the age of eighteen in industrial undertakings to work where only members of the same family are employed and where the process must of necessity be continued night and day. It further requires the keeping of a register of the names, ages and date on which young persons enter or leave the service of their employer and, should the employees of a ship be under the age of sixteen, demands that the master of the ship should keep such a register.

Section 5 forbids the employment of young persons as stokers and trimmers in ships, except school or training ships, or where the vessel is mainly propelled by other means than steam.

Section 6 imposes fines of from £2 to £20 if the Ordinance is contravened.

3.—*The Juvenile Offenders Ordinance, 1933.*

This Ordinance is modelled on an Ordinance laid before the delegates at the Colonial Office Conference of 1930.

Section 3 requires that a child or young person under sixteen shall be tried in a Juvenile Court which is not open to the public and that provision be made to ensure that the offender does not associate with adult accused or convicts before or after the hearing of his case.

Section 4 provides for release on bail and sections 5, 6 and 7 provide for the detention apart from adult accused, when not so released, of juvenile offenders and for their imprisonment if of bad character.

Section 8 deals with procedure in Court which is by section 10 empowered to demand the attendance of the offender's parent or guardian and by section 11 to order that they pay the fine, damages or costs imposed.

Section 9 deals with the appointment of probation officers and their duties.

Section 12 forbids a child being imprisoned in a detention camp and requires that no juvenile offender be sentenced to imprisonment if he can be suitably dealt with in any other way and forbids the association in prison with adult convicts. In section 17 are set forth the various punishments that can be inflicted on a convicted juvenile which include the sending of him to a reformatory or industrial school for the maximum period of seven years.

Section 15 provides for the placing in the care of a relative or in an institution of vagrant children or those living in unsuitable or immoral surroundings for the period of the order and imposes heavy penalties if the order is contravened. It also provides for enforcing the parent or guardian to contribute to the maintenance of the child. In section 16 the Governor is empowered to allow, if it appears beneficial, the emigration of any child dealt with under section 15.

In section 18 the Commissioner of Prisons is charged with providing places of detention and sections 19, 20 and 21 deal with the custody, discharge and maintenance of juvenile offenders therein.

It is a matter for regret that financial conditions have rendered it impossible as yet to give effect to the provisions of this Ordinance.

4.—*The Stock and Produce (Levy of Fines) Ordinance, 1933.*

By this Ordinance the Ordinance of 1913 as amended by the Ordinance of 1928 was repealed. The effect is that the provision that rendered it obligatory on a magistrate in cases of proved stock or produce theft or attempt at theft to impose

a minimum fine of ten times the value of the property concerned was deleted from the Statutes. That provision, besides being subject to the general objections to a mandatory penalty leaving no discretion to a magistrate, in practice not infrequently brought the law into ridicule and disrepute.

5.—*The Native Authority (Amendment) Ordinance, 1933.*

The amending Ordinance of 1928 made provision in section 7 to compel a Local Native Council or the inhabitants of the area in which the Council is established to discharge liabilities to Government incurred by a resolution of the Council. The Amending Ordinance of 1933 gives to Executive Council power to enforce payment by a Local Native Council of any sum legally due from that Council to any creditor.

CHAPTER XVI.

LAND.

1. The Land Commission under the Chairmanship of Sir Morris Carter concluded its deliberations in the month of July. At the end of the year their Report had not yet been printed, and it is therefore premature in this Report to say much about the reactions which at the time of writing (some eight months later) are apparent.

It is sufficient to record that generally the recommendations are acceptable but it is obvious to any one who knows the native mind that many people will be unsatisfied. It is recorded from Nyanza Province that when the Provincial Commissioner was explaining the relevant sections of the Report the answer generally was to the effect that as all the demands had not been granted the Commission had failed in its duty. That, of course, is typical.

2. A certain amount of "land complex" showed itself in various parts of the Colony. From Fort Hall district it was reported that the people showed unmistakable signs of uneasiness in connection with any matters affecting land in their Reserve but that this tension gradually decreased and, at the end of the year, applications for leases, which earlier in the year would have caused intense excitement, were discussed and dealt with in a normal atmosphere. From the district fantastic claims were incorporated in the memoranda and sworn before the Land Commission and, if the claims made were not done so on the presumption that the more they asked for the more they were likely to get, great disappointment is anticipated after the publication of the Report.

The same difficulty is reported from the Kericho district. The smallest applications for clay or the like were met with distrust and the Local Native Council's suggested appointment of a development officer was refused; the people's real and spoken reason being that they feared a European having anything to do with their land and its cultivation.

The Carter Commission Report is anxiously awaited in the Coast Province, especially by the Teita and Taveta people, but the coast tribes are less interested in land questions than the up-country tribes.

2. In the Nyanza Province the recommendations of Sir Albert Kitson's Interim Report had not been wholly carried out by the end of the year but, on such areas as had been granted for mining purposes, there was no disturbance nor complaints from the natives and, in the South Kavirondo district, disappointment was expressed that the mining population was so small as it provided a very welcome market for the produce of the natives.

3. The problem of soil erosion engaged the attention of Government. It is considered that overstocking, especially with goats, is the chief cause of the trouble and the Akamba districts are those most seriously affected. "It is no more reasonable" writes the District Commissioner, Machakos, in his Annual Report, "to expect the individual Akamba to limit his flock than it would be to expect the European to limit his bank balance". Action has been taken on communal lines and the possibility of substituting a cash payment of dowry for the present custom of paying the dowry in goats is being explored. Elsewhere the heavy mortality in cattle due to the drought may prove a blessing in disguise.

A demonstration reconditioning area was successfully completed in this Reserve and another one is under cultivation. In the Baringo district the reclamation of an area has been accomplished and an extensive programme is being carried on. At the Scott Laboratories, where the pupils have their own plots for cultivation, practical instruction in methods of combating soil erosion is given and it is only by education, and by the native appreciating the evils of erosion and the methods by which it can be successfully tackled that the evil can be arrested.

4. Apart from the recommendations of the Commission there were no land questions which directly affected native areas.

CHAPTER XVII.

NATIVES IN NON-NATIVE AREAS.

1. The economic depression continued throughout the year and the supply of labour greatly exceeded the demand.

2. It is most satisfactory to report that in spite of the reduction in wages the relations of employers and labour have been outstandingly good.

3. Figures of unemployment show that the tide has definitely turned and a steadily increasing number of natives have found employment during the year. This is largely attributable to employment in the minefields. There is, however, no sign of a rise in the wages to be obtained.

Nyanza Province.

4. The conditions of labour were generally good but some farms had difficulty in making regular payments owing to financial difficulties. Labourers usually accepted this situation without complaint and there were very few breaches of faith on the part of employers.

5. The squatters on the Sotik farms again proved a source of embarrassment, there being some 2,000 with about 25,000 head of stock. The same state of affairs existed in the Kisumu-Londiani district. The Londiani farmers are refusing to have squatters on their farms who own live stock and it is hoped that other districts will follow this lead.

6. The Labour Officer reports that in the goldfields there were no clashes between natives and employers and remarkably few complaints and that, with few exceptions, he has the highest esteem for the employers and for their fair treatment of labour, the type of camp, rations and clothing they have provided and for their care regarding sanitation and medical attention.

Central Province.

7. The Provincial Commissioner reports :—

"During the year the attitude of the non-native population has been one of helpful and generous co-operation. Both parties have been through a very difficult time, and the experience appears to have developed a better understanding and a more genuine sympathy.

Labour has been plentiful and cheap and although recovery from the economic plight has only commenced, it is pleasant to record that the new taxes were collected with but little difficulty."

Wages stood at from 30 per cent to 50 per cent below those obtaining in times of normal prosperity. It again proved very difficult for the Meru and Embu people to compete with the more advanced Kikuyu in the labour market outside their Reserve.

8. Drought and economic depression led to considerable trespass on the Nanyuki and North Nyeri farms from the Dorobo under pressure from the Samburu who, affected by the drought, have overrun their country. Proposals for a permanent solution of the difficulty have been put forward by the Provincial Commissioners concerned. Trespass also occurred in the Thika district.

9. In the stock farming area a movement is on foot to reduce squatters and squatter stock but, in the coffee areas, the demand for squatters continues as it is important for planters to obtain supplies of manure from the squatter cattle.

Coast Province.

10. The Provincial Commissioner reports that :—

"Infiltration of Nyika into the Central Strip continues. Some regularisation of the position of native tenants is required and the recommendations of the Kenya Land Commission are awaited in this regard. The magnitude of the problem may be gathered from the fact that the Coast Strip of Kilifi district alone should produce about Sh. 70,000 in hut and poll tax."

11. The Ramisi Sugar Estate and the Sisal Company at Gazi, the two large employers of labour in the Digo district, have hitherto relied almost entirely on labour recruited from up-country. Towards the end of the year, however, a gratifying number of local natives, driven by force of circumstances, sought and obtained employment on both estates. Having once taken the step they may continue to offer themselves in increasing numbers and so gradually replace the up-country labour.

Rift Valley Province.

12. The occupiers of the Rongai Valley have by mutual consent rid themselves of practically all squatter cattle, contracts being strictly observed in respect of notice of termination.

13. While the supply of labour exceeded the demand an encouraging feature was that several large employers of labour found the work of the Kamasia increasingly satisfactory and,

it is hoped that when the labour market improves, the Kamasia may have an opportunity of supplying an increasing share of the demand in the Province.

14. Economic stress was the cause of the withholding of wages in a certain number of cases.

Nzoia Province.

15. Labour was plentiful and cheap and the relations between European and native squatters and employees were generally amicable. Steps were taken to reduce squatter stock.

16. In the first four months of the year there were forty cases of stock theft in the Usain Gishu district, probably caused by lack of supervision of squatters, scarcity of food due to the locust infestation of the previous year and the lack of employment.

The District Commissioner, Nandi, found employment for a large number of youths during the year on clearing bush to provide more grazing and on roadmaking.

17. The strict enforcement of the Nandi Pass Rules, the refusal to renew squatter contracts among the Kapchepkendi clan until stock thieving ceased, and the ordering of squatters to assist the police in detecting the crime proved most deterrent measures and stock thefts among the Nandi have almost ceased, and the number of unauthorized stock were materially reduced. In the early part of the year over 1,000 head of unauthorized stock were discovered on one farm.

18. The Nandi medicine men or Orkoiyet were carefully watched during the year. A collection of cash was made by members of the Kapchepkendi clan in order to bribe a medicine man to obtain the withdrawal of the ban on "squatting". The Kapchepkendi were informed that any attempt to obtain assistance from medicine men would be punished by a continuance of the ban on "squatting" and realized that they had more to gain by obeying Government orders than by bribing medicine men and the collection ceased.

19. It was found necessary to reimpose the Native Pass Rules on the Elgeyo owing to increased stock thieving and to debar them for some months from attesting as squatters.

20. In the more closely settled Trans Nzoia district squatters are under better supervision and crime continued to decrease. A vast number of unauthorized squatters and their stock have been removed to their Reserves both from alienated and unalienated Crown land.

Masai Province.

21. The District Commissioner, Kajiado, pays a high tribute to the Magadi Soda Company:—

"Its management has for a number of years been in such capable hands, and the conditions and terms of employment have been brought to such a high standard of efficiency and fair dealing, that there are never any complaints."

CHAPTER XVIII.

NATIVES' TRUST FUND.

1. This fund was originally established at the end of 1921, under the Natives' Trust Fund Ordinance, which was passed in December of that year.

2. After the establishment of Local Native Councils, the Natives' Trust Fund Ordinance was amended, early in 1925, to enable money in the Fund which was standing to the credit of particular districts to be paid over to the Local Native Funds of the areas concerned. Accordingly, there remain now in the Fund only a small General Capital Account and such monies as cannot be conveniently allotted to any Local Native Council. The following is a statement of the assets and liabilities of the fund on the 31st December, 1933:—

	<i>Sh. cts.</i>
LIABILITIES—	
General Capital Account	22,225 99
Pokomo Account	113 23
Famine Relief	6,353 00
North Pokomo Saka Account	798 00
Lokichar (Kilisia) Grazing Fees	455 50
Usain Gishu Masai Account	8,602 98
Abyssinian Compensation	119,611 54
Collective Fine (N.F.P.)	12,908 59
	Sh. 171,068 83
ASSETS—	
<i>Sh. cts.</i>	
Cash:	
On Deposit with Government of Kenya	45,819 52
On Deposit with Banks	124,781 00
	170,600 52
Advance Account—Badges	468 31
	Sh. 171,068 83

3. The total amount received from the Abyssinian Government as compensation in respect of raids carried out by Abyssinian subjects upon tribes in the Northern Frontier

Province was £20,835/2/74. Of this sum £14,837/19/85 had been spent by the end of 1933, as shown in the following table.

NORTHERN FRONTIER PROVINCE
STATEMENT OF EXPENDITURE UNDER THE ABYSSINIAN
INDEMNITY FUND

HEAD	Amount Sanctioned	Previous Expenditure	Expenditure 1933	Total Expenditure	Balance Remaining
Roads	£ 4,000	£ 3,865 s. c. 11 38	£ 123 s. c. 5 90	£ 3,988 s. c. 17 28	£ 11 s. c. 2 72
Stock Development ..	1,235	319 8 20	74 10 20	393 18 40	841 1 60
Water Boring ..	14,725	8,233 0 94	2,222 3 23	10,455 4 17	4,269 15 83
TOTAL ..	19,960	12,418 0 52	2,419 19 33	14,837 19 85	5,122 00 15

CHAPTER XIX.

TAXATION.

The amount paid by natives in direct taxation in 1933 was £557,790. Details will be found in Appendix C.

CONCLUSION.

Having been stationed in Nyanza Province during 1933 the writer is at some disadvantage in submitting a report dealing with the whole Colony about parts of which his personal knowledge is not recent. For this reason extensive extracts have been made from Provincial and District Reports and apology is due if Provincial and District Officers recognize their own wording in some chapters.

The year under review has been difficult owing to depression and drought and great credit is due to all concerned for the way Administration has been carried out in Native Reserves. Only those intimately acquainted with the problems which had to be overcome can realize what has been achieved. Close co-operation between all Departments working in the Reserves has been a great factor in any success and the increase of £42,500 in the collection of hut and poll tax over 1932, under the most adverse conditions, is a commendable achievement on the part of officers, chiefs and the natives themselves.

H. R. MONTGOMERY,
Acting Chief Native Commissioner.

Nairobi,

9th October, 1934.

had
ble.

NIAN

Balance
Remaining

2, 272

841

2,69 15

122 00 15

933

933.
port
onal
acts-
and
nize

re-
fo
tive
em-
ved
the
Pase
932.
eve
ves


net.



THE WILDERNESS OF THE GREAT RIFT VALLEY



TURKANA FISHERMEN WITH BARRAGE
TURKANA PROVINCE




TURKANA ELDER—TURKANA PROVINCE




ENTERING UP MILK RECEIPTS—NORTH KAVIRONDO DISTRICT



AN OVERLOADED COTTON BUYING POST



THE ROAD DOWN THE LOKITANG GORGE



THE DAIRY AT NG'ANG'ANG, VIC. OF ALWEST KAN.
WHERE CATTLE BREEDING IS THE MAIN INDUSTRY



MILK BEING BROUGHT TO THE DAIRY
CENTRAL KAVIRONDO DISTRICT, UYANZA PROVINCE

189

APPENDIX A
CREDIT BALANCES AT 31ST DECEMBER, 1933, IN THE
LOCAL NATIVE COUNCIL FUNDS

PROVINCE	DISTRICT	AMOUNT
		<i>Sh. cts.</i>
NYANZA	North Kavirondo	330,546 74
	Central Kavirondo	168,688 34
	South Kavirondo (K-B)	123,508 35
	South Kavirondo (L-A)	62,159 71
	South Lumbwa	54,719 30
CENTRAL	Kiambu	164,353 29
	Fort Hall	171,568 40
	South Nyeri	19,597 34
	Embu	58,583 11
	Meru	95,462 86
	Machakos	212,372 47
	Kitui	142,566 48
COAST	Giriama	52,610 73
	Digo	*22,677 64
	Teita	95,946 23
NZOIA	Nandi	62,133 03
	Elgeyo	95,639 32
MASAI	Narok	79,101 12
	Kajiado	31,189 32
	Baringo	10,837 58
RIFT VALLEY	West Suk	13,509 41
	South Turkana	2,770 49
TOTAL		<i>Sh.</i> 2,070 541 26
		£ 103,527 1s. 26cts.

Examined:

A. C. HANDS, *for Colonial Auditor*

Dated 1st September, 1934

*Does not include Shs. 11,525/01 in separate Account—Famine Relief Fixed Deposit A/C.

H. R. MONTGOMERY,

Acting Chief Native Commissioner,

Dated 8th September, 1934.

APPENDIX B
NATIVE DEPOSITORS IN THE POST OFFICE SAVINGS BANK
1933

OFFICE	Number of Accounts of African Depositors at 31st Dec., 1933
Nairobi	979
Mombasa	242
Kisumu	246
Nakuru	197
All other Savings Bank Offices in Kenya	994
	2 658

APPENDIX D.—COMPARATIVE TABLE OF REVENUE AND EXPENDITURE OF LOCAL NATIVE COUNCILS IN 1933—(Contd.)

PROVINCE AND COUNCIL	REVENUE			EXPENDITURE (Including Expenditure on Building)							Surplus Balance in Hand at end of 1933		
	Rates	Land (Rents, Fees etc.)	Other	Education	Medical	Agr., Vet. Forestry	Roads and Bridges	Water Supplies	Famine Relief				
									Other	SA.			
CENTRAL—													
Kyambu	62,066	8,359	29,071	16,100	6,758	3,713	17,906	4,616	50,141	164,363
Fort Hall	49,123	16,222	13,626	13,473	1,248	9,044	10,348	800	40,462	170,566
South Nyeri	46,994	14,782	1,725	27,509	3,756	4,982	3,994	2,008	17,183	109,577
Embu	29,287	4,700	3,705	..	4,515	6,183	3,084	2,008	7,183	98,553
Meru	96,260	13,170	4,176	25,356	11,394	2,571	6,040	1,192	26,668	212,372
Machakos	30,924	11,115	16,186	6,183	8,739	3,918	5,109	358	29,761	142,566
MASAI—													
Narok	..	18,395	2,577	2,986	29	597	..	161	584	79,101
Kajiado	..	8,360	18,152	15,971	24	9,095	2,505	31,189
TUKUMA—													
West Suk	..	3,080	480	2,359	..	308	1,451	13,509
South Turkana	2,770	2,770
TOTAL	SA, 701,914	722,235	198,119	206,947	91,496	162,409	154,849	26,490	40,946	377,688	2,082,063

DISTRICT	PROVIDED 1933										PROPOSALS UNDER HEALTH SCHEME													
	Popula- tion, 1933	Hospital	Number of beds	Health Officers	Nursing Sisters	Sanitary Inspectors	European Dispensers	European Wardmasters	Assistant Surgeons	Sub-Assistant Surgeons	Motor Lorry	Dispensaries	Mission Hos- pital beds	Aesthetic Com- pounds	Hospital	Number of beds	Medical Officers	Nursing Sisters	Sanitary Inspectors	Sub-Ass. Surg. & Compounders	Motor Lorry	Out-Dispensaries	Mission Hospital beds	
																								SA.
1. KIKUYU PROVINCE—																								
(a) Kiambu District—	99,752	1	50	2	1	1	1	50	2	2	1	1	4
(b) Ch. of Scot. Mission
(c) Fort Hall	165,763	1	38	1	1	30	8
(d) Murang'a	14	60	2	2	4
(e) U. Githumu
(f) Nyeri	8,630	..	30
(g) Kerugoya	115,751	..	40	1	2	1	100	3	2	1	4
(h) C.S.M. Tumu Tumu
(i) Embu or Chuka	165,802	50	2	2	1	4
(j) C.S.M. Chogoria
(k) Meru	182,017	..	36	1	36	1	100	3	2	1	6
(l) Tharaka
(m) U.M.M. Kiagwi
2. NYANZA PROVINCE—																								
(n) Central Kavirondo	373,425	1	165	3	2	1	1	200	4	4	1	12
(o) Kisumu
(p) Maseno
(q) C.M.S. Maseno
(r) Stio
(s) North Kavirondo	340,917
(t) Kakamega
(u) Malindi
(v) F.I.M. Kisumu
(iii) South Kavirondo	308,800
(w) Kilifi
(x) Karungu
(y) S.D.A. Gendia

(Continued next page)

NATIVE AFFAIRS DEPARTMENT
LABOUR SECTION ANNUAL REPORT, 1933

L.—STAFF.

Dr. V. M. Fisher, Senior Medical Officer, Principal Labour Inspector, was in charge of the Labour Section throughout the year.

Mr. W. P. Shields, Labour Officer, remained in Kisumu throughout the year.

Mr. P. de V. Allen was in Nairobi from January 1st to January 6th, when he went on leave. He returned on 22nd July and for the remainder of the year was on duty in Nairobi.

During his absence from the Colony the following Administrative Officers were seconded for duty as Labour Officers :—

Capt. E. G. St. C. Tisdall, M.C., 3-1-33 to 2-2-33.

Mr. H. E. L. Brailsford, 3-2-33 to 18-3-33.

Mr. H. A. Nisbet, Labour Officer, remained at Nakuru throughout the year.

Mr. P. F. Foster, District Officer, was seconded as Labour Officer and posted at Mombasa from 22-3-1933 and remained at Mombasa for the balance of the year.

Mr. Prem Singh, 1st Grade Clerk, continued in charge of the Nairobi office during the year.

The African clerical staff consisted of Mr. G. A. Mkula, 1st Grade Clerk, on duty in Nairobi, and Mr. Joseph Jairo, 2nd Grade Clerk, on duty at Kisumu.

Two native interpreters were employed by the Section and the native caretakers were in the interest of economy reduced to two.

During the year the following inspections were carried out :—

Number of Inspections	833
Number of days on tour	297
Number of miles travelled by rail	2,250
Number of miles travelled by car	16,930
Number of miles travelled by other means	594

(foot, railway trolley, etc.)

II.—GENERAL CONDITIONS OF EMPLOYMENT.

1933 has in many ways been a more difficult time for employers, especially farmers, than 1932. It is therefore satisfactory to be able to report that relations between employers and employees have been very good. The majority of employers have reduced the number of their employees to the absolute minimum and are merely keeping their industries going in the hope that trade conditions will improve.

The labour supply has exceeded the demand throughout the year and the demand for skilled and semi-skilled labour has been even less than in previous years, due to depression, and consequent shortage of development. It is a hopeful sign that the curve of employment for general labour is on the up grade mainly owing to the employment of large numbers of Africans at the Kakamega and Lolgorien goldfields.

The total of all registered natives for the last five years are given below :—

	1929	1930	1931	1932	1933
January ..	157,000	161,000	157,000	127,000	140,000
February ..	155,000	158,000	155,000	127,000	140,000
March ..	154,000	158,000	151,000	129,000	139,000
April ..	158,000	160,000	150,000	131,000	138,000
May ..	164,000	162,000	148,000	133,000	141,000
June ..	168,000	160,000	145,000	133,000	141,000
July ..	164,000	157,000	140,000	133,000	140,000
August ..	161,000	153,000	135,000	130,000	139,000
September ..	159,000	150,000	131,000	131,000	138,000
October ..	159,000	148,000	130,000	136,000	145,000
November ..	161,000	161,000	123,000	140,000	150,000
December ..	162,000	160,000	127,000	140,000	150,000

Note.—The months October, November and December are approximately only.

The average in employment during the five years is :—

1929 ..	160,000	1932 ..	132,000
1930 ..	157,000	1933 ..	141,000
1931 ..	141,000		

III.—WAGES.

Wages have been reduced and have reached a level where further reductions are impossible. Figures are not available, but it is estimated that cuts, varying from 20 to 30 per cent, are now in force in all industries throughout the Colony. The average casual labourer now receives Sh. 6 to Sh. 10 per month and posho, and the rate for Resident Native Labourers has remained stationary at Sh. 6 per month without food.

IV.—GOVERNMENT LABOUR.

The Kenya and Uganda Railways and Harbours were employing 12,005 natives and the Public Works Department about 1,932 at the end of 1933. The average paid by the Public Works Department, including cost of rations; was Sh. 14/50 per mensem.

As regards the permanent housing of Government labour there has been no advance this year, but there is a great and marked improvement noticeable in all temporary government camps throughout the Colony. It has been found in all cases where conditions have been bad that reference to the Government department concerned has always resulted in immediate and necessary improvement.

The Labour Officers inspected all Public Works Department camps, and also all Railway labour employed by the Kenya and Uganda Railway. There has been very little trouble with labour employed by Government Departments, and general conditions have been satisfactory.

V.—PRIVATE EMPLOYERS.

Gold Mining.

The most thriving industry was gold mining, which offered steady employment to several thousand natives.

There is no doubt that this industry is of great advantage to the natives, as it offers them steady employment, and in time will undoubtedly create openings for skilled and semi-skilled native artisans.

The Labour Officer, Kisumu, reports as follows :—

“Kakamega Goldfields.—The average number of labourers employed was about 8,000. Practically all of them were recruited outside the mining area, as it appears impossible to maintain proper organization by employing the local Kakamega owing to their irregular attendance, lack of industry, and general discipline. The main cause of these difficulties is due

to the fact that they insist on living in their own homes, and in spending a great deal of their time every day in attending to their own affairs. All the natives who were employed were Kavirondo. The Maragoli were the most sought after for underground work. There were no clashes between natives and employers, and remarkably few complaints. With a few exceptions, I have the highest esteem for the employers on the goldfields, for their fair treatment of labour. The large companies have taken the lead in this direction, and the type of camp which they have provided, their care regarding sanitation and medical attention, and the scale of rations and clothing which they have provided, are better than I have ever seen in temporary camps. The housing and sanitary conditions in some of the camps of the smaller employers or labour have often left much to be desired, but the number of these camps has rapidly decreased. The principal employers were as follows:—

	Approximate number of natives employed
Risks and Ventures Limited, (Allied Companies) ..	1,500
Tanganyika Concessions Ltd.	1,200
Kenya Development Ltd.	800
Kenya Consolidated Gold-Fields Ltd.	400
Swedish Mining Syndicate	400

The remainder were divided among the camps of sixty or seventy other employers. The greatest aggregations of labour were as follows:—

	Number housed in one camp
(a) At Risks Ltd., Bukura Road	800
(b) Ventures Ltd., Kisumu Kidogo	700
(c) Tanganyika Concessions Ltd., Kimingini	600

Much difficulty was experienced by the employers in finding sites for the camps as, whilst it was essential that they should be situated as close to the workings as possible, the land in these parts was occupied by natives and often under cultivation. Messrs. Risks' Limited Camp, Bukura Road, is therefore crammed into and entirely inadequate and unsuitable piece of ground by the roadside, cheek by jowl with the huts of the local inhabitants. Fortunately in this and every other camp, the feeling between the local inhabitants and the occupants of the camps has generally been friendly. The rate of wage for ordinary labourers was generally Sh. 10 a ticket. The larger employers provided food in addition. The

smaller employers generally paid Sh. 8, if food was provided, and Sh. 10 if the wage was inclusive. The latter met the convenience of many of the labourers who came to work every day from their own villages. Messrs. Risks and Ventures, Limited, have carried out a system of issuing three cooked meals a day to their labourers with remarkable success. This was an experiment which has never before been made in this Colony, and the labourers greeted it, for a short time, with evident dissatisfaction. Now food is accepted in this way as a matter of course. The rations for each labourer were approximately as follows:—

Maize flour: 2 lb. a day, made into uji and ugali.

Sugar added.

Meat: 3 lb. a week, boiled. The soup generally served with the meat.

Beans: 2 lb. a week.

Ground nuts: 1 lb. a week: roasted, with salt.

Sugar: $\frac{1}{2}$ lb. a week.

Salt.

Limes and bananas were issued occasionally, but they are not always readily obtainable. The cost of ration, including cooking, varies between 15 and 20 cents a day. A feature of the labour camps of Messrs. Risks and Ventures, Limited, and also that of the Tanganyika Concessions, Ltd., was their general cleanliness, and the satisfactory latrine system which is provided. The latrines were the funnel pit type—from 20 to 25 feet deep—with fly-proof cement or iron covers and proper housing to keep them dry and shaded. It is impracticable to construct this type of latrine generally owing to faults in the earth. The theory that "natives will not use latrines", which employers have frequently asserted when I have suggested that they should provide them for their labourers, is completely exploded in these camps, as the latrines are used regularly.

I visited the goldfields on alternate weeks during the year, and camped in the mining area for five days on each occasion.

The deposit of £25 which was required of applicants for a prospecting licence as a security for payment of native wages, etc., was of enormous value in recovering what was due and also in keeping out of the field persons who would have employed labour without the means to pay them. According to records complaints were dealt with from 1,200

natives. The majority of them concerned the payment of wages. Thanks to the goodwill of employers, most of them were settled out of court.

At the end of the year out of an average native wage bill of at least £3,600 a month among all employers, only the following wages were outstanding at the end of the year:—

<i>Number of natives</i>	<i>Amount</i>
90	Sh. 1,274/74

South Kavirondo District—Goldfields.—There were three mines in South Kavirondo district, namely the following:—

- Kenya Gold Mining Syndicate, Ltd., at Suna, employing 75 natives.
- Kisumu Prospecting Syndicate, at Suna, employing 58 natives.
- Major Webb's, at Kihanja, employing 500 natives.

All these mines are old established. I visited them during the year and found that the conditions were generally satisfactory. They are situated near a populous area, where food-stuffs, including meat and vegetables, are cheap. Ordinary labourers were paid from Sh. 8 to Sh. 10 a ticket. Rations were provided in addition. Most of the labourers lived in the mine camps. The huts were good and the camps were kept reasonably clean. The health of the labourers was satisfactory."

Sisal Estates.

Many of the sisal estates have reopened with a reduced staff, and a reduced labour force, and though there is very little development going on, production is now on the increase. Many sisal estates were inspected during the year, and it was found that reduced wages and increased tasks were being accepted by the native labour without complaint. The officers of the Labour Section keep a careful watch on all tasks set. Undoubtedly in the days of prosperity the native of Kenya did not work hard but he is certainly improving as a labourer.

The continued depression has made the necessity for long contracts of service almost unnecessary, and from the point of view of the native this is certainly all to the good.

The contracts now in force are almost entirely monthly contracts, which means that a native, if he does not like the work, conditions, pay, or district, is free to leave at any time after thirty days' work has been completed.

The advantages of this contract over the six, eight or twelve months' contract are too obvious from the native point of view to dwell upon.

Kericho Tea Plantations.

A sphere of employment which is now of great importance to natives is the group of plantations in the vicinity of Kericho. Their reputation amongst natives is excellent, and sufficient labour is generally forthcoming, therefore, for their requirements. The situation of the plantations is near the South and Central Kavirondo Reserves, and it is from thence that the majority of the labourers emanate. The Lumbwa Reserve adjoins, but it is regretted that this tribe does not take full advantage of the labour market. Employment on the plantations entails regular attendance at work. The Lumbwa are unreliable owing to their casual habits. The number of labourers in employment on the estates is about eight thousand. Though a measure to provide for the control of tea planting has been introduced, it is unlikely that there will be any decrease of employment in the present state of development. The majority of the labourers are engaged on the five principal estates, namely, by The African Highlands Produce Company. The Kenya Tea Company (Brooke Bonds), Kapkorech. Ltd., Jamji (Lord Egerton of Tatton's), and The Buret Tea Company. There are several other smaller concerns. At the commencement of its operations the African Highlands Produce Company set up a recruiting agent, and established recruiting centres in the reserves. Now that the estates are so well known there is very little need for active recruiting, but the organization remains as a forwarding agency, offering every facility for feeding and housing natives on their way to employment. The assistance of professional recruiters has never been enlisted. This is one instance, by no means a singular one, where the conditions of employment are so popular, that the employer is able to maintain a very large labour force at full strength by purely spontaneous offers of work. The African Highlands Produce Company usually engages its labour on contracts of three years' duration, under the Resident Native Labourers Ordinance. All natives are encouraged to bring with them their wives and families. The conditions of the agreements allow for ample periods of leave as the natives are only required to work for 210 days of the year. On other estates the agreements are usually informal. The initial rate of wage for adult labourers is Sh. 8 for a thirty working day ticket, and juveniles receive from Sh. 4

a ticket, according to age and ability. The rates compare favourably with those which generally appertain to agricultural work. On most estates a daily ration of 2 lb. of maize flour and a weekly ration of beans and salt is issued. Although this ration would not be considered suitable under ordinary circumstances, it is sufficient as the work is not heavy, and meat, vegetables and other necessities can readily be purchased in the neighbourhood. The wives of squatters are occasionally employed, if they desire employment, but the estates do not rely upon the employment of female labour to any extent. Children join in the plucking, which is most suitable work for them. All the work is usually organized into tasks for each labourer, which are based on an eight-hour day. The tasks are not arduous. An industrious labourer finds that he has finished well within the allotted time and has plenty of time for leisure. The Kenya Tea Company and the African Highlands Produce Company have provided 75 per cent of their labourers with permanent housing. The sanitation of these estates is exemplary. On other estates a great deal remains to be done, but some of the employers have a housing scheme in view. The health of the labourers has been generally good, except for isolated cases of pneumonia and cerebral spinal meningitis. Such cases are difficult to avoid, even under the best conditions. There are eight factories, five of which are run by electric power. There have been no serious accidents. The buildings are airy and well lighted. The African Highlands Produce Company and the Kenya Tea Company have hospitals on their estates. The former employs a Cingalese medical attendant, and the latter a visiting European medical practitioner. On other estates sick natives are treated by the managers. Seriously sick are sent to the Government hospital at Kericho. The water supply of the estates is pure and plentiful. When necessary the water is laid on to the labour lines. The streams are generally fast running so that the danger of contamination, when the water is not laid on, is reduced. Natives are encouraged to play football. The African Highlands Produce Company have presented a handsome challenge shield. Inter-estate matches are played frequently.

Sugar Plantations.

Fortune has again favoured both natives and planters in that an area suitable for the production of sugar has been set aside on the borders of the teeming populated area of Central Kavirondo district. The principal plantations are those of the Victoria Nyanza Sugar Company, Ltd., employing

about 1,400 native labourers, and of the Muhoroni Sugar Company, Ltd., Muhoroni, employing about 500 labourers. The labourers mostly originate from locations which border the estates. It speaks well for both companies that they usually have more than sufficient applications for work, and have never felt any necessity to recruit through professional labour agents or otherwise. The vicissitudes through which these companies have passed in recent years of slump and fluctuation of money markets and also the constant spoliation of the crops by locusts, have made the task of keeping the estates in being, colossal. It has therefore been too much to expect the plantations to do anything more than take rudimentary precautions as regards health and sanitation. During the year the Victoria Nyanza Sugar Company organized a sanitary system, including a system of smoke latrines, and a piped drinking water supply. It was also the first company to promise to set aside 5 per cent of its profits for the construction of permanent housing for labourers. Generally speaking, the idea of such an undertaking is not altogether altruistic. Such a scheme costs less in the long run than maintenance of the temporary grass camps, and infinitely better conditions are obtained, with less risk of epidemics. The labourers are employed on informal agreements for thirty days' work but many of them are old hands and stay indefinitely. The rate of wage for plantation workers averages from Sh. 8 to Sh. 12 a ticket of thirty working days for adults and Sh. 5 to Sh. 8 for juveniles. The work on the plantations is organized into reasonable tasks. The factory hands work a night and day shift. Factory hands are usually paid from Sh. 12 to Sh. 14 a ticket. Rations are issued to all labourers, consisting of 2 lb. of maize flour a day, 1 lb. of sugar a week, and salt. Labourers are not restricted from eating as much cane as they like during working hours, and many have their own food and vegetable patches. There is a good store on the estate and meat can readily be purchased. The labourers are encouraged to bring their wives and families to live with them, but no women are employed. The health of the labourers has been excellent. Sick natives receive attention from a resident Indian dispenser, or at the Government hospital at Kisumu, which is within easy reach.

Saw Mills.

The number of mills operating was slightly reduced in number, but the industry is still an important one, and nearly 1,000 natives are employed in saw mills throughout the Colony. All mills were inspected during the year, and conditions found to be satisfactory.

General Agricultural Farms.

While the ravages of locusts have been much less this year than last, the maize, stock and dairy industries have suffered from drought and poor prices (falling markets). The result has been a decrease in the demand for labour. In the Rift Valley Province there has been a decided tendency to extend the dairying industry at the expense of maize growing. This will cut down the labour demand still further, but the increase in coffee and pyrethrum growing requiring a large amount of labour will probably adjust the balance.

VI.—RECOVERY OF WAGES.

The following table shows the claims made and the recoveries effected by the Labour Section during the last three years:—

YEAR	Wage claimed	Wage recovered	Un-recovered
	£	£	£
1931 ..	3,892	3,212	680
1932 ..	5,065	3,759	1,306
1933 ..	2,753	2,337	416

In accounting for the very successful year under review it is important to stress the fact that as long as there is a Labour Officer in each of the four important-centres of the Colony there is much more chance of recovering wages from defaulters.

VII.—COMPLAINTS AND WRITTEN NOTICES.

During the year 3,932 natives made complaints to Labour Officers and there complaints were investigated and 2,030 written first notices were sent to employers.

VIII.—JUDICIAL PROCEEDINGS.

Three hundred and ten Criminal Proceedings were undertaken and the Schedule attached shows all particulars of these prosecutions.

Three Civil Suits were filed during the year and in all three cases judgment was given for the native plaintiffs through the Labour Officer.

IX.—LEGISLATION.

No legislation effecting the employment of natives came into force during the year.

X.—EMPLOYMENT BUREAU.

Though no Government Employment Bureau is recognized by Government, the Labour Section have, in many cases, found employment for natives. This branch of the Labour Section work is increasing day by day, and is a most important activity and should be encouraged. In Nairobi alone over one hundred boys were found employment.

XI.—LABOUR CAMPS.

Only two Government Labour Camps were maintained during 1933, but in the Central Province at Sagana one remained open as a rest house only.

18,314 natives used the two rest camps and it is estimated that over 1,200 made use of the Sagana Camp during the year. All camps were inspected at regular intervals by Labour Officers and came under their direct control.

XII.—REPATRIATION.

The repatriation of vagrants, discharged hospital and asylum patients, and destitute natives was also the work of the Labour Section during the year. In many cases this calls for great attention to detail as regards arrangements for transport, escort, and for food and attention during the journey.

XIII.—ARTIFICIAL LIMBS.

During the year ten artificial limbs were provided. Arrangements have been made with a European to attend in Nairobi when required, and to measure and make artificial limbs for natives who have lost limbs. The charge is Sh. 60 per leg and the cost is met in three ways: (1) from the employer, (2) from a small grant from the Medical Department, or by grants from the Local Native Council to which tribe the patient belongs. Crutches are also issued free to natives who need them and old crutches are replaced by new ones.

XIV.—COMPENSATION.

The question of compensation for death or injuries is an increasingly difficult one. In all cases it has to be settled by arbitration with the employer through a Labour Officer.

Employers have been extremely generous in this matter, but on more than one occasion they have expressed a desire that the whole question be controlled by legislation so that they should know what their liabilities are.

Seventy-four cases were dealt with, and a sum of Sh. 4,643 collected, and in many other cases full pay was granted by employers to the native during his time in hospital, and employment found for him after his discharge.

XV.—RESIDENT NATIVES ON FARMS.

Native squatters on unoccupied farms have been a source of trouble. Every endeavour has been made to deal with them in conjunction with the Police, but shortage of personnel has rendered this difficult, especially as the natives residing illegally usually concentrate on the larger estates, and in forest country. The position at the end of the year was unsatisfactory.

XVI.—CONCLUSION.

The feature of the year is the increase in the number of prosecutions, mainly for withholding wages, the attached summary showing an increase of 91 prosecutions compared to 1932. The policy of the Labour Section is never to take legal proceedings unless all other means fail. In fact during the year the Labour Officers' work has been largely confined to seeing that wages were paid.

The relations between natives and their employers throughout the year have been good and no strikes of any importance have occurred.

I wish to record my very grateful appreciation of the assistance rendered to Labour Officers by all branches of the Civil Service, particularly by Administrative Officers, and to put on record the help given to the Labour Section by the Chief Registrar of Natives.

In Appendix A is given the Return of Labour Ordered Out during the year 1933 under the Compulsory Labour Regulation Ordinance.

The totals for the last eight years are shown in Appendix B.

P. DE V. ALLEN,
Acting Principal Labour Inspector.

Nairobi,

8th October, 1934.

APPENDIX A. LABOUR ORDERED OUT UNDER THE COMPULSORY LABOUR (REGULATION) ORDINANCE.

Province and District	1931		1932		1933	
	Men	Men-days	Men	Men-days	Men	Men-days
<i>Nyanza:</i>						
Central Kavi-rondo ..	100	291	505	892	335	961
South Kavi-rondo ..	1,824	1,949	1,618	2,028	318	427
North Kavi-rondo ..	69	828
<i>Rift Valley:</i>						
Baringo ..	20	200	160	523
Eldama Ravine (b)	21	116
<i>Kikuyu: (a)</i>						
Fort Hall ..	6	177	107	275	63	121
Embu ..	66	79	168	431	228	232
Meru ..	635	897	1,025	1,062	1,120	1,120
Kiambu ..	2	2	2	2	4	4
<i>Ukamba: (a)</i>						
Machakos ..	1,525	2,332	519	1,198	776	2,072
Kitui ..	3.9	1,570	938	1,681	531	1,155
<i>Nzoia:</i>						
Tambach	10	310	114	1,597
Nandi ..	86	495	66	298	39	78
<i>Coast:</i>						
Digo ..	481	1,216	514	1,952	245	1,248
Malindi ..	113	1,335	561	1,931	293	995
Kilifi ..	72	354	148	148	16	16
Voi ..	2.3	424	1,200	1,571	265	321
<i>Total ..</i>	<i>5,682</i>	<i>12,265</i>	<i>7,361</i>	<i>13,779</i>	<i>4,607</i>	<i>11,270</i>

(a) The Kikuyu and Ukamba Provinces were amalgamated into the Central Province during the year.

(b) Eldama Ravine was administered from Nakuru during the year.

These figures are to a great extent misleading. It is not possible to know how much labour is compulsory, e.g. twenty porters are ordered to carry loads for the District Commissioner on *safari*: out of the twenty probably fifteen at least are only too glad of the opportunity to earn money and are, therefore, really voluntary in the true sense of the word. Of the remaining five, three may be indifferent and would not have done the work unless ordered to do so. The remaining two might have some definite objection and would prefer to have remained at home doing something else.

In connection with the number employed at Tambach the District Commissioner has included all porters ordered out throughout the year. These figures also include a large number of natives who, at the request of the headmen and elders were ordered to construct a water furrow for the benefit of the community. Again the probability is that a large number were perfectly willing to do it but the native authorities asked that the order for compulsion should be given to ensure that the work would be done by an adequate number of labourers and that the work would not be delayed.

APPENDIX B
THE TOTALS FOR THE LAST EIGHT YEARS

Year	Number of men ordered out	Number of men-days	Average number of days worked by each man called out
1926 ..	13,228	56,781	4.29
1927 ..	12,809	95,976	7.49
1928 ..	12,897	86,587	6.71
1929 ..	9,663	64,657	6.69
1930 ..	9,098	37,465	4.12
1931 ..	5,682	12,265	2.16
1932 ..	7,381	13,779	1.86
1933 ..	6,292	11,270	1.79

APPENDIX C
GOVERNMENT LABOUR CAMPS

	Kisumu	Nairobi
Number of natives who used camp during year	14,226	4,088
Quantity of food and fuel supplied free—	<i>Lb.</i>	<i>Lb.</i>
Maize flour	3,026	1,302
Fuel	2,819	*3,230
		2,604
		*6,460
Quantity of food and fuel sold—		
Maize flour	474	296
Fuel	2,106	1,108
Total quantity of food and fuel supplied—		
Maize flour	3,500	4,828
Fuel	4,925	10,172
	<i>Sh. cts.</i>	<i>Sh. cts.</i>
Receipts by sale of food and fuel	162 31	137 45
Expenses of maintaining camp—		
Wages	605 34	1,035 88
Sundries	803 57	666 42

*This represents food and fuel supplied to native labourers discharged from hospital, etc., and forwarded to employers.

NOTE.—Camps at Kendu, Yala, Mumias, and Sagana remained closed throughout the year.

APPENDIX D.
PROSECUTIONS, LABOUR OFFICE, MOMBASA

Offence	Convicted	Withdrawn	Acquitted	Lost on Appeal	Absconded	Pending	Total
Withholding Wages	31 (3.E; 10.I; 3.S; 10.A)	6 (3.E; 3.I)	1 (1.I)	1 (1.E)	—	18 (2.E; 16.I)	57 (14.E; 30.I; 3.S; 10.A)
Improper Housing	1 (1.E)	—	—	—	—	—	1 (1.E)
Improper Feeding	2 (2.E)	—	—	—	—	—	2 (2.E)
Non-supply of Medicine	1 (1.E)	—	—	—	—	—	1 (1.E)
Failure to Repatriate	3 (3.E)	—	1 (1.I)	—	—	1 (1.E)	5 (4.E, 1.I)
Recruiting Offences	2 (1.E, 1.I)	—	—	—	—	—	2 (1.E, 1.I)
Total	40 (16.E; 11.I; 3.S; 10.A.)	6 (3.E; 3.I)	2 (2.I)	1 (1.E)	—	19 (3.E; 16.I)	68 (23.E; 31.I; 3.S; 10.A.)

The figures and letter in parenthesis denote the number of defendants according to race.
E=European, I=Indian, S=Somali or Arab, A=African.

APPENDIX D.—(Contd.)
PROSECUTIONS, LABOUR OFFICER, NAKURU

Offence	Conviction	Withdrawn	Acquitted	Lost on Appeal	Pending	Total
Withholding Wages	30 (16 E, 5 I; 2 S; 6 A; 2 M)	11 (9 E, 1 I; 1 A)	12 (6 E, 5 I; 1 M)	1 (1 E)	2 (2 E)	56 (34 E, 1 I; 2 S; 6 A; 3 M)
Improper Housing	2 (2 I)	—	—	—	—	2 (2 I)
Non-supply of Medical Treatment	—	1 (1 I)	—	—	—	1 (1 I)
Recruiting Offences	1 (1 E)	—	—	—	—	1 (1 E)
Registration Offences	5 (5 I)	1 (1 I)	—	—	—	6 (6 I)
Resident Native Labourers' Ord.	16 (1 E; 15 A)	—	1 (1 E)	—	—	17 (2 E; 15 A)
Offences by Labourers	5 (5 A)	—	—	—	—	5 (5 A)
Total	59 (18 E; 12 I; 2 S; 25 A; 2 M)	13 (9 E; 3 I; 1 A)	13 (7 E; 5 I; 1 M)	1 (1 E)	2 (2 E)	88 (37 E; 20 I; 2 S; 3 M; 26 A)

NOTE.—The figures and letters in parenthesis denote the nationality of the defendants.
E=European, I=Indian, S=Somali, A=African, M=Other Races (Goan, Seychelles, etc.)

APPENDIX D.—(Contd.)
PROSECUTIONS, LABOUR OFFICER, KISUMU

Offence	Convictions	Withdrawn or settled out of Court	Acquitted	Lost on Appeal	Pending	Abandoned or left Colony	Total
Withholding Wages	58 (46 E; 8 I; 2 A)	6 (4 E; 1 I; 1 A)	2 (2 E)	—	4 (3 E; 1 A)	3 (3 E)	73 (60 E; 9 I; 4 A)
Improper Housing	3 (1 E; 2 I)	—	—	—	—	—	3 (1 E; 2 I)
Improper Sanitation	1 (1 E)	—	—	—	—	—	1 (1 E)
Failure to Repatriate	3 (3 E)	—	—	—	—	—	3 (3 E)
Resident Native Labourers' Ordinance	4 (1 E; 3 I)	—	—	—	—	—	4 (1 E; 3 I)
Registration Ordinance	62 (21 E; 37 I; 4 A)	7 (4 E; 3 I)	2 (2 E)	—	—	13 (4 E; 9 I)	84 (31 E; 49 I; 4 A)
Total	131 (75 E; 50 I; 6 A)	13 (8 E; 4 I; 1 A)	4 (4 E)	—	4 (3 E; 1 A)	16 (7 E; 9 I)	168 (97 E; 63 I; 8 A)

NOTE.—E=European, I=Indian, A=African.

APPENDIX D—(Contd.)
PROSECUTIONS, LABOUR OFFICER, NAIROBI.

Offence	Convictions	Withdrawn	Acquittals	Pending	Total
Withholding Wages	31 (12E; 13I; 6A)	1 (1,I)	1 (1,I)	—	33 (12E; 15I; 6A)
Housing	3 (3,I)	—	—	—	3 (3,I)
Medical Attendance	2 (2,I)	—	—	—	2 (2,I)
Registration	5 (3E; 2I)	—	—	—	5 (3E; 2I)
Common Assault	2 (2,E)	—	—	—	2 (2,E)
Squatters	1 (1,E)	—	—	—	1 (1,E)
Offences by Labourers	3 (3,A)	—	—	—	3 (3,A)
Total	47 (18E; 20I; 9A)	1 (1,I)	1 (1,I)	—	49 (18E; 22I; 9A)

NOTE.—E=European, I=Indian, A=African.

NATIVE AFFAIRS DEPARTMENT
REGISTRATION SECTION ANNUAL REPORT, 1933

During the year under review, the personnel of this section of the Native Affairs Department consisted of:—

3 Europeans
19 Asians
56 African clerks
2 African office orderlies

Total 80

All the European Officers, together with all the Asians and 29 African clerks were employed in Nairobi.

The remaining 27 African clerks were posted as Native Registration Clerks, at the various out-stations.

In addition to the above—

1 European,
3 Asian clerks,
3 African clerks,

nominally on the Establishments of this Section, were seconded for duty with the Registration of Domestic Servants Section, into which 1 European, 1 Asian and 2 Africans were ultimately absorbed when it was decided to reduce the staff of the Native Registration Section and to extend the operation of the Registration of Domestic Servants.

EUROPEAN STAFF.

Mr. A. E. T. Imbert, Chief Registrar of Natives.

Mr. G. H. Booth, Assistant Registrar of Natives.

Mr. G. Wedderburn, Deputy Registrar of Domestic Servants.

Miss G. W. Arnold, Clerk, Grade "C".

Mr. A. E. T. Imbert was in charge of the Department until the 8th of July, when he proceeded to England on leave. Mr. G. H. Booth was appointed Acting Chief Registrar of Natives from that date and continued in that capacity until the end of the year.

The remaining officers were on duty throughout the year.

ASIAN STAFF.

Only one clerk proceeded on leave, prior to retirement, owing to ill-health, early in the year; I regret to have to report that he died within one week of his arrival in India.

Six clerks were transferred to other Departments and nine were retrenched, in compliance with the recommendations of the Expenditure Advisory Committee. Notices of the termination of their services were served upon all the Asian members of the staff on 29th of June, 1933. On the 29th of September, 1933, six of these notices were withdrawn, and the services of the clerks concerned were retained.

Absence from duty, for various causes, amounted to 1,063 days, as follows:—

No. of clerks	Vacation leave	Local leave	Sick leave	Other days	Total	Remarks
22	808	113	107	35	1,063	One died on leave. 6 Transferred to other Departments,

AFRICAN STAFF.

Leave for various reasons, amounting to 1,430 days, was granted to the thirty-two Africans on duty at Headquarters, as follows:—

No. of clerks	Vacation leave	Local leave	Sick leave	Other days	Total	Remarks
30	950	137	262	81	1,430	

Fifteen African clerks were retrenched during the course of the year.

GENERAL.

To summarise, nine Asian and fifteen African clerks were retrenched and six Asians were transferred to other Departments.

PROGRESS OF REGISTRATION.

Registration continues to progress very satisfactorily and smoothly. The opposition to this measure, which figured so prominently in native politics a few years ago, appears practically to have died a natural death, probably because this agitation was engineered by the more turbulent element in the native population and mainly because the law-abiding native has realized that, on balance, the advantages and the security to be derived by its retention, far outweigh the small inconveniences that it creates.

The total number of Registrations effected at the various Registration Stations in the Colony, inclusive of re-registrations, but excluding Temporary Registration Permits, amounted to 30,214, a number only 67 below the 1932 total, and a fair average figure, now that Registration is well established.

The year's total transactions were as follows:—

Permanent Registrations	22,008	increase	554
Temporary Registrations	8,206	decrease	611
T. R. Permits	16,326	decrease	587
	46,540		1,198
			554
			644

a decrease of 644 transactions compared with the previous year.

The two tables, attached hereto, show:—

A. Table 1: the incidence of Permanent and Temporary Registrations at various stations.

B. Table 2: the incidence of Renewals at various stations.

Of the 30,214 registrations effected during the year, 3,123 were re-registrations, thus leaving a nett figure of 27,091 initial registrations, an increase of 1,624 initial registrations compared with 1932.

The table below reflects the percentage increases and decreases in Registrations in the various Provinces:—

A TABLE SHOWING THE INCREASES AND DECREASES IN REGISTRATIONS DURING 1932 AND 1933

PROVINCES	Registrations		Increase Units	Decrease Units	Percentage of Increase	Percentage of Decrease	Remarks
	1932	1933					
Coast	2,659	1,868	..	791	..	29.75	
Central—					<i>Per cent</i>	<i>Per cent</i>	
Ukamba	2,213	2,584	371	..	16.82	..	
Kikuyu	9,254	8,119	..	1,135	..	12.29	
Masai	288	175	..	113	..	39.24	Lowest
Rift Valley	1,434	1,271	..	163	..	11.36	
Naivasha	588	740	152	..	25.85	..	
Nzoia	2,789	3,416	627	..	22.48	..	
Nyanza	10,922	11,539	617	..	5.65	..	
Turkana	124	502	378	..	304.84	..	Highest
TOTAL	30,271	30,214	2,145	2,202	7.09	7.27	Nett Decrease of 57.19%

Registrations effected since the inception of the Native Registration Ordinance :—

Permanent Registration	728,632
Temporary Registration	351,765
Total ..	<u>1,080,397</u>

The Registrations effected in the Colony since the inception of the Ordinance in 1919 now total 1,080,397, of which 139,271 were second and multiple Registrations.

The number of persons actually finger printed and registered, from the inception of the Native Registration Ordinance to the present date, therefore amounts to 941,666.

Of the total registered population, 38,901 natives have been reported as dead ; in theory the number of "live" records would appear to amount to 902,225 ; in actual practice, only a small percentage of the deaths that take place among the registered native population is reported to this office, and it is therefore necessary to make a yearly allowance in our records, for all unreported details, in order that our labour statistics should reflect as true a state of employment as it is possible to procure, in the circumstances.

Following the practice in force for some years, the death rate of 20 per 1,000 advised by the Government Statistician, has been adopted, from which it would appear that the number of "live" cards in our records does not exceed 775,485.

Tables 3 and 4, appended hereto, show the differential progression between the effective records, according to our records, and the corrected totals.

RE-REGISTRATIONS AND RENEWALS.

A total of 19,449 applications were received for renewals and for re-registrations ; 16,326 were applications for renewals of certificates alleged to have been lost, etc., and 3,123 were re-registrations of natives who exchanged their Temporary Registration Certificates for Permanent Registration Certificates.

Tables 5 and 6, appended hereto, show month by month the incidence of the 1933 re-registrations and renewals, at all stations. It will be seen that the harvest seasons, March and November, show a distinct increase in the number of renewals effected during those periods.

The following analysis reflects the frequency of renewals, in the 19,449 transactions carried out during the year :—

First to second	Registrations 12,442
Second to third	4,706
Third to fourth	1,452
Fourth to fifth	501
Fifth to sixth	182
Sixth to seventh	76
Seventh to eighth	44
Eighth to ninth	20
Ninth to tenth	5
Tenth to eleventh	5
Eleventh to twelfth	3
Twelfth to thirteenth	3
Thirteenth to fourteenth	6
Fourteenth to fifteenth	1
Fifteenth to sixteenth	—
Sixteenth to seventeenth	—
Seventeenth to eighteenth	1
Eighteenth to nineteenth	—
Nineteenth to twentieth	1
Twentieth to twenty-first	—
Twenty-first to twenty-second	—
Twenty-second to twenty-third	—
Twenty-third to twenty-fourth	1
Total ..	<u>19,449</u>

It will be noted that the native who had previously registered on twenty-three occasions has now taken out a twenty-fourth certificate. Two or three others are following him closely and have taken their fifteenth, eighteenth and twentieth certificates respectively. The former was prosecuted about three years ago, on several charges contra section 8 of Cap. 127 and was sentenced, in the aggregate, to fourteen months' imprisonment. That, apparently, was not a sufficient deterrent, and he continues to take out fresh registrations whenever his previous certificate becomes obnoxious to him. The only difference in his methods is that he now changes his identity legitimately, by purchasing his new Registration Certificate, and one wonders what is the extent of the inducement which prompts these frequent changes in identity?

Among the 3,123 re-registrations from Temporary to Permanent, effected during the year, 2,274 were bona fide exchanges, and 849 were unlawful transactions where the

applicants omitted to declare the fact that they had previously been registered and where, in consequence, they omitted to pay the requisite fees for re-registrations.

SUBMISSION OF MONTHLY LABOUR RETURNS.

Employers of labour have submitted 96,180 monthly labour returns during 1933, of which 90,270 were submitted by the general public and 5,910 by Government Departments and the Railway Administration.

The average monthly submission for each class amounted to 7,522 and 493 returns respectively, which represent 57.64 per cent of the non-official employers and 96.66 per cent of departmental employers.

In both cases these percentages show a considerable improvement upon the previous year's submission which totalled 50.10 per cent and 94.10 per cent respectively.

61,738 returns were submitted in which movements were reported, and 34,442 were "Nil" returns. The latter number constitutes 38.15 per cent of the whole and, assuming employers are submitting true returns, the inference is a very noticeable improvement in the stability of the employee. It is probably a fact that labour is less prone now to leave employment than formerly, because of the great difficulty of obtaining re-employment.

Table 7 is an analysis of the labour returns received from the various communities, showing the community from which received, the number of known employers in each community, the average total monthly submission, the percentage of monthly submissions in 1933 and 1932, the class of labour returns (whether "Nil" returns or returns showing movements) and the respective percentages for these two classes of returns for 1932 and 1933.

Table 8 is a more extended analysis showing the monthly submission of returns by different classes of employers and Table 9 is a monthly analysis of the returns received, by districts.

The total submission of monthly labour returns, by districts, since labour returns were inaugurated in 1922, is shown in Table 10; in the aggregate there is a steady increase each year.

The following summary shows the results of cases contra section 9 (1) of the Ordinance, heard in Nairobi, and Resident Magistrates and District Commissioners at other centres, upon first information or complaint emanating from this Department :—

CLASS OF EMPLOYERS	A		B		
	Summonses Issued	Pending	Heard	Convicted	Acquitted or withdrawn
NAIROBI—					
Europeans,	89	..	40	40	49
Asiatics	29	..	21	20	9
OTHER DISTRICTS—					
Europeans,	220	..	130	124	96
Asiatics	283	..	189	173	110
Total	621	..	380	357	264

The percentage of withdrawals appears to be high and is misleading, in so much as it creates the impression that the prosecution finds itself unable to proceed with its cases, owing to some flaw in the case or owing to insufficient evidence. In actual fact, however, the great majority of the withdrawals is due to the inability of the Police to serve process for appearance upon the accused.

EMPLOYERS' CARD INDEX.

The overhaul of the card index was continued during the year and a further 228 cards and files of defunct or retired employers were removed.

The index now consists of 15,566 cards, as analysed in Table 11, by district and by race.

TOURS OF INSPECTION.

Nil, shortage of funds and other circumstances precluded any inspection being carried out.

LABOUR STATISTICS.

The usual monthly schedules of native employment were compiled, as formerly, until July, 1933. After that period I was unable to continue this compilation owing to shortage of staff. It has since been possible to carry on this compilation,

by a count of inward and outward movements and a percentage allocation by tribe, based upon several years' averages of the tribal employment distribution.

Tables 12 and 13 show respectively the number calculated to be in employment, throughout the year—and the total inward and outward movements reported.

The average number of natives reported in employment during 1933, was 141,085, with an average inward and outward movements of 17,082 and 15,707. This compares very favourably with previous years, since the depression, and, in my opinion, appears to indicate a definite upward movement.

This contention is strongly supported by Table 14, which shows that during the last prosperous year (1929) an average of 160,076 men were at work monthly, that this figure decreased fairly consistently until it reached its minimum, with 126,787 employees in January, 1932, since when employment has risen, equally consistently, to the present level.

Table 15 is a further analysis of the working population, by tribe, showing the tendency to work, exhibited by the various tribes.

CONTRACTED LABOUR.

All copies of attested contracts of service are forwarded to this office for record and analysis. 479 such contracts were received and recorded.

Monthly schedules of the resultant analysis were compiled for the information of the Principal Labour Inspector and Table 16, attached hereto, is the annual compilation of the twelve monthly schedules.

PROSECUTIONS FOR OFFENCES CONTRA THE NATIVE REGISTRATION ORDINANCE.

A summary of all convictions recorded against all persons during 1933, for contravening the provisions of the Native Registration Ordinance, obtained through the courtesy of the Registrar of the Supreme Court, is republished herein as Table 17.

This shows a total of 3,796 prosecutions resulting in 3,532 convictions and 264 acquittals.

Table 17a is a comparative summary of the total number of persons convicted under the Native Registration Ordinance, since 1922, compiled from the yearly Court analysis.

The racial incidence of these convictions is as shown below :—

RACIAL INCIDENCE OF CONVICTIONS UNDER THE NATIVE REGISTRATION ORDINANCE DURING 1933

RACES	Number of Effective cards	Number of Convictions	Percentage		Remarks
			1933	1932	
Europeans	6,477	210	3.23	4.23	Number of known effective employers, <i>vide</i> summary on table II.
Asians and Others..	6,299	230	3.65	4.02	Number of known effective employers, <i>vide</i> summary on table II.
Africans ..	902,225 (1933)	3,092	0.34	0.52	Effectives still on record <i>vide</i> Table 4, Theoretical effectives, <i>vide</i> Table 5.
Africans ..	775,465 (1932)		0.40	0.60	
TOTAL		3,532			

The Department was responsible for lodging 1,787 complaints against various persons—634 being against employers and 1,153 against natives.

The respective figures for 1932, were 1,073 and 1,327.

The results obtained by these prosecutions are tabulated below :—

" A "
PROSECUTIONS UNDER THE NATIVE REGISTRATION
ORDINANCE INSTITUTED BY THE DEPARTMENT IN
1932 AGAINST EMPLOYERS

CLASS OF EMPLOYERS	Sections under which Charged	Summonses Issued	Pending	Heard	Convicted	Withdrawn
NAIROBI—						
Europeans	6 (1)	5	..	5	4	1
Asiatics	6 (1)	4	..	4	4	..
Europeans	9 (1)	89	..	40	40	49
Asiatics	9 (1)	29	..	21	20	9
Europeans	10 and 18
Asiatics	10 and 18	2	..	2	..	2
Europeans	13 (3)
Asiatics	13 (3)	1	..	1	..	1
Total Nairobi Convictions	..	130	..	73	68	62
OTHER DISTRICTS—						
Europeans	6 (1)
Asiatics	6 (1)
Europeans	9 (1)	220	..	130	124	96
Asiatics	9 (1)	283	..	189	173	110
Europeans	10 and 18
Asiatics	10 and 18
Europeans	13 (3)
Asiatic	13 (3)
Europeans	13 (5)
Asiatics	13 (5)	1	..	1	..	1
Total Other District	..	504	..	320	297	207
GRAND TOTAL	..	634	..	393	365	269

" B "
PROSECUTIONS UNDER THE NATIVE REGISTRATION
ORDINANCE INSTITUTED BY THE DEPARTMENT IN
1932 AGAINST AFRICANS

FORM NO.	Traced	Arrested	Convicted	Discharged or Withdrawn	Pending
N.A.D. 26	342	203	185	3	15
N.A.D. 59	684	684	562	93	29
N.A.D. 34	74	40	35	1	4
N.A.D. 47
By Letters	53	42	38	2	2
TOTAL	1,153	969	820	99	50

EXPENDITURE AND REVENUE.

The Departmental votes sanctioned for this Department in 1933, totalled £15,132, allocated as follows :—

Native Registration Section	£8,906
Central Finger Print Bureau	6,226
Total	£15,132

against which the following expenditure was incurred :—

NATIVE REGISTRATION SECTION	Estimated Expenditure	Actual Expenditure	Savings
Personal Emoluments	£ 8,210 0 00	£ 7,562 5 45	£ 647 14 55
Other Charges	696 0 00	601 1 27	94 18 63
Total	8,906 0 00	8,163 6 72	742 13 18
CENTRAL FINGER PRINT BUREAU			
Personal Emoluments	5,606 0 00	5,340 15 23	465 4 77
Other Charges	420 0 00	375 14 62	44 5 38
Total	6,226 0 00	5,716 9 85	509 10 15
TOTAL DEPARTMENTAL COST AND SAVINGS	15,132 0 00	13,879 16 57	1,252 3 33

REVENUE.

The fees collected during the year for miscellaneous services amounted to £1,395/9/0, as follows :—

	Estimated Revenue	Actual Revenue	Deficit
Registration and Renewal fees	£ 1,200 0 00	£ 1,016 14 00	£ 183 6 00
Kipande containers	450 0 00	378 15 00	71 5 00
TOTAL	1,650 0 00	1,395 9 00	254 11 00

reflecting a deficit of £254/11/0 on Estimated Revenue.

The nett cost of the Department for the year 1933 was therefore £12,484/7/67, thus bringing the total cost of operating the Ordinance since its inception to £200,639.

REGISTRATION OFFICERS.

A—*Honorary Registration Officers.*—I have no change to report in the ranks of the Honorary Registration Officers who have continued to carry out their honorary duties in the most creditable manner.

B—*Police Officers.*—These Registration Officers, notwithstanding the additional work which has devolved upon them as a result of retrenchment in the Force, have continued to function as heretofore.

Both classes of Honorary Registration Officers have helped very materially in the progress of Registration and their labours have been most keenly appreciated, both by the employers and by the employees who have thus been saved the very long journeys they had to undertake, at one time, to attend to Registration matters.

THE NATIVE REGISTRATION (CASUAL LABOURERS) RULES, 1926.

The Nairobi Municipal Council notified the Department of the grant of 404 licences to casual labourers and petty traders, as analysed below:—

1933	Ricksha Boys	Casual Labourers	Total	Identified as Correct	Unidentified	Total
January ..	—	30	37	23	7	30
February ..	—	32	32	23	9	32
March ..	—	37	37	26	11	37
April ..	6	30	36	23	13	36
May ..	—	38	35	23	15	38
June ..	4	29	33	20	13	33
July ..	—	33	33	30	3	33
August ..	—	33	33	31	2	33
September ..	4	32	36	26	10	36
October ..	—	32	32	26	6	32
November ..	—	31	31	24	7	31
December ..	—	33	33	27	6	33
TOTAL ..	14	390	404	302	102	404

CORRESPONDENCE.

8,075 communications were received by the Native Registration Section during the year, and 1,790 were sent out.

CENTRAL FINGER PRINT BUREAU.

STAFF.

Mr. W. W. C. Burgess was in charge of the Bureau until the end of the year, when he retired on pension.

The Asian staff which had been reduced during the previous year, consisted of twenty-five trained finger print clerks until the 29th June. On that date, notices of Government's intention to terminate their appointments were served upon all Asian members of the staff. Some elected to proceed on leave immediately, the majority remained on duty pending Government's reconsideration of the Expenditure Advisory Committee's recommendation to abolish the Department.

A final decision to retain Native Registration was reached during the latter part of September and on the 2nd of October, 1933, ten of the twenty-five notices were cancelled, and the clerks concerned were re-appointed to their posts. One of these clerks who was due for leave, proceeded to India, where he died shortly after landing, and in consequence, a further notice was withdrawn.

Of the remaining fifteen clerks, three were found employment in other Government Departments, one obtained a post with the Tanganyika Territory Police, and the remainder have expressed their desire to return to India at some future date.

Absence from duty, on leave and through various causes, amounted to 2,250 days, made up as follows:—

No. of clerks	Vacation leave	Local leave	Sick leave	Other days	Total	Remarks
25	1,660	254	248	68	2,250	3 Transferred. 1 Died.

At the end of the year only eight men remained on duty.

IDENTIFICATIONS BY FINGER PRINTS.

Identifications established by finger prints in connection with the Native Registration Ordinance, Registration of Domestic-Servants Ordinance and Public and Governmental inquiries, totalled 72,687. Details of these are given on the 'Return of Work performed by the Central Finger Print Bureau for the year 1933', appended hereto (Appendix A).

POSTHUMOUS IDENTIFICATIONS.

1,987 deaths of registered male natives were officially reported to the Department. Only 266 of these reports, however, were supported by the finger impressions of the deceased, from which 240 identities were definitely established, the remainder being too blurred or too badly taken to permit of identification.

REGISTRATION OF DOMESTIC SERVANTS.

2,335 records were added to the collection of finger prints of domestic servants, which now totals 18,102.

2,095 were finger prints of persons who had not previously been registered as domestic servants, 13 were re-registrations and 240 were of natives against whom convictions had previously been recorded. The last number does not necessarily mean that Registration has been refused in such cases—it merely shows the existence of past criminal records.

MISCELLANEOUS IDENTIFICATIONS.

Various Government Departments, The Ministry of Pensions, Municipalities, Banks, etc., frequently request this Department to establish, or confirm, or disprove the identity or alleged identity of persons with whom they have come in contact during their respective operations.

50,663 such identifications were carried out by the Bureau during 1933. Many of these identifications represent the comparison of two thumbs in cases where the identity of the individuals concerned was in doubt. These identifications led to the discovery of 206 cases of natives who were in possession of Registration Certificates which were not their own.

Appendix "A" shows in detail the number of finger prints received from all districts and the identifications made under the Native Registration and Registration of Domestic Servants Ordinance.

CORRESPONDENCE.

1,517 communications were received by the Central Finger Print Bureau during the year and 1,428 were sent out.

THE REGISTRATION OF DOMESTIC SERVANTS ORDINANCE.

A separate Report has been submitted for this service, by the Deputy Registrar of Domestic Servants.

CONCLUSION.

In conclusion I would thank the various officers of Government with whom my duties have brought me in contact during the year, for their invariable courtesy and assistance, also the Honorary Registration Officers, for the efficient manner and generous way in which they have carried out their irksome duties.

I would also particularly thank the officers and staff of my Department for the cheerful manner in which they have faced a year of unprecedented anxiety and hardship.

To many of them 1933 proved to be the end of their career with Government, and although they were given their notice in June, the majority of them remained on duty practically until the end of the year, and I think a special word of thanks and of praise is due to them for so doing.

A. E. T. IMBERT.

Chief Registrar of Natives.

TABLE I

TOTAL NUMBER OF REGISTRATIONS AND RE-REGISTRATIONS EFFECTED AT ALL STATIONS DURING 1933

PROVINCE AND DISTRICT	Permanent Registrations	Temporary Registrations	Total
COAST—			
Digo	306	84	390
Mombasa	136	884	1,020
Kilifi	346	11	357
Malindi	94	7	101
Lamu
Kipini
Teita	183	50	233
Provincial Total ..	1,065	1,036	2,101
CENTRAL—			
Machakos	1,271	93	1,364
Kitui	969	18	987
Nairobi	1,960	1,960
Kyambu	1,200	435	1,635
Fort Hall	1,196	58	1,254
Nyeri	1,916	78	1,994
Embu	374	..	374
Meru	886	16	902
Provincial Total ..	7,812	2,658	10,470
RIFT VALLEY—			
Naivasha	583	583
Luikippia	157	157
Nakuru	1,089	1,089
Ravine	2	2
Baringo	2	..	180
Nandi	1,621	18	1,639
Uasin Gishu	111	111
Elgeyo	169	2	171
Marakwet	72	..	72
Trans-Nzoia	1,423	1,423
Provincial Total ..	2,042	3,385	5,427
NYANZA—			
Central Kavirondo	4,110	841	4,951
North Kavirondo	3,170	74	3,244
South Kavirondo	2,365	102	2,467
Kericho	837	40	877
Provincial Total ..	10,482	1,057	11,539

TABLE I—(Contd.)

TOTAL NUMBER OF REGISTRATIONS AND RE-REGISTRATIONS EFFECTED AT ALL STATIONS DURING 1933

PROVINCE AND DISTRICT	Permanent Registrations	Temporary Registrations	Total
MASAI—			
Narok, Ngong and Kajiado ..	131	44	175
Provincial Total ..	131	44	175
TURKANA—			
West Suk	476	26	502
Provincial Total ..	476	26	502
GRAND TOTAL ..	22,008	8,206	30,214

NOTE:—It has not been found practicable, except in Table I above, and Table II, to analyse the various district activities, in connection with the Native Registration Ordinance, according to the new Provincial and District divisions.

In reading Tables 5, 6, 12, 15 and 16, the following should be taken into consideration:—

1. Kikuyu and Ukamba Provincial totals, less the Voi figures, become the Provincial totals for the Central Province.
2. Ravine, ceases to exist and all permanent Registration of Natives residing in that district are classed as Baringo Registrations.

TABLE 2
REGISTRATIONS EFFECTED MONTHLY AT EACH STATION DURING THE YEAR 1933

PROVINCE AND DISTRICT	Jan.	Feb.	March	April	May	June	July	August	Sept.	Oct.	Nov.	Dec.	Total	Average
COAST—														
Digo ..	64	50	41	33	49	32	16	28	17	20	14	26	390	32
Mombasa ..	109	131	51	46	80	96	92	89	43	81	88	114	1,020	85
Malindi ..	92	5	56	11	38	19	26	73	12	32	21	..	337	30
Lamu, Tana Kiver ..	4	..	1	..	9	12	..	8	..	11	28	..	101	8
Yoi (Taita) ..	22	28	31	22	26	7	13	13	5	15	27	26	233	18
CENTRAL—														
Machakos ..	163	134	116	207	130	72	77	89	58	81	117	120	1,364	114
Kisumu ..	88	19	29	75	84	111	57	115	66	119	79	143	987	82
Narobi ..	198	185	141	179	248	101	104	143	143	145	167	206	1,960	163
Kinambu ..	118	174	120	72	174	183	139	121	141	129	131	133	1,635	136
Fort Hall ..	92	69	42	84	126	55	90	126	85	136	214	135	1,254	105
Nyeri ..	77	160	55	103	118	34	65	300	401	176	448	37	1,994	166
Embu ..	6	39	63	63	39	42	69	13	13	18	44	41	374	31
Meru ..	39	131	128	93	144	62	78	31	58	43	52	46	902	75
RIFT VALLEY—														
Narvesha ..	27	27	21	30	58	101	82	40	67	46	57	30	583	49
Nakripa ..	6	10	5	28	35	22	13	15	10	9	8	3	187	13
Nakuru ..	3	6	119	139	68	119	102	106	74	93	79	73	1,092	91
Ruarua ..	6
Baringo	13	33	29	29	14	11	..	9	189	15
Nand. ..	34	268	101	120	115	107	82	160	308	135	128	111	1,639	137
Usain Gishu ..	9	11	9	14	14	7	11	34	8	7	7	6	111	9
Elgeyo ..	13	..	39	34	..	23	..	8	1	27	171	14
Marakwet ..	5	..	6	..	127	24	..	15	..	11	111	6
Trans-Nzira ..	97	121	126	105	110	110	149	141	89	103	113	142	1,623	135

TABLE 2—(Contd.)
REGISTRATIONS EFFECTED MONTHLY AT EACH STATION DURING THE YEAR 1933

PROVINCE AND DISTRICT	Jan.	Feb.	March	April	May	June	July	August	Sept.	Oct.	Nov.	Dec.	Total	Average
NYANZA—														
Central Kavirondo ..	301	473	453	480	508	512	421	374	358	313	483	275	4,951	413
North Kavirondo ..	170	354	332	338	360	282	318	177	128	207	219	259	3,244	270
South Kavirondo ..	180	196	258	242	222	208	222	168	185	206	197	183	2,467	206
Kericho ..	28	58	59	..	90	67	53	102	..	200	91	129	677	73
TURKANA—														
West Suk ..	36	29	30	6	3	20	62	31	26	17	41	201	502	42
MASAI—														
Narok-Kajiado ..	21	16	17	18	10	12	14	6	26	19	1	15	175	15
TOTAL	2,044	2,772	2,396	2,561	2,893	2,473	2,354	2,542	2,338	2,510	2,863	2,468	30,214	2,518

TABLE 3
ESTIMATED CORRECTED TOTAL OF EFFECTIVE REGISTRATIONS COMPUTED ON A DEATH RATE OF 20 PER 100

Period During October, 1919 to 31st December, 1933	INEFFECTIVES.									
	Total Number of Registrations Effected		Re-registrations		Deaths		Total Number of Ineffectives		Total Number of Effectives Remaining	
	During Year	Total to end of Year	During Year	Total to end of Year	During Year	Total to end of Year	During Year	Total to end of Year	For Year	Total to end of Year
October, 1919 to 1920..	194,874	194,874	4,218	4,218	3,813	3,813	8,031	8,031	186,843	186,843
1921	194,758	389,632	16,082	20,300	7,310	11,123	31,423	31,423	171,366	359,209
1922	93,469	483,101	16,394	36,694	8,705	19,823	56,522	56,522	68,370	426,579
1923	70,209	553,310	17,390	54,084	9,898	29,416	83,500	83,500	43,231	469,810
1924	59,225	612,535	15,997	70,081	10,261	39,677	109,758	109,758	32,967	502,777
1925	70,100	682,635	19,404	89,485	11,069	50,746	140,231	140,231	39,627	542,404
1926	71,286	783,921	19,059	108,574	11,892	62,638	171,212	171,212	40,305	592,709
1927	67,907	821,828	3,627	112,201	12,940	75,578	187,779	187,779	51,340	634,049
1928	56,980	878,778	3,375	115,576	13,752	89,330	204,906	204,906	39,823	673,872
1929	52,523	931,301	3,528	119,104	14,457	103,787	222,891	222,891	34,538	708,410
1930	49,754	981,055	6,304	128,408	15,037	118,824	244,232	244,232	28,413	736,823
1931	38,857	1,019,912	5,936	131,344	15,395	134,219	265,563	265,563	17,526	754,349
1932	30,271	1,080,183	4,804	136,148	15,996	149,815	285,963	285,963	9,871	764,220
1933	30,214	1,080,397	3,123	139,271	15,826	165,641	304,912	304,912	11,265	775,485

TABLE 4
TOTAL NUMBER OF EFFECTIVE REGISTRATIONS REMAINING AS AT 31ST DECEMBER, 1933

Period During October, 1919 to 31st December, 1933	INEFFECTIVES									
	Total Number of Registrations Effected		Re-registrations		Deaths		Total Number of Ineffectives		Total Number of Effectives Remaining	
	During Year	Total to end of Year	During Year	Total to end of Year	During Year	Total to end of Year	During Year	Total to end of Year	For Year	Total to end of Year
October, 1919 to 1920..	194,874	194,874	4,218	4,218	435	435	4,653	4,653	190,221	190,221
1921	194,758	389,632	16,082	20,300	1,779	2,214	22,514	22,514	176,897	367,118
1922	93,469	483,101	16,394	36,694	3,280	5,494	42,188	42,188	73,795	440,913
1923	70,209	553,310	17,390	54,084	3,666	9,160	63,244	63,244	49,153	490,066
1924	59,225	612,535	15,997	70,081	3,182	12,342	82,423	82,423	40,046	530,112
1925	70,100	682,635	19,404	89,485	2,735	15,077	104,562	104,562	47,961	578,073
1926	71,286	783,921	19,059	108,574	3,632	18,709	127,283	127,283	48,865	626,638
1927	67,907	821,828	3,627	112,201	3,523	22,232	134,433	134,433	60,757	687,395
1928	56,980	878,778	3,375	115,576	3,034	26,266	140,842	140,842	50,541	737,936
1929	52,523	931,301	3,528	119,104	3,061	28,327	147,431	147,431	45,934	783,870
1930	49,754	981,055	6,304	125,408	3,153	31,480	156,888	156,888	40,297	824,167
1931	38,857	1,019,912	5,936	131,344	2,774	34,254	165,598	165,598	30,147	854,314
1932	30,271	1,080,183	4,804	136,148	2,660	36,914	173,062	173,062	22,807	877,121
1933	30,214	1,080,397	3,123	139,271	1,987	38,901	158,172	158,172	25,104	902,225

TABLE 5
RE-REGISTRATIONS (LAWFUL AND UNLAWFUL) JANUARY, 1933 TO DECEMBER, 1933

PROVINCE AND STATION	Jan.	Feb.	March	April	May	June	July	August	Sept.	Oct.	Nov.	Dec.	Total
COAST—													
Digo	38	10	31	9	6	8	1	3	7	3	3	3	114
Mombasa .. .	8	6	10	8	8	8	15	6	3	5	3	5	75
Kilifi	11	..	3	2	1	4	6	11	1	1	1	..	41
Malindi	1	2	1	2	7
Lamu
Kipini
Provincial Total	58	16	44	11	16	14	22	20	12	11	5	8	237
UKAMBA—													
Machakos ..	1	1	1	3	4	2	4	1	3	1	6	1	28
Kitui	5	2	4	8	2	1	2	4	4	1	3	1	35
Voi	1	1	..	6
Provincial Total	7	3	6	11	6	4	6	5	7	2	10	2	69
KIKUYU—													
Narobi	15	5	12	..	11	23	7	12	7	7	17	6	122
Kinamba .. .	14	16	10	25	16	7	14	16	10	8	9	4	149
Fort Hall ..	1	..	2	1	2	..	3	5	4	1	5	3	26
Nyeri	8	14	7	14	11	9	11	15	6	7	12	7	121
Embu	3	2	..	11	4	2	..	4	1	28
Meru	6	3	5	4	3	8	4	2	1	1	1	38
Provincial Total	41	44	34	56	48	44	43	56	30	24	45	21	496
MASAI—													
Narok, Ngong and Kajiado	10	5	1	2	3	1	5	3	7	..	2	..	39
Provincial Total	10	5	1	2	3	1	5	3	7	..	2	..	39
NAIYASHA—													
Nanyasha ..	3	4	2	1	7	2	5	3	1	3	5	1	37
Lalipia	1	1	..	2	..	2	1	1	..	1	..	9
Provincial Total	3	5	3	1	9	2	7	4	2	3	6	1	46

TABLE 5—(Contd.)
RE-REGISTRATIONS (LAWFUL AND UNLAWFUL) JANUARY, 1933 TO DECEMBER, 1933

PROVINCE AND STATION	Jan.	Feb.	March	April	May	June	July	August	Sept.	Oct.	Nov.	Dec.	Total
RIFT VALLEY—													
Nakuru	2	5	3	4	7	9	11	4	7	4	8	5	69
Ravine	1	2	1	2
Baringo	3
Provincial Total	4	5	3	4	7	9	13	5	7	4	8	5	74
NZOIA—													
Nandi	8	14	34	23	19	29	18	19	111	83	28	86	472
Usain Gishu	2	1	4
Elgeyo	5	..	9	7	..	3	1	3	..	2	30
Marakwet	1	1	2
Trans-Nzoia ..	5	2	3	2	5	4	5	7	9	3	5	1	51
Provincial Total	18	16	47	35	25	36	25	29	120	88	33	87	559
NYANZA—													
Central Kavirondo	60	53	81	41	40	43	43	46	49	32	58	9	555
North Kavirondo	53	56	65	71	43	45	64	78	31	48	76	35	669
South Kavirondo	6	14	11	15	7	11	9	16	11	12	5	3	112
Kericho	10	..	12	11	13	16	12	18	..	119	57	..	268
Provincial Total	129	123	169	138	103	116	128	150	91	211	196	50	1,604
TURKANA—													
West Suk	1	1	2	2	3	9
Provincial Total	..	1	1	2	2	3	9
GRAND TOTAL	270	218	308	260	217	226	249	272	276	343	307	177	3,123

TABLE 6
RENEWALS (TEMPORARY REGISTRATION PERMITS) JANUARY, 1933 TO DECEMBER, 1933

PROVINCE AND STATION	Jan.	Feb.	March	April	May	June	July	August	Sept.	Oct.	Nov.	Dec.	Total
COAST—													
Digo	19	13	9	10	9	8	4	9	14	9	3	3	110
Mombasa	66	57	63	33	58	59	46	39	38	52	44	27	585
Kilifi	7	3	7	8	6	7	7	10	8	15	6	1	82
Mahidi	62
Lamu
Kipini
Provincial Total ..	99	78	79	57	78	80	61	64	64	79	68	32	839
UKAMBA—													
Mwachkos	34	46	62	42	71	22	49	28	35	33	37	35	494
Kiru	8	13	16	10	9	12	6	12	13	16	11	14	140
Voi	4	8	12	9	14	5	8	9	10	11	7	5	102
Provincial Total ..	46	67	90	61	94	39	63	49	58	60	55	54	736
KIRURU—													
Nairobi	157	139	164	139	150	139	167	120	123	133	154	122	1,707
Kyamba	113	104	84	82	112	113	114	69	109	116	119	100	1,285
Fort Hall	86	108	98	98	98	89	85	75	72	87	90	100	1,000
Nyeri	109	127	105	120	129	70	96	81	109	99	97	99	1,284
Embu	12	10	13	15	17	8	13	18	11	13	21	9	160
Meru	21	34	27	30	28	17	26	18	12	15	20	14	262
Provincial Total ..	498	510	501	454	534	445	501	401	436	463	501	444	5,718
MASA—													
Narok, Ngong and Kajinido ..	7	12	5	9	4	7	9	10	8	12	7	8	98
MATUYA—													
Nairobi	26	22	28	29	36	37	26	24	30	14	23	32	327
Nairobi	1	1	5	5	9	6	8	2	3	7	2	3	52
Laikipia
Provincial Total ..	27	23	33	34	45	43	34	26	33	21	25	35	372

TABLE 6—(Contd.)
RENEWALS (TEMPORARY REGISTRATION PERMITS) JANUARY, 1933 TO DECEMBER, 1933

PROVINCE AND STATION	Jan.	Feb.	March	April	May	June	July	August	Sept.	Oct.	Nov.	Dec.	Total
RIFT VALLEY—													
Nakuru	65	45	97	63	95	92	68	69	56	67	76	78	871
Ravine	11	3	10	10	14	16	7	5	7	10	15	14	122
Baringo	2	1	1	1	1	4	3	3	2	5	5	3	30
Provincial Total ..	78	49	108	74	110	112	78	77	65	82	96	95	1,023
NZOIA—													
Nandi	20	29	27	42	31	38	29	39	28	26	38	28	375
Usain Gishu ..	26	34	33	31	43	39	43	25	18	28	23	12	376
Manakwet
Elgeyo	6	1	2	6	2	2	3	4	6	1	3	4	32
Trans-Nzira	47	55	51	52	56	46	45	24	58	34	34	37	539
Provincial Total ..	100	119	113	132	130	127	122	111	111	89	99	82	1,316
NYANZA—													
Central Kavirondo ..	194	197	253	219	291	246	246	285	187	197	252	192	2,728
North Kavirondo ..	146	177	200	154	202	184	155	146	109	149	172	114	1,928
South Kavirondo ..	22	28	95	72	81	87	75	56	68	56	54	50	861
Kericho	42	40	53	37	49	59	66	59	67	68	70	77	667
Provincial Total ..	454	509	601	482	623	575	542	516	431	470	548	433	6,184
TURKANA—													
West Suk	2	3	1	1	2	1	8	5	4	4	33
TOTAL ..	1,309	1,369	1,532	1,336	1,619	1,429	1,412	1,236	1,214	1,281	1,402	1,187	16,326

TABLE 7
SCHEDULE SHOWING NUMBER OF MONTHLY LABOUR RETURNS RECEIVED FROM DIFFERENT CLASSES OF EMPLOYERS, AND NIL RETURNS

1933	EUROPEANS				COANS AND SEYCHELLOIS				ASIATICS AND SOMALIS				TOTALS		% of Nil Returns	
	Move-ments	Nil	Total	Move-ments	Nil	Total	Move-ments	Nil	Total	Move-ments	Nil	Total	Move-ments	Total		
January	2,967	1,730	4,717	277	230	507	1,593	526	2,219	4,657	2,586	7,443	4,657	2,586	7,443	34.74
February	3,085	1,586	4,641	272	260	532	1,424	843	2,214	4,751	2,636	7,387	4,751	2,636	7,387	35.68
March	3,226	1,579	4,805	245	265	529	1,544	882	2,481	4,605	2,688	7,271	4,605	2,688	7,271	34.79
April	3,172	1,772	4,944	275	265	530	1,519	882	2,481	4,605	2,688	7,271	4,605	2,688	7,271	36.94
May	3,213	1,827	5,040	290	237	527	1,512	908	2,420	4,843	2,938	7,987	4,843	2,938	7,987	37.21
June	3,075	1,786	4,861	264	242	506	1,504	911	2,415	4,684	2,938	7,987	4,684	2,938	7,987	37.71
July	3,045	1,589	4,634	259	242	501	1,489	815	2,274	4,363	2,646	7,232	4,363	2,646	7,232	40.32
August	2,913	1,722	4,635	201	217	418	1,202	977	2,179	4,316	2,916	7,232	4,316	2,916	7,232	41.96
September	2,744	1,933	4,647	246	247	493	1,321	967	2,288	4,311	3,117	7,428	4,311	3,117	7,428	41.43
October	2,729	1,819	4,548	255	255	510	1,293	977	2,270	4,277	3,029	7,337	4,277	3,029	7,337	41.28
November	2,823	1,767	4,590	229	293	522	1,286	969	2,228	4,308	3,029	7,337	4,308	3,029	7,337	41.28
December	2,860	1,797	4,657	228	267	495	1,318	891	2,209	4,396	2,955	7,341	4,396	2,955	7,341	40.28
TOTAL	35,822	20,877	56,699	3,061	3,009	6,070	16,945	10,556	27,501	55,628	34,442	90,270	55,628	34,442	90,270	38.15
AVERAGE	2,985	1,740	4,725	265	251	506	1,412	879	2,391	4,652	2,870	7,522	4,652	2,870	7,522	37.65

215

TABLE 8
EXTENDED ANALYSIS OF MONTHLY SUBMISSION OF RETURNS BY DIFFERENT CLASSES OF EMPLOYERS

CLASS OF EMPLOYERS	No. of Index Cards	Average Monthly Submission	Percentages		Showing Move-ments	" Nil " Returns	Total	Percentage of " Nil " Returns	
			1933	1932				1933	1932
			%	%					
Europeans	6,752	4,725	69.98	66.26	35,822	20,877	56,699	36.82	35.16
Goons and Seychellois	607	506	62.70	41.43	3,061	3,009	6,070	49.57	43.57
Asians, Arabs and Africans..	5,492	2,391	43.54	34.58	16,945	10,556	27,501	38.38	33.61
Total Public ..	13,051	7,522	57.64	50.10	55,828	34,442	90,270	63.15	35.26
Total Govern-ment Depts. . .	324								
Total Muni-ci-pality	20	493	96.66	94.10	5,910		5,910		
Total Railway Administration	166								
GRAND TOTAL	13,561	8,015	59.10	51.52	61,738	34,442	96,180	35.81	33.19

TABLE 9
MONTHLY LABOUR RETURNS RECEIVED DURING THE YEAR 1933

DISTRICTS	Jan.	Feb.	March	April	May	June	July	August	Sept.	Oct.	Nov.	Dec.	Total	Average
Nairobi	3,063	2,985	2,988	3,216	3,132	2,909	2,889	2,849	2,936	2,849	2,844	2,834	35,504	2,989
Mombasa	762	736	724	700	710	729	719	719	739	712	715	717	8,776	731
Nairobi	163	184	152	200	192	200	174	181	156	173	173	281	2,193	183
Nakuru	263	223	204	379	402	379	381	376	379	380	374	502	6,476	540
Eldoret	563	561	511	528	541	540	491	461	492	521	502	427	6,241	520
Rumuruti	81	80	83	69	85	70	84	70	81	492	376	376	4,522	376
Kisumu	414	400	375	384	366	366	347	370	367	370	356	426	5,229	435
Kakamega	395	413	420	468	477	463	440	436	439	433	414	201	3,199	267
Kisumu	314	295	305	336	304	275	274	222	238	220	215	49	3,199	267
Kericho	30	29	48	51	58	58	55	56	58	56	51	49	601	50
Kisumu	132	121	121	140	140	125	133	122	118	105	117	115	1,494	124
Elisama Kavine	3	3	4	3	3	2	4	2	3	6	3	31	381	33
Nandi	33	25	18	26	17	28	4	4	6	6	2	2	156	16
Kabarnet	11	12	8	7	8	8	8	5	5	9	9	4	80	7
Nyong-Kajiado	44	47	34	64	43	42	40	51	28	53	47	44	534	44
Machakos	143	127	129	119	129	124	112	129	132	153	122	131	1,550	129
Kiuri	10	16	10	19	19	16	10	11	8	14	10	14	140	12
Kyambuu	471	509	483	443	443	434	250	301	411	394	405	415	5,100	425
Fort Hall	48	45	41	45	41	37	40	30	36	36	37	61	508	42
Thika	185	201	199	220	240	240	239	236	281	246	240	227	2,724	228
Nyeri	200	210	209	216	213	198	186	202	189	199	215	227	2,432	203
Embu	2	6	2	4	3	2	5	2	2	5	6	19	308	26
Meru	35	27	33	27	25	25	20	25	24	25	24	35	462	40
Voi	41	39	42	46	38	39	30	32	45	43	35	52	482	40
Kilifi	17	15	17	13	14	14	14	15	19	19	18	16	211	18
Kwale, Malindi and Lamu	40	37	33	31	32	32	22	29	23	27	33	26	365	30
Total Public	7,443	7,387	7,721	7,875	7,987	7,762	7,409	7,282	7,428	7,328	7,337	7,341	90,270	7,522
Total Government	809	460	508	491	529	504	519	491	486	400	502	491	5,910	493
GRAND TOTAL	7,952	7,867	8,229	8,366	8,516	8,286	7,928	7,773	7,914	7,728	7,839	7,832	96,180	8,015

TABLE 10
AVERAGE MONTHLY SUBMISSIONS OF LABOUR RETURNS 1922-1933, EXCLUSIVE OF GOVERNMENT DEPARTMENTS

DISTRICT	AVERAGES											
	1922	1923	1924	1925	1926	1927	1928	1929	1930	1931	1932	1933
Nairobi	1,794	1,752	1,667	1,717	1,822	1,920	1,990	2,391	2,571	2,787	3,111	2,889
Mombasa	595	534	422	519	577	526	570	762	734	734	720	731
Nairobi	149	135	137	137	146	147	176	169	188	189	185	183
Nakuru	372	394	337	424	440	445	423	489	528	532	590	540
Eldoret	172	321	396	420	453	510	510	531	509	518	510	520
Rumuruti	57	57	68	72	65	65	76	88	77	78	82	82
Kisumu	133	177	182	221	269	324	321	389	398	404	394	377
Kakamega	436	451	401	381	341	350	341	369	358	410	407	435
Kisumu	44	39	39	40	49	41	38	61	61	68	68	50
Kericho	144	70	70	80	76	83	77	103	128	131	139	124
Nyong-Kajiado	147	120	127	161	179	172	222	242	348	385	350	32
Kisumu	107	120	127	149	147	177	209	272	309	333	366	15
Elisama Kavine	73	57	21	37	32	29	24	28	27	14	13	7
Nyong and Kajiado	36	27	91	23	25	16	9	9	9	35	39	44
Machakos	162	141	166	177	154	140	151	121	108	105	105	129
Kiuri	15	36	43	33	19	21	10	15	15	16	14	12
Kyambuu	417	416	436	509	521	512	465	499	500	505	501	426
Fort Hall and Thika	167	163	196	199	174	175	177	209	218	253	248	270
Nyeri	132	125	118	140	150	166	143	198	192	195	203	205
Embu	18	13	5	8	9	5	3	3	4	5	7	3
Meru	17	10	10	24	17	17	14	14	19	31	26	26
Voi	43	35	37	42	49	51	43	37	33	39	41	40
Kiuri, Malindi, Digo, Lamu	26	32	36	30	22	19	26	32	46	54	45	48
TOTAL MONTHLY AVERAGE	5,144	5,181	5,073	5,378	5,525	5,680	5,694	6,680	6,904	7,261	7,658	7,522

TABLE 11
NUMBER OF EMPLOYERS' INDEX CARDS IN THE YEAR 1953

DISTRICT	EUROPEANS			GOANS			ABYATICS			TOTAL			GRAND TOTAL		
	Effective	On leave	In-effective	Effective	On leave	In-effective	Effective	On leave	In-effective	Effective	On leave	In-effective	Effective	On leave	In-effective
Matabele	1,811	122	459	351	4	299	4,329	148	1,031	4,777	1,031	4,777	1,031	4,777	6,008
Mombasa	1,532	109	101	156	1	102	1,716	10	1,590	1,816	10	1,816	1,590	1,816	1,590
North Kaituma (Bantu)	194	9	33	65	2	31	206	1	205	206	1	205	206	205	206
South Kaituma (Kisii)	528	9	27	57	1	1,068	616	9	42	1,097	42	1,097	42	1,097	1,139
Central Kaituma (Kisii)	435	2	2	22	1	171	113	10	171	171	10	171	171	171	171
Rumuruti	103	1	0	1	1	28	572	4	68	576	4	576	4	576	622
Kisumu	405	2	31	17	1	35	750	3	44	754	3	754	44	754	796
Kakamega	407	2	20	18	1	6	423	1	27	426	1	426	27	426	503
Meru	113	2	10	10	1	38	40	2	10	161	2	161	10	161	173
Kenya	29	2	2	2	1	3	51	1	4	51	1	51	4	51	55
Eastern Kavirato	6	2	2	2	1	21	20	1	5	21	1	21	5	21	25
Kabarnet	59	3	5	8	1	12	12	1	20	12	1	12	20	12	20
Mombasa, Ngong & Kajiedo	6	7	5	8	1	14	82	3	42	82	3	82	42	82	102
Mombasa	99	3	20	19	1	12	70	3	21	70	3	70	21	70	99
Kilifi	504	16	20	9	1	49	749	16	70	765	16	765	70	765	835
Kambu	162	2	10	6	1	5	110	3	17	113	3	113	17	113	120
Taita Hill	162	1	10	5	1	33	79	1	21	79	1	79	21	79	257
Nyeri	239	1	5	16	1	12	18	2	3	18	2	18	3	18	21
Machakos	3	1	2	4	1	1	12	1	4	12	1	12	4	12	14
Machakos	26	1	2	4	1	1	12	1	5	12	1	12	5	12	14
Voi	18	2	1	3	1	3	32	2	5	32	2	32	5	32	37
Kisumu	31	2	1	3	1	2	55	2	7	55	2	55	7	55	62
Coast	6,262	215	850	778	29	377	5,477	15	778	12,517	269	2,005	12,776	2,005	14,781
Total Public	92	—	—	—	—	—	—	—	—	92	—	—	—	—	92
Police Officers	107	—	—	—	—	—	—	—	—	107	—	—	—	—	107
Administrative Officers	—	—	—	—	—	—	—	—	—	—	—	—	—	—	—
Missions	6,337	—	—	—	—	—	—	—	—	6,337	—	—	—	—	6,337
Total Governmental	1,324	—	—	—	—	—	—	—	—	1,324	—	—	—	—	1,324
Municipality	20	—	—	—	—	—	—	—	—	20	—	—	—	—	20
Railway	166	—	—	—	—	—	—	—	—	166	—	—	—	—	166
GRAND TOTAL	7,047	215	850	778	29	377	5,477	15	778	13,261	300	2,005	13,561	2,005	15,566

TABLE 12
ANALYSIS OF REGISTERED NATIVES EMPLOYED DURING 1953

DISTRICTS	1953												Total	Average		
	January	February	March	April	May	June	July	August	September	October	November	December				
NYANZA—	23,947	23,942	23,546	23,428	24,046	24,050	23,262	23,262	23,522	23,850	24,078	23,997	23,997	23,811	23,811	23,811
North Kavirato (Bantu)	2,955	3,453	3,453	3,765	3,975	3,904	3,975	3,975	3,975	4,277	4,277	4,328	4,328	4,328	4,328	4,328
South Kavirato (Kisii)	27,386	27,811	27,977	28,142	28,395	28,459	28,445	28,789	29,004	29,492	29,492	29,523	29,523	29,523	29,523	29,523
Central Kavirato (Kisii)	5,942	6,115	6,092	6,021	5,907	5,603	5,730	5,712	5,611	5,637	5,637	5,637	5,637	5,637	5,637	5,637
Nzoua (Nyeri)	5,649	5,657	5,534	5,422	5,491	5,659	5,530	5,652	5,672	5,768	5,952	5,768	5,952	5,768	5,952	5,952
Elgeyo-Marakwet (Elgeyo-Marakwet)	1,433	1,437	1,286	1,327	1,415	1,557	1,566	1,670	1,701	1,730	1,902	2,023	2,023	1,844	1,844	1,844
TURKANA—	607	578	568	588	582	617	712	787	719	705	821	1,035	829	829	691	691
South Turkana	1,074	1,033	1,020	1,026	1,035	1,056	1,132	1,328	1,397	1,280	1,311	1,313	1,313	1,313	1,313	1,313
East Turkana	1,244	1,231	1,237	1,231	1,236	1,238	1,238	1,238	1,238	1,231	1,247	1,239	1,239	1,239	1,239	1,239
Elgeyo-Marakwet (Kisumu)	12,077	11,990	11,692	11,741	11,739	11,741	11,816	11,816	11,853	11,853	11,853	11,853	11,853	11,853	11,853	11,853
Kwana (Kibuye)	11,350	11,447	10,725	10,503	10,367	10,651	10,462	10,021	9,984	9,942	10,253	10,680	10,680	10,680	10,680	10,680
Fort Hall (Kakuyu)	3,701	3,695	3,603	3,379	3,379	3,379	3,379	3,379	3,379	3,379	3,379	3,379	3,379	3,379	3,379	3,379
Nyeri (Kakuyu)	2,625	2,371	2,163	2,133	2,557	2,742	2,676	2,484	2,473	2,473	2,473	2,473	2,473	2,473	2,473	2,473
Embu (Embu)	5,377	5,459	5,358	5,381	5,271	5,139	4,935	4,764	4,764	4,907	5,024	5,226	5,226	5,189	5,189	5,189
AKESHA—	2,351	2,355	2,358	2,227	2,222	2,197	2,210	2,167	2,167	2,219	2,271	2,469	2,469	2,469	2,469	2,469
Kisumu (Akamba)	884	1,015	1,093	1,248	1,515	1,588	1,619	1,528	1,573	1,641	1,563	1,546	1,546	1,546	1,546	1,546
Vol (Taita) Minor (Taita)	904	920	910	909	905	906	893	905	905	907	920	945	945	945	945	945
Lamu-Tana River (Pobu-Lamu-Tana River)	1,087	1,203	1,157	1,139	1,124	1,168	1,168	1,168	1,168	1,168	1,168	1,168	1,168	1,168	1,168	1,168
Kisumu (Kisumu)	1,514	1,502	1,368	1,245	1,238	1,284	1,261	1,333	1,338	1,384	1,441	1,538	1,538	1,538	1,538	1,538
N.F.F.—	106	106	104	103	103	103	103	103	103	102	105	104	104	104	104	104
Northern Frontier Province	126,183	126,636	126,378	126,912	127,245	127,883	126,658	126,015	125,739	127,159	126,909	131,012	132,272	132,272	126,894	126,894
Kenya Totals	8,072	7,835	7,675	7,533	7,503	7,503	7,503	7,503	7,503	7,503	7,503	7,503	7,503	7,503	7,503	7,503
Uganda Totals	6,384	6,381	6,381	6,381	6,381	6,381	6,381	6,381	6,381	6,381	6,381	6,381	6,381	6,381	6,381	6,381
Anganyika and Allies	140,589	140,792	139,276	138,691	141,092	141,618	140,540	139,015	139,642	141,510	140,050	144,195	144,195	144,195	144,195	144,195
GRAND TOTALS	140,589	140,792	139,276	138,691	141,092	141,618	140,540	139,015	139,642	141,510	140,050	144,195	144,195	144,195	144,195	144,195

217

TABLE 13

SCHEDULE SHOWING THE MONTHLY RATE OF ENGAGEMENTS AND OF DISCHARGES FOR THE YEARS 1929, 1930, 1931, 1932 AND MONTH BY MONTH, FOR THE PERIOD JANUARY 1933 TO DECEMBER, 1933

YEAR AND MONTH	LABOUR MOVEMENTS			Explanation and Remarks	
	Number Employed	Inward	Outward		
1929 ..	160,076	17,211	15,619	Average for the year ditto. ditto. ditto.	
1930 ..	157,359	18,112	17,615		
1931 ..	141,473	15,448	17,106		
1932 ..	132,089	17,176	15,227		
Average ..	147,749	16,987	16,392	Average for four years. Average increase p.m. = 295.	
				Increase	Decrease
1933					
January ..	140,589	19,055	17,465	1,590	..
February ..	140,729	15,971	14,919	1,062	..
March ..	139,276	16,297	16,972	..	675
April ..	138,691	15,431	15,179
May ..	141,092	18,794	15,542	3,252	..
June ..	141,618	17,486	16,106	1,380	..
July ..	140,540	15,331	15,561	..	230
August ..	139,015	16,730	17,416	..	686
September ..	139,642	16,687	15,217	1,470	..
October ..	141,510	16,296	13,574	2,722	..
November ..	144,060	18,446	15,027	3,419	..
December ..	146,195	18,458	15,501	2,957	..
TOTAL ..	1,693,020	204,982	188,479	18,094	1,591
AVERAGE	141,085	17,082	15,707

TABLE 14
COMPARATIVE TABLE OF REGISTERED NATIVES REPORTED IN EMPLOYMENT DURING THE YEARS, 1928-1933

MONTHS	1928	1929	1930	1931	1932	1933	Differential Monthly Average for Six Years, 1928-33	Differences between Averages of 1933 and Corresponding Monthly Averages of Six Years	
								Over Corresponding Average	Under Corresponding Average
January ..	145,147	156,517	151,463	157,227	126,767	140,589	147,956	7,367	5,548
February ..	142,532	154,799	154,051	154,051	126,795	140,729	146,340	6,261	8,948
March ..	143,822	159,263	157,819	149,767	130,523	139,276	146,527	6,309	7,498
April ..	143,826	153,989	159,749	149,767	132,981	141,092	147,659	6,498	6,464
May ..	159,267	167,661	161,607	147,912	132,664	151,049	151,049	7,898	6,498
June ..	158,811	164,326	160,456	144,629	140,641	140,540	148,523	6,498	6,464
July ..	155,509	160,902	156,577	140,641	130,275	140,540	148,523	3,440	3,440
August ..	155,204	158,835	152,869	135,239	129,548	139,015	145,513	4,533	4,533
September ..	155,480	158,835	149,677	131,396	131,083	139,642	144,306	2,715	2,715
October ..	157,243	158,574	148,200	130,225	135,681	141,510	144,950	75,692	6,308
November ..	157,243	160,521	161,192	128,162	140,382	140,382	148,593	75,692	6,308
December ..	158,316	161,928	160,379	126,796	139,847	147,198	148,910	75,692	6,308
TOTAL ..	1,827,288	1,920,910	1,888,306	1,697,678	1,585,071	1,693,020	1,768,712	75,692	6,308
Monthly Average ..	152,274	160,076	157,359	141,473	132,089	141,085	147,393	75,692	6,308

TABLE 15
ANALYSIS OF REGISTERED NATIVES EMPLOYED DURING 1933

PROVINCES AND TRIBAL DISTRICTS AND MAIN TRIBES	Percentage of Tribal Population to Kenya Total	Estimated total number of males of all ages (No. 27/23/2)	Estimated number of males between ages of 15-40-20-10% of total population	Estimated number of males capable of doing a full day's work (No. 15/40)	Monthly average in employment during 1933	Average monthly discharges	Average monthly deaths	Average monthly increases and decreases in total employed		Percentage reported in employment monthly	
								Incr.	Decr.	Total population 15-40	Males between ages of 15-40
NYANZA—											
N. Kavirondo (Bantu)	13.02	390,974	183,767	78,590	23,801	3,510	53	2	149	6.99	12.65
S. Kavirondo (Kalenjin)	18.22	545,269	275,087	117,643	44,115	26,554	72	5	360	2.72	4.95
Kenya (Lumbwa)	2.77	53,112	39,157	13,396	5,840	403	16	1	7.01	14.91	34.88
NZOKA—											
Nandi (Nandi)	1.56	46,919	22,682	9,431	7,544	5,596	14	2	64	11.93	26.38
TURKANA—											
(Elgeyo-Marakwet)	1.23	36,994	17,387	7,436	5,949	4,379	6	..	55	4.27	9.08
RIPT VALLEY—											
Wes. Suk (Turkana Subd.)	2.73	82,109	36,871	16,504	13,203	9	96	2	40	0.84	1.79
MASAI—											
(Kumasi)	1.71	51,431	24,170	10,338	8,270	1,169	92	2	25	2.25	4.79
KISUMU (Masai)	1.69	50,829	23,962	10,217	8,174	1,234	35	26	9	2.42	5.15
K. Masai (Kikuyu)	3.94	118,501	58,698	23,819	19,055	11,840	742	25	103	9.95	21.55
Fort Hall (Kikuyu)	5.74	253,692	130,335	48,272	37,378	13,476	1,233	24	4	5.43	11.55
M. Masai (Kikuyu)	5.79	174,142	91,847	35,003	28,032	9,648	645	8	101	5.77	12.27
M. Masai (Nandi)	3.23	97,147	45,659	19,526	15,621	5,447	325	13	8	2.28	4.85
Embu (Embu)	2.85	5.42

TABLE 18—Contd.)
ANALYSIS OF REGISTERED NATIVES EMPLOYED DURING 1933

PROVINCES AND TRIBAL DISTRICTS AND MAIN TRIBES	Percentage of Tribal Population to Kenya Total	Estimated total number of males of all ages (No. 27/23/2)	Estimated number of males between ages of 15-40-20-10% of total population	Estimated number of males capable of doing a full day's work (No. 15/40)	Monthly average in employment during 1933	Average monthly discharges	Average monthly deaths	Average monthly increases and decreases in total employed		Percentage reported in employment monthly	
								Incr.	Decr.	Total population 15-40	Males between ages of 15-40
UKAMA—											
Machakos (Akamba)	7.93	235,556	112,696	47,645	51,555	547	15	1	15	2.16	4.69
Machakos (Akamba) Coast	4.88	143,071	68,366	25,240	22,846	218	24	1	5	1.58	3.30
VOI (Teita)	1.57	47,220	22,193	9,451	7,593	246	177	3	45	3.06	6.38
Mombasa (Minor)	0.81	24,362	11,450	4,996	3,917	911	1	6	1	1.41	3.42
Lamu-Lana River (Pokomo-Bajuni)	1.14	34,267	16,115	5,819	4,947	124	10	1	24	2.10	4.47
Kisumu (Digo District)	1.85	55,641	26,151	11,184	9,747	1,159	12	..	2	1.38	2.94
Mombasa (Mijikanda)	3.30	97,252	46,648	17,965	15,960	1,371	150	14	..	0.16	0.34
Kilifi-Malindi (Girama)	2.21	66,469	31,240	13,350	10,488	104	1	4.25	9.04
N. Northern F. Province	99.25	2,994,486	1,402,708	579,883	479,935	126,894	15,672	403	32	11.23	21.14
TOTALS Kenya Natives											
Uganda, Tanganyika & Alien Natives resident in Kenya	77	23,159	7,285	2,827	7,285	827	12	2	41	6.13	..
Total Kenya African Population	100.00	3,007,645	1,410,683	582,710	441,065	17,082	452	397	11,374	4.69	..

*No. Monthly increase = 1,233 on Kenya natives' total. †Net Monthly Increase = 1,347 on Grand Total.

APPENDIX A
RETURN OF WORK PERFORMED BY THE CENTRAL FINGER PRINT BUREAU FOR THE YEAR 1933
SUMMARY

PROVINCE AND DISTRICT	FINGER PRINTS RECEIVED			IDENTIFICATIONS ESTABLISHED BY FINGER PRINTS			REGISTRATION OF DOMESTIC SERVANTS					
	Permanent Registrations	Temporary Registrations	Total	Re-registrations and Renewals	Dead Natives	Other Identifications	Total	Certificates of Identity Issued	Criminal Record	No previous criminal record	Re-registration	Total application
COAST—												
Digo ..	306	84	390	224	3	492	719	4				
Mombasa ..	136	884	1,020	660	41	2,488	3,189	512				
Kilifi ..	346	11	357	123	4	308	435	6				
Malindi ..	94	7	101	69	2	194	265	2				
Provincial Total ..	882	986	1,868	1,076	50	3,482	4,603	524				
<i>Brought forward</i>	46,358	45,397	91,755	19,946	519	41,118	61,563	—				
UKAMBA—												
Machakos ..	1,271	93	1,364	522	8	1,434	1,964	26				
Kitui ..	969	18	987	175	8	796	979	9				
Teta ..	183	50	233	108	4	296	408	15				
Provincial Total ..	2,423	161	2,584	805	20	2,526	3,351	50				
<i>Brought forward</i>	104,246	8,978	113,224	14,509	282	24,018	39,079	—				
KIKUYU—												
Nairobi ..	1,960	1,960	3,920	1,829	51	6,458	8,338	1,314				
Kyambur ..	435	1,635	2,070	1,404	21	3,610	5,035	359				
Fort Hall ..	1,196	58	1,254	1,112	14	3,110	4,226	69				
Nyeri ..	1,916	78	1,994	1,371	14	3,298	4,650	118				
Embu ..	374	16	390	188	5	413	606	6				
Meru ..	886	16	902	300	8	740	1,048	9				
Provincial Total ..	5,572	2,547	8,119	6,204	113	17,626	23,943	1,875				
<i>Brought forward</i>	206,194	116,910	323,104	93,137	1,585	167,379	262,101	—	1,103	14,664	69	15,767

RETURN OF WORK PERFORMED BY THE CENTRAL FINGER PRINT BUREAU FOR THE YEAR 1933
SUMMARY—(Contd.)

PROVINCE AND DISTRICT	FINGER PRINTS RECEIVED			IDENTIFICATIONS ESTABLISHED BY FINGER PRINTS			REGISTRATION OF DOMESTIC SERVANTS					
	Permanent Registrations	Temporary Registrations	Total	Re-registrations and Renewals	Dead Natives	Other Identifications	Total	Certificates of Identity Issued	Criminal Record	No previous criminal record	Re-registration	Total application
MASAI—												
Ngong, Kajiado, ..	131	44	175	137	3	714	854	23				
Narok, Londorok ..	131	44	175	137	3	714	854	23				
Provincial Total ..	7,140	2,927	10,076	2,005	27	4,523	6,557	—				
<i>Brought forward</i>
NAIVASHA—												
Naivasha ..	583	364	947	364	2	943	1,309	84				
Laikipia ..	157	61	218	147	..	147	208	36				
Provincial Total ..	740	425	1,165	511	2	1,090	1,517	120				
<i>Brought forward</i>
RIFT VALLEY—												
Nakuru ..	1,069	2	1,071	940	9	2,476	3,425	202				
Ravine ..	178	2	180	124	3	396	523	24				
Baringo ..	180	1,091	1,271	1,097	12	2,957	4,066	231				
Provincial Total ..	14,380	41,145	55,525	16,507	78	25,033	41,615	—				
<i>Brought forward</i>
NZOMA—												
Nandi ..	1,621	18	1,639	847	1	1,105	1,983	12				
Uasin Gishu ..	169	2	171	62	..	356	418	..				
Elgeyo ..	72	..	72	16	..	173	189	..				
Marakwet ..	1,423	1,423	2,846	590	3	1,370	1,963	150				
Trans-Nzoia ..	1,862	1,862	3,724	1,875	6	4,072	5,983	282				
Provincial Total ..	30,969	56,192	87,161	22,598	38	31,700	54,336	..				
<i>Brought forward</i>

RETURN OF WORK PERFORMED BY THE CENTRAL FINGER PRINT BUREAU FOR THE YEAR 1933
SUMMARY—(Contd.)

NAD

182

PROVINCE AND DISTRICT	FINGER PRINTS RECEIVED			IDENTIFICATIONS ESTABLISHED BY FINGER PRINTS					REGISTRATION OF DOMESTIC SERVANTS			
	Permanent Registrations	Temporary Registrations	Total	Re-registrations Renewals	Dead Natives	Other Identifications	Total	Certificate Identity Issued	Criminal Record	No previous criminal Record	Re-registration	Total application
NYASAZA—												
Central Kavirondo	4,110	841	4,951	3,283	18	7,392	10,693	314				
North Kavirondo	3,170	74	3,244	2,597	8	5,042	7,647	82				
South Kavirondo	2,365	102	2,467	973	8	3,748	4,729	41				
Kericho	837	40	877	935		1,925	2,860	86				
Provincial Total	10,482	1,057	11,539	7,768	34	18,107	26,929	523				
<i>Brought forward</i>	292,573	56,461	349,034	86,834	858	130,755	218,447	—				
TURKANA—												
West Suk	476	26	502	42	..	89	131	—				
<i>Brought forward</i>	4,764	564	5,328	633	2	766	1,421	—				
1933 Total	22,008	8,206	30,214	19,449	240	50,663	70,382	3,628	240	2,095	13	2,335
Brought forward from inception 1919	706,624	343,559	1,050,183	261,801	3,275	433,758	698,934	39,674	1,103	14,564	69	15,767
GRAND TOTAL	728,532	351,765	1,080,297	281,250	3,615	484,421	769,286	42,302	1,343	16,759	82	18,102

188

NAD

224

**NATIVE REGISTRATION DEPARTMENT
REGISTRATION OF DOMESTIC SERVANTS SECTION
ANNUAL REPORT 1933**

The Registration of Domestic Servants Ordinance was in operation throughout the Nairobi Municipal Area and Kabete Ward, during the whole of 1933.

The Expenditure Advisory Committee in their Report to the Government recommended that the Registration of Domestic Servants Section should be abolished, on the grounds that the Section was not self-supporting.

The Select Finance Committee on Estimates, however, were of the opinion that the service could be made self-supporting by extension of the Ordinance to other centres during 1934 and their suggestion was approved by the Government.

The number of registrations effected during 1933 amounted to 2,346, bringing the total registrations up to December, 1933, to 18,178.

The number of pocket registers in circulation at 31-12-33 amounted to 16,823, made up as follows:—

Total number of Registrations to date	18,178
Less finger prints undergoing search	52
Total number of pocket registers allocated	18,126
Less cancellations "Not suitable for Domestic Employment"	530
Total number considered suitable for domestic service	17,596
Less deaths and other cancellations	144
Total number of effective registrations	17,452
Less pocket registers still unclaimed	288
Total number of pocket registers issued	17,164
Less temporary withdrawals "non-domestic"	341
Total number of pocket registers in circulation	16,823

Unfortunately, owing to the economic situation, many registered servants were unable to obtain work as domestics and returned to their reserves or obtained work as ordinary farm labourers.

Many employers cut down their domestic staff by 50 per cent; this of course entailed a considerable loss in revenue from the point of view of the registration of engagement fees, and also from initial registrations.

The total revenue for the year amounted to £775 as compared to £1,022 in 1932, showing a decrease of £247.

This is accounted for as stated above, by the decrease in registration of engagement fees and in the number of initial registrations.

The following comparative table is appended for information:—

	1932	1933	Increase	Decrease
	Shs.	Shs.	Shs.	Shs.
Initial issues @ 2/-	7,306	4,684	—	2,622
Registration fees @ 1/-	12,083	9,700	—	2,383
Duplicates @ 5/-	1,005	1,050	45	—
Duplicates @ 2/-	44	60	16	—
Total	20,438	15,494	61	5,005

The total expenditure for 1933 amounted to £1,410, whilst the revenue was £775, which resulted in a loss of £635. The corresponding figures for 1932 are as follows:—

£1,451—£1,022—£429.

During the year a number of prosecutions were taken up for infringements of the Registration of Domestic Servants Ordinances by employers.

The following table shows the result thereof:—

Prosecutions	Convictions	Acquittals	Withdrawals
86	33	—	3

Sixteen cases were taken against servants which resulted in thirteen convictions.

As stated in last year's report the most common form of offence is the alteration of employers' testimonials or the rate of wages by servants.

Most servants now realize that these alterations are, as a rule, easily detected.

A Kavirondo for a time enjoyed a profitable business by entering names of employers and testimonials in the first page of pocket registers of newly registered servants, who hoped thereby to obtain employment more easily and at a higher rate of wages than they would normally obtain.

This native filled in the correct names and addresses of actual employers, but the English used in the testimonials was so absurd that he was speedily detected through the agency of a native who had paid Sh. 10 for the false entry, and was aggrieved when he found the testimonial worthless, and promptly laid information against his accomplice.

The Kavirondo was tried and convicted and sentenced to a fine of Sh. 100 or eight weeks' hard labour.

The staff for the Section consisted of:—

- 1 European officer.
- 3 Asian clerks.
- 3 African clerks.
- 1 Office orderly.

This was reduced for reasons of economy to:—

- 1 European officer (part time).
- 2 Asian clerks.
- 3 African clerks.

During the year Mr. G. H. Booth was gazetted as a Deputy Registrar of Domestic Servants, *vice* Mr. A. E. T. Imbert, who proceeded on leave to England.

TESTIMONIALS BY EMPLOYERS.

On the whole the majority of employers are extremely fair towards their servants as regards the testimonials given and very few cases occur in which the Registrar has to challenge the character or testimonial given.

G. H. BOOTH,

Deputy Registrar of Domestic Servants.

