

The NATIONAL MUSEUMS of KENYA

January 2018 Waterbird Count Results in the Rift Valley, Nairobi, Central, Coast, Amboseli and Yala Swamp

Oliver Nasirwa, Paul Mungai, Fleur Ng'weno, Lennox Kirao, Edwin Gichohi, Dominic Chesire, Timothy Ikime and Fred Barasa

CENTRE FOR BIODIVERSITY RESEARCH REPORTS: ORNITHOLOGY

NO. 83, MARCH 2018

Supported by:



January 2018 Waterbird Count Results in the Rift Valley, Nairobi, Central, Coast, Amboseli and Yala Swamp

Oliver Nasirwa¹, Paul Mungai², Fleur Ng'weno³, Lennox Kirao⁴, Edwin Gichohi¹, Dominic Chesire¹, Timothy Ikime and Fred Barasa³

¹National Museums of Kenya, PO Box 40658-00100, Nairobi, Kenya, onasirwa@museums.or.ke; ²Kenya Wildlife Service, PO Box 20241-00100, Nairobi, Kenya, emu@kws.go.ke; ³Nature Kenya (EANHS), PO Box 44486-00100, Nairobi, Kenya, office@naturekenya.org; ⁴A Rocha Kenya, PO Box 383-80202, Watamu, Kenya, lennox.kirao@arocha.org.

Summary

Waterbird counts were carried out in 48 sites across Kenya during the months of January and February 2018. A total of 294,950 individuals of 126 waterbird species were recorded. Lake Bogoria had the highest number with 165,852 individuals of 34 waterbird species followed by Lake Nakuru with 23,144 individuals of 73 species and Tana River Delta with 16,143 individuals of 69 species. The highest number of waterbird species was recorded at Lake Nakuru with 73 species, followed by Lake Ol'Boლოსat with 72 species and Lake Naivasha with 71 species. The most abundant species was Lesser Flamingo *Phoeniconaias minor* with 163,164 individuals followed by Greater Flamingo *Phoenicopterus ruber* with 14,155 and Little Stint *Calidris minuta* with 11,401.

Overview

This is the twenty-ninth year (1990 to 2018) of coordinated waterbird counts running under the waterbird monitoring program in Kenya. These counts are coordinated by the National Museums of Kenya in collaboration with the Kenya Wildlife Service and Nature Kenya (EANHS). Like last year, water levels remained high in many sites especially in the Rift Valley lakes. The counts covered seventeen wetland sites in Nairobi and adjacent areas, seven sites in Central Kenya, nine sites in the Rift Valley (including the five major lakes: Nakuru, Naivasha, Elmenteita, Bogoria and Magadi); ten wetland areas along the Kenya coast, three sites in Yala Swamp, and three sites in the Amboseli area. A total of 350 volunteers participated in these January and February counts this year. It is encouraging to note that new volunteers increased by over 50% compared to last year. The greater number of the volunteers represented the youth. Some of the older experienced volunteers, who had missed the counts for a number of years, also got a chance to come back. The training element was well articulated in the program allowing the new volunteers to blend with the experienced and expert counters. Also encouraging is that this year

we managed to count Lake Ol'Boლოსat, which was missed last year. This year some data was received from the Amboseli area and five dams in the Kinangop area as well, again these areas were missed last year. This report summarises the results of the waterbird counts carried out in January and February 2018.

The waterbird counts covered a total of 48 sites across the country recording a total of 296,950 individual waterbirds of 126 species. The Rift Valley sites recorded the highest number with 225,659 individual waterbirds, followed by sites along the Kenya coast with 34,027 and Central Kenya with 16,121 individual waterbirds (Table 1). The most abundant species across all the sites was Lesser Flamingo *Phoeniconaias minor* with 163,164 individuals followed by Greater Flamingo *Phoenicopterus ruber* with 14,155 and Little Stint *Calidris minuta* with 11,401. Lake Bogoria had the highest number of Lesser Flamingo with 96.9% (158,057). Lake Nakuru had the highest number of Greater Flamingo with 36.4% (5,150) and Little Stint with 27.5% (3,137). More details of the counts are summarized in the text below and in Tables 2 to Table 8.

Table 1. Summarised results of the January 2018 Waterbird Counts in Kenya.

Site	Date	No. Birds	No. Species
1. Nairobi and adjacent area			
Dandora Sewerage Treatment Works	24-Jan-18	9,955	46
Gigiri Wetland	10-Jan-18	2	2
Hillcrest School Dam	17-Jan-18	62	17
Kenyatta University Sewerage Works	31-Jan-18	530	34
Limuru Sewerage Works	3-Jan-18	49	9
Manguo Floodplain	3-Jan-18	211	26
Nairobi National Park	17-Jan-18	415	42
Northlands (include Sukari Dam)	31-Jan-18	726	39
Paradise Lost	10-Jan-18	76	14
Thika Sewerage Works	21-Jan-18	2,375	45
TOTAL Nairobi		14,401	73
2. Central Kenya			
Kinangop Dams	9-11-Jan-2018	1,468	36
Lake Ol'Bolossat	21-Jan-18	14,423	72
Nyahururu Sewerage Works	21-Jan-18	230	16
TOTAL Central		16,121	72
3. Rift Valley			
Lake Bogoria	6-Jan-18	165,852	34
Lake Elmenteita	13-Jan-18	12,580	52
Lake Magadi	28-Jan-18	9,347	36
Lake Naivasha	14-Jan-18	11,551	71
Lake Nakuru	7-Jan-18	23,144	73
Lake Oloidien	14-Jan-18	2,262	43
Lake Sonachi	14-Jan-18	93	14
Nakuru Sewerage Works	7-Jan-18	292	25
Njoro Sewerage Works	7-Jan-18	538	28
TOTAL Rift Valley		225,659	89
4. Kenya Coast			
Kensalt Saltworks	24-Jan-18	4261	31
Krystalline Saltworks Ltd	27-Jan-18	2104	24
Lake Jilore	20-Jan-18	575	28
Lake Mikimba	27-Jan-18	1,201	34
Malindi Harbour	20-Jan-18	609	24
Mida Creek	25-Jan-18	5,278	23
Sabaki River Mouth	24-Jan-18	3,856	42
Tana River Delta	6-7-Jan-2018	16,143	69
TOTAL Kenya Coast		34,027	92
5. Amboseli National Park	1-4-Jan-2018	3,247	56
6. Yala Swamp	12-15-Jan-2018	1,495	46
TOTAL Overall		294,950	126

In Nairobi and adjacent areas, the sites covered by the counts include ponds and dams in Nairobi National Park, Dandora Sewerage Treatment Works, Gigiri Wetland, Hillcrest School Dam, Kenyatta University Sewerage Works, Limuru Sewerage Works, Manguo Floodplain, Northlands including Sukari Dam, Paradise Lost and Thika Sewerage Works. A combined total of 14,401 individual waterbirds of 73 species were recorded. Dandora Sewerage Works had the highest number of waterbirds with 9,955 individuals of 46 waterbird species, followed by Thika Sewerage Works with 2,375 individuals of 45 species and Kenyatta University Sewerage Works with 530 individuals of 34 species. The most abundant waterbird species in Nairobi and adjacent areas was Black-winged Stilt *Himantopus himantopus* with 1,654, followed by Red-knobbed Coot *Fulica cristata* with 1,618 individuals and Little Stint with 1,596. Dandora Sewerage Treatment Works had the highest number of all these dominant species with 96.4% (1,560) of Red-knobbed Coot, 63.1% (1,044) of Black-winged Stilt and 50% (809) of Little Stint.

In Central Kenya, the counts covered Lake Ol' Bolossat, Nyahururu Sewerage Works and five dams in Kinangop. A total of 16,121 individuals of 72 waterbird species were recorded. Lake Ol' Bolossat had 14,423 individuals of 72 species followed by Kinangop Dams with 1,468 individuals of 36 species and Nyahururu Sewerage with 230 individuals of 16 species. The most abundant species was Red-knobbed Coot with 6,232 individuals followed by Glossy Ibis *Plegadis falcinellus* with 1,317 individuals and Cattle Egret *Bubulcus ibis* with 1,119 individuals. All these species were recorded in highest numbers at Lake Ol' Bolossat with Red-knobbed Coot at 92.9% (5,788), Glossy Ibis 98.9% (1,303) and Cattle Egret 92.2% (1,032).

In the Rift Valley, the waterbird counts covered Lakes Bogoria, Elmenteita, Magadi, Naivasha, Nakuru, Oloidien, Sonachi (Crater Lake), Nakuru Sewerage Works and Njoro Sewerage Works. A total of 225,659 individual waterbirds of 89 species were recorded. Lake Bogoria had the highest number of waterbirds with 165,852 individuals of 34 species, followed by Lake Nakuru with 23,144 individuals of 73 species and Lake Naivasha with 11,551 individuals of 71 species. The most abundant species in the Rift Valley sites combined was Lesser Flamingo with 162,101 individuals followed by Greater Flamingo with 10,971 and Little Stint with 7,162.

At the Kenya coast, the counts covered Kensalt Saltworks, Krystalline Saltworks, Lake Jilore, Lake Mikimba, Malindi Harbour, Mida Creek, Sabaki River Mouth and Tana River Delta. The Tana River Delta had the highest number of waterbirds with 16,143 individuals of 69 species, followed by Mida Creek with 5,278 individuals of 23 species and Kensalt Saltworks with 4,261 individuals of 31 species. The most abundant species across the coastal sites was Spur-winged Plover *Vanellus spinosus* with 4,372 individuals, followed by Greater Flamingo with 2,934 individuals and Little Stint with 2,558 individuals. The Tana River Delta had the highest numbers of Spur-winged Plover with 99.9% (4,366). Krystalline Saltworks had the highest numbers of Greater Flamingos with 54.6% (1,602) and Kensalt Saltworks had the highest numbers of Little Stint with 40.0% (1,022).

The sites covered in Yala Swamp, situated in the Lake Victoria Region, include Kombo Dyke, Lake Bob and sections of the Bunyala Irrigation Scheme. A combined total of

1,495 individual of 46 waterbird species were counted. The most abundant species was African Open-billed Stork *Anastomus lamelligerus* with 317 individuals followed by Common Sandpiper with 113 individuals and Little Egret with 78 individuals. All these species were found in highest numbers at the Bunyala Irrigation Scheme where African Open-billed Stork were 79.8% (253) individuals followed by Common Sandpiper *Actitis hypoleucos* with 93.8% (106) individuals and Little Egret *Egretta garzetta* 94.9% (74).

In Amboseli National Park and adjacent areas the counts covered Lake Ol'Tukai and wetlands along the stretches from Meshanani Gate to Kimana Gate, Kimana Gate to Lake Ol'Tukai, and from Lake Ol'Tukai towards Namanga (outside Amboseli National Park). A total of 3,247 individuals of 56 waterbird species were recorded in all these sections combined. The most abundant species was Lesser Flamingo with 900 individuals, followed by Red-knobbed Coot with 450 and Long-toed Plover *Vanellus crassirostris* with 300 individuals.

Results

1. Nairobi and adjacent areas

Kenyatta University Sewerage Works and Northlands (including Sukari Dam)

These two sites were counted by 25 volunteers on 31st January 2018 from 9:40h to 11:00h. A total of 726 individuals of 39 waterbird species were counted at Northlands; and 530 individuals of 34 waterbird species at Kenyatta University Sewerage Works. The most abundant species was Black-winged Stilt with 282 individuals at Northlands and 108 at Kenyatta University Sewerage Works, followed by Little Grebe *Tachybaptus rufocolis* with 98 at Kenyatta University Sewerage Works and Hottentot Teal *Anas hottentota* with 61 individuals at Northlands.

Dandora Sewerage Works

Waterbirds at this sewerage works were counted on 24th January 2018 from 10:10h to 13:30h by 44 volunteers in five teams. The weather was calm, sunny with clear skies of about 10% cloud cover. A total of 9,955 individuals of 46 waterbird species were recorded. White-winged Tern *Chlidonias leucopterus* with 1,985 individuals was the most abundant, followed by Red-knobbed Coot with 1,560 individuals and Black-winged Stilt with 1044 individuals.

Hillcrest High School Dam

Waterbirds at this dam were counted on 17th January 2018 from 10:09h to 12:00h by a team of seven volunteers on foot. The weather was calm, sunny with clear skies. A total of 62 individuals of 17 species were recorded. The most abundant species was Long-tailed Cormorant 14 individuals, followed by Little Grebe and Common Moorhen *Gallinula chloropus* with eight individuals each.

Limuru Sewerage Works

Waterbirds at this sewerage works were counted on 3rd January 2018 from 11:13h to 11:47h by a team of three volunteers on foot. A total of 49 individuals of nine waterbird species were recorded. The most abundant species was Sacred Ibis with 18 individuals and Glossy Ibis with nine individuals and Wood Sandpiper *Tringa glareola* with six individuals.

Manguo Floodplain

Waterbirds at this site were counted on 3rd January 2018 from 09:41 to 10:41h by 18 volunteers in two teams. The weather was cool, slightly windy and cloudy (85%). A total of 211 individuals of 26 waterbird species were recorded. The most abundant species was Blacksmith Plover *Vanellus armatus* with 49 individuals, followed by Wood Sandpiper with 37 individuals and Black-winged Stilt with 27 individuals.

Nairobi National Park

Waterbirds in seven sites (namely: Hyena Dam, Nagolomon Dam, Marsh below Hyena Dam, Karen "C" PS Dam, Eland Hollow Dam, Ruai Dam and Hippo Pools) within Nairobi National Park were counted on 17th January 2018 from 10:00h to 12:30h by 25 volunteers in three teams. A total of 415 individuals of 42 waterbird species were recorded. The most abundant species was Marabou Stork *Leptoptilos crumeniferus* with 156 individuals, followed by Blacksmith Plover with 32 individuals and Cattle Egret with 27 individuals.

Paradise Lost and Gigiri Wetland

Waterbirds at these sites were counted on 10th January 2018 from 09:49h to 10:40h by a team of nine volunteers. The seasonal wetlands were dry. A total of 78 individuals of 15 waterbird species were recorded. The most abundant species was Marabou Stork with 15 individuals, followed by Hadada Ibis *Bostrychia hagedash* with 11 individuals and Egyptian Goose *Alopochen aegyptiacus* with 10 individuals.

Thika Sewerage Works

Waterbirds at this sewerage works were counted on 21st January 2018 from 10:45h to 13:30h by 18 volunteers in three teams. The weather was sunny with a clear sky of about 10% cloud cover. A total of 2,375 individuals of 45 waterbird species were recorded. The most abundant species was Little Stint with 761 individuals, followed by Black-winged Stilt with 176 individuals and Red-billed Teal *Anas erythrorhyncha* with 161 individuals.

2. Central Kenya

Kinangop Dams

Waterbirds in five dams in the Kinangop area were counted by seven volunteers as follows: Semini's Dam on 9th January 2018; Tony's Dam, Kimani Mbae's Dam and Major

Hill's Dam on 10th January 2018; and Michinda Dam on 11th January 2018. A combined total of 1,468 individuals of 36 waterbird species were recorded. The most abundant species was Red-knobbed Coot with 369 individuals, followed by Ruff with 268 and Northern Shoveler *Anas clypeata* with 174 individuals.

Lake Ol'Bolossat

Waterbirds at this site were counted on 21st January 2018 from 06:54h to 12:10h by 67 volunteers in 16 teams. The weather was chilly, calm with clouds at 15%, later becoming sunny and warm. A total of 14,423 individuals of 72 waterbird species were recorded. The most abundant species was Red-knobbed Coot with 5,788 individuals, followed by Glossy Ibis with 1,303 individuals and Cattle Egret with 1,032 individuals.

Nyahururu Sewerage Works

Waterbirds at this sewerage works were counted on 21st January 2018 from 14:36h to 15:25h by three volunteers. During the count, the weather was slightly windy, sunny, hot with clear skies of about 20% cloud cover. A total of 230 individuals of 16 waterbird species were recorded. The most abundant species was Red-knobbed Coot with 75 individuals, followed by Yellow-billed Duck *Anas undulata* with 57 individuals and Hottentot Teal with 30 individuals.

3. Rift Valley

Lake Bogoria

Waterbirds in this alkaline lake were counted on 6th January 2018 from 07:00h to 11:00h by a team of 45 volunteers, divided in 10 groups. The weather was cloudy 70%, warm and calm. During the counts, the lake water level was still high with the shoreline characterized by inundated dead trees. A total of 165,852 individual of 34 waterbird species were recorded. The most abundant species was the Lesser Flamingo with 158,052 individuals followed by Greater Flamingos with 3,116 individuals and Little Grebe with 1,962 individuals.

Lake Elmenteita

Waterbirds in this alkaline lake were counted on 13th January 2018 from 07:30h to 11:40h by a team of 75 volunteers divided into 10 groups. The weather was cloudy 70%, warm and calm. During the count, the water level was high, though relatively receding compared to January 2017. A total of 12,580 individuals of 52 waterbird species were recorded. The most abundant species was Greater Flamingo with 2,412 individuals, followed by Lesser Flamingo with 1,742 individuals and Little Stint with 1,731 individuals.

Lake Magadi

Waterbirds in this alkaline lake were counted on 28th January 2018 from 06:30h to 11:15h by a team of 46 volunteers divided into eight groups. The weather was calm,

warm to hot, with clear skies of about 10% cloud cover. A total of 9,347 individuals of 36 waterbird species were recorded. Little Stint with 3,131 individuals was the most abundant, followed by Pied Avocet *Recurvirostra avosetta* with 2,357 individuals and Lesser Flamingo with 1,427 individuals.

Lake Nakuru

Waterbirds in this alkaline lake were counted on 7th January 2018 from 07:10h to 11:45h by a team of 56 volunteers divided into 12 groups. During the count, the weather was calm and cloudy 85%. The water levels had slightly receded compared to January 2017, but the riparian vegetation was still inundated. A total of 23,144 individuals of 73 waterbird species were recorded. Greater Flamingo was the most abundant species with 5,150 individuals, followed by Grey-headed Gull *Larus cirrocephalus* with 2,481 individuals and Ruff *Philomachus pugnax* with 1,960 individuals.

Nakuru Sewerage Works

Waterbirds in this sewerage works were counted on 7th January 2018 from 13:14h to 14:20h by a team of nine volunteers. A total of 292 individuals of 25 waterbird species were recorded. Sacred Ibis was the most abundant with 70 individuals, followed by Wood Sandpiper with 33 individuals and White-faced Whistling Duck *Dendrocygna viduata* with 30 individuals.

Njoro Sewage Works

Waterbirds in this sewerage works were counted on 7th January 2018 from 12:09h to 13:20h by a team of four volunteers. A total of 538 individuals of 28 waterbird species were recorded. Red-knobbed Coot was the most abundant species with 236 individuals, followed by Hottentot Teal with 70 individuals and Spur-winged Plover with 56 individuals.

Lake Naivasha

Waterbirds in this freshwater lake were counted on 14th January 2018 from 07:00h to 11:00h by 70 volunteers in 10 teams. Eight teams were on boats and two teams were on foot. The teams on foot covered part of the lake's shoreline on the North-eastern part and the Marula Swamp. The morning was cool with clear sky at about 5% cloud cover, but got warmer in the later hours of the morning. The lake water level had slightly receded compared to January 2017, but was still high. Most shoreline areas especially in the south were characterised by dead inundated trees. A total of 11,551 individuals of 71 waterbird species were recorded. The most abundant species was the Great Cormorant *Phalacrocorax carbo* with 3,899 individuals, followed by Egyptian Goose with 978 individuals and Great White Pelican *Pelecanus onocrotalus* with 624 individuals.

Lake Oloidien

Waterbirds in this lake adjacent to Lake Naivasha were counted on 14th January 2018 from 07:50h to 09:53h by 10 volunteers in two teams on two boats. The morning was

cool with clear sky at about 5% cloud cover, but got warmer in the later hours of the. A total of 2,262 individuals of 43 waterbird species were recorded. The most abundant species were Great Cormorant with 554 individuals, followed by Egyptian Goose with 454 individuals and Great White Pelican with 262 individuals.

Lake Sonachi (Crater Lake)

Waterbirds in this small lake near Lake Naivasha were counted on 14th January 2018 from 08:25h to 09:39h by 10 volunteers on foot. A total of 93 individuals of 14 waterbird species were recorded. The most abundant species was the Little Grebe with 44 individuals, Egyptian Goose with 27 individuals and Wood Sandpiper with four individuals.

4. Kenya coast

Kensalt Saltworks

Waterbirds at this site were counted on 24th January 2018 from 14:45h to 17:16h. A total of 4,261 individuals of 31 waterbird species were recorded. The most abundant species was Greater Flamingo with 1,233 individuals, followed by Little Stint with 1,022 individuals and Curlew Sandpiper *Calidris ferruginea* with 336 individuals.

Krystalline Saltworks

Waterbirds at this site were counted on 27th January 2018 from 15:45h to 17:04h. A total of 2,104 individuals of 24 waterbird species were recorded. The most abundant species was Greater Flamingo with 1,602 individuals, followed by Pied Avocet with 101 individuals and Black-winged Stilt with 98 individuals.

Lake Jilore

Waterbirds at this site were counted on 20th January 2018 from 08:20h to 10:15h. A total of 575 individuals of 28 waterbird species were recorded. The most abundant species was Little Stint with 128 individuals, followed by Abdim's Stork *Ciconia abdimii* with 100 individuals and Marsh Sandpiper with 64 individuals.

Lake Mikimba

Waterbirds at this site were counted on 27th January 2018 from 10:45h to 12:40h. A total of 1,201 individuals of 34 waterbird species were recorded. The most abundant species was White-faced Whistling Duck with 343 individuals, followed by Knob-billed Duck with 242 individuals and Glossy Ibis with 105 individuals.

Malindi Harbour

Waterbirds at this site were counted on 20th January 2018 from 12:15h to 13:15h. A total of 609 individuals of 24 waterbird species were recorded. The most abundant species was Saunders's Tern *Sterna saundersi* with 75 individuals, followed by

Heuglin's Gull *Larus heuglini* with 57 individuals and Greater Sandplover *Charadrius leschenaultii* with 61 individuals.

Mida Creek

Waterbirds at this site were counted on 25th January 2018 from 09:22h to 11:55h. A total of 5,278 individuals of 23 waterbird species were recorded. The most abundant species was Greater Sandplover with 1,201 individuals, followed by Lesser Sandplover *Charadrius mongolus* with 1,012 individuals and Little Stint with 921 individuals.

Sabaki River Mouth

Waterbirds at this site were counted on 24th January 2018 from 08:00h to 12:00h. A total of 3,856 individuals of 42 waterbird species were recorded. The most abundant species was Curlew Sandpiper with 1,400 individuals, followed by Ringed Plover *Charadrius hiaticula* with 500 individuals and Little Stint with 311 individuals.

Tana River Delta

Waterbirds at this site were counted in three sections as follows: The Tana Delta Freshwater areas were counted on 6th February 2018 from 10:45h-18:35h; Tana Delta Salt Water Section on 7th February 2018 from 06:45h to 11:12h; and Tana Delta Sandbar on 7th February 2018 from 14:45h to 15:20h. A total of 16,143 individuals of 69 waterbird species were recorded from all these sections combined. The most abundant species was Spur-winged Plover with 4,366 individuals, followed by Cattle Egret with 2,427 individuals and Ruff with 2,005 individuals.

5. Amboseli

Waterbirds in and around Amboseli National Park were counted in three sections as follows: Meshanani Gate to Kimana Gate on 1st January 2018; Kimana Gate to Lake Ol'Tukai on 3rd January 2018; and Lake Ol' Tukai including route out of Amboseli National Park towards Namanga on 4th January 2018. A total of 3,247 individuals of 56 waterbird species were recorded in all these sections combined. The most abundant species was Lesser Flamingo with 900 individuals, followed by Red-knobbed Coot with 450 and Long-toed Plover *Vanellus crassirostris* with 300 individuals.

6. Yala Swamp

Waterbirds at the Yala Swamp area were counted in three sections as follows: Kombo Dyke on 12th January 2018 from 07:25h to 10:02h by a team of three volunteers; Two transects in the Bunyala Irrigation Scheme on 13th January 2018 from 07:28h to 09:45h by 10 volunteers in two teams; Lake Bob on 15th January 2018 from 06:55h to 09:52h by a team of five volunteers. A combined total of 1,495 individuals of 46 waterbird species were recorded in these three sites. The most abundant species was African Open-billed Stork with 317 individuals, followed by Common Sandpiper with 113 individuals and Marsh Sandpiper *Tringa stagnatilis* with 79 individuals.

Acknowledgements

The waterbird counts are coordinated by the National Museums of Kenya (NMK) in collaboration with Kenya Wildlife Service (KWS) and Nature Kenya (EANHS). We are very grateful to the African Fund for Endangered Wildlife (AFEW) for funding this year's 2018 January waterbird counts. The waterbird count organisers appreciate and are grateful to all the volunteers who took part in these counts. The African-Eurasian Waterbird Agreement (AEWA) supported the counts through Nature Kenya by covering some transport and logistical costs. We thank the managements of Imarisha Naivasha, Orpower Limited, Soysambu Conservancy, KenGen, Lake Elmenteita Serena Camp, East African Wild Life Society, Kenya Forest Service, Geothermal Development Company, Turtle Bay Beach Club and Tana Delta Dune Lodge for their cooperation and assistance in various ways that enabled the counts to be successful. Kenyatta University, Northlands Estate, Hillcrest School, Sam Mburu Resort, Paradise Lost, Nyahururu Water and Sewerage Company, Crater Lake (Sonachi), Magadi Soda Company Limited, Lake Magadi Sports Club, Kensalt Saltworks Limited, Krystalline Saltworks Limited, Nairobi Water and Sewerage Company, Dandora Sewerage Treatment Works, Thika Water and Sewerage Company and Nairobi National Park for their courtesy in welcoming us and providing permission to volunteers to access their property to count waterbirds. Kenya Fisheries Department, Elsamere, Richard Bell, David Kilo and Hippo Resort provided their boats during counts at Lakes Naivasha and Oloidein. Site Support Groups coordinated by Nature Kenya particularly Nyahururu Bird Club, Friends of Lake Nakuru, Friends of Yala Swamp, Friends of Kinangop and Naivasha South Lake Birders motivated their members to participate in the counts. KWS provided robust support that enabled the counts to take place at many sites, particularly at Lakes Magadi, Nakuru, Naivasha, Elmenteita, Ol'Bolossat, Bogoria, and Nairobi National Park. The County Government of Baringo provided logistical support at Lake Bogoria. Kenya Wildlife Service Training Institute (KWSTI) provided free camping space at Lake Naivasha. The Wildlife Clubs of Kenya (WCK) provided free camping space to the volunteers at the Lake Nakuru WCK Hostels. Hell's Gate National Park management provided additional logistical support including transport and security. A Rocha Kenya coordinated the counts at the Kenya coast. Nature Kenya through their organized Wednesday Morning Bird Walks and Sunday Birdwatch covered the counts around Nairobi and adjacent areas. We also take this opportunity to thank and commend many individuals who went out of their way to provide support through their institutions and in person, and especially the volunteers who committed their time and effort listed below:

Mustafa Adamjee, Zigi Ai, Michelle Ajema, Centrine Akiru, Moddy Ali, Niva A. Ameyna, Steve Amum, Zealot Amuma, Zack Andika, Enock Aseri, Alfred Ateko, Peninah Atheon, Celine Atieno, Eunice Atieno, Alfred Ayiro, Juma Badi, Samuel Bakari, Fred Barasa, Wesley Bellion, Mohammed Billow, Elphas K. Bitok, Marion Bochabeli, Milka Boinett, Alex Borini, Dominic Bosire, Chepsom Bowen, Marvin Bulimu, Simon Carter, Rocio Diaz Chavez, Roy Chepkendi, Christine Chepkisich, Willy Chepsoi, Dominic Kiprono Chesire, Julius Chesire, Valerio Ciampi, Leah Daudi, Mideva Ebeywa, Ewoton Ekal, Heather Elkins, Zuhura Fadhil, Irene N. Gakara, Salome Wanjiku Gathunguri, Nick Gay, Douglas Gichagi, Jonathan Gichomo, Reginah Nduta Gichuki, Kevin Gichuki, Giulia Silvia Gilberti, Charles M. Gitau, Daniel Gitau, John Gitiri, John Gitogo, Susan

Goodville, Stephen Graham, David Guarnieri, Jamal Hajj, Hassan Halkano, Narinder Heyer, Ibrahim Hirribae, Timothy Mwanzia Ikime, Colin Jackson, Beatrice Cherutich Jebiwot, Helen Jerotich, James Mutunga Joshua, Frank Juma, Ngomeni Juma, Vanessa Jutter, Julius Kabete, Kennedy Kabuchok, Keddy Kachike, Johnson Kafulo, Amina Njoki Kahure, Peter Kaindu, Lawrence Kalunge, Jeremy Kamami, Paul Kamau, Shumpei Kambe, Henry Kamrey, Jeruto Kandie, Laban Kandie, Daniel Kangogo, Richard Kangwonyi, Lukaria Kanyi, Obadiah Kanyi, Peter Karani, Charity Kareka, Lawrence Kazungu Karisa, Florence Wanjiru Kariuki, Antony Kariuki, Chege Kariuki, Mercy Kariuki, James Karori, Anne Karuchi, Fidelis Katima, Doreen Kayuyu, Stella Keito, Enock Kendagor, Festus Kenei, Francis Kerio, Boniface Kesa, Samira Khan, Isaiah Kibelion, Robert Kibet, Josephine Kiboi, Norman Kiboi, Anne Wangechi Kibunja, Joseph Kibunja, Mary Kiige, Jack Kiiru, Kimulwa Kimalach, James Wanderi Kimani, Peter Njoroge Kimani, Dominic Kimani, James Kimaru, Brenda K. Kimathi, Karimi Kimathi, Boaz Kimosop, Raphael Kimosop, James Mburu Kinyanjui, Cyrus Kinyanjui, Peter Kioko, Roy Kipchemoi, Anita Kiplagat, Richard Kipngeno, James Kiprono, Emmanuel Kiprotich, Collins Kipruto, Cosmas Kiptoo, Daviez Kiptoo, Nicholas Kiptoo, Vanwell Kiptoo, Lennox Kirao, Alfred Kirui, Philip Kirui, Erick Kirwa, Kalama Kitsao, Noah Koech, Reuben Koech, Monika Korczewski, Stanley Kosgey, Gael Kotulwo, Ednah Nyambu Kulola, Susan Kung'u, Patrick Kurere, Benard Kyalo, Kimutai Langat, Peter Lele, Kiambati Lesentiyo, Albert Lesuda, Peter Liech, Beatrice Limo, Jin Lin, Kemboi Lomala, Ekal Lotir, Jeremy Macharia, George Machiba, Kelvin Maina, Charles Maingi, Clarence Makau, Meshack Makau, Joel Maletto, Johana Maukonen, Meshack Manoah, Patrick Martina, John Kasaya Masaba, Emily Mateche, Martin C. Matu, Peter Mbogo, Martin Mburugu, Zachary Mbuthia, Karisa Menza, Steve Methu, Edson Mlamba, David Mnagat, Joseph Mochoge, Noor Mohamed, John Momanyi, Robert Mwangi Muchunu, Peter Muhoro, John Muiruri, Evelyn Mukami, Hosilio Mukundi, Cecilia Mumbi, Benson Munene, Paul Munene, Paul G. Mungai, Agnes Murage, Peter Muriithi, James Mutei, Leah Muteshi, Mary Muthoni, Rose Muthoni, Martin Muthuri, Martha Nzisa Mutiso, Alex Mutuku, Tom Mwachizangu, Jonathan Mwachongo, Valentine Mwangelu, Charles K. Mwangi, George Mbugua Mwangi, Mary Waithera Mwangi, Rachel Wangui Mwangi, Abraham Mwangi, John Mwangi, Leah Mwangi, Martin Mwangi, Francis Mwangonde, Stellah Shimunzali Mwanzi, Mary Mwathi, Joseph Mwita, Jacinta Nachu, Andrew Naibeyo, Oliver Nasirwa, Martha Naukot, Alex Nawoi, Gabriel Michael Ndambuki, Wanjiku Ndegwa, Allan Wanjohi Nderitu, Albert Nderitu, Peter Ndirangu, Dickson Ndune, James Ndungu, Nicholas Ndungu, Kuria Ndung'u, Eliud Ngare, Benson Ngau, Duncan Ngosos, Joseph Ngotho, Patrick Ngotho, Fleur Ng'weno, David N. Njenga, Caroline Njoki, Damaris Njoki, Edward Njoroge, Nick Njoroge, Paul Njoroge, Elkana Njue, Edwin Gichohi Njuguna, Jesse Njuguna, Simon Njuguna, Stanley Njuguna, Emmanuel Njuki, Isaiah Nyabuto, Kenneth Nyaga, Peter Nyaga, Vasco Nyaga, Elizabeth Nyagambe, Brendah Nyaguthi, Jeremiah Nyamberi, Evans Nyapara, Martha Mutiso Nzisa, Pius Obara, John Ochieng, Judith Ochieng, Moses Odhiambo, Andrew Odino, Mathew Oduor, Jennifer Oduori, Nelly Ogada, Richard Ogangra, Hezekiah Obwangi Ogeto, Geoffrey Ogoti, Joseph Ojuja, Stephen Ojwang, Jabes Okumu, Milka Okwach, Alex Oloo, Martin Odhiambo Omayo, Fred Omengo, Frank Omondi, Fredrick Ondara, Scholarstica Awino Ong'ok, Edwin O. Onyango, Vincent Otieno Onyango, Ibrahim Onyango, Gordon Opany, Paul Opere, Francis Opiyo, Mike Osoro, Morris Otieno, Walter Otieno, Simon Pere, Kristia Piikki, Kristia Piiliki, Kamuren

Rotich, Stanley Rotich, Zakayo Rotich, Harrison Rowland, Andrew Rugut, Hassan Athman Saidi, Henry Ole Sanoë, Doris Schuale, Benedict Schmeider, Raphael Seronei, Simon Shati, Sidney Shema, Kassim Hussein Shitawa, Kennedy Sikenykeny, Noah Siloma, Collins Sirma, Rafiki Safari Sirya, Linda Sogoti, Mats Söderström, Yumi Takanashi, Eric Tanui, David Thairu, Hezekiah Theuri, Emmanuel Thoya, Ketukei Tipape, Wilson Tiren, Oriane Torode, Steve Torode, Anderson Tuitoek, Richard Tuitoek, Paul Mwangi Wachira, James Wachira, Washington Wachira, Emmanuel Wafula, Grace Waiguchu, Desire James Wainaina, John Waithaka, Monicah Waithera, Joshua Wambugu, Monicah Wambui, Pauline Wambui, Wanyoike Wamiti, Constant Wangara, Rhoda Wangechi, Ann Kanyi Wangechi, Charles Wanja, Elias Wanjama, Samuel Mungai WaNjeri, Pauline Wairimu Wanjiku, Salome Ngage Wanjiku, John Wanyoike, David Warui, Cedric Wathiru, Ann Burges Watson, Andrew Mwangi Waweru, Boniface Ngugi Waweru, James Waweru, John Waweru, Benard Wekesa, Samson Wekulo, Byron Wendo, Reuben Yatich, Louryen Yierar and Jinping Zhang.




Table 2. Waterbird numbers in Nairobi and adjacent areas counted in January 2018

Species	Dandora Sewage Treatment Works	Gigiri Wetland	Hillcrest School Dam	Kenyatta University Sewerage Works	Limuru Sewerage Works	Manguo Floodplain	Nairobi National Park	Northlands (include Sukari Dam)	Paradise Lost	Thika Sewerage Works	TOTAL
Little Grebe	780		8	98			2	1	5	65	959
Pink-backed Pelican								2			2
Great Cormorant			1	3			1		6		11
Long-tailed Cormorant	8		14	5			1		7	18	53
African Darter			1				1				2
Black-crowned Night Heron			1	12			2			21	36
Cattle Egret	32			11			27	1		38	109
Little Egret	23			2						1	26
Western Reef Heron	1										1
Common Squacco Heron	7			1		1				3	12
Green-backed Heron			2								2
Yellow-billed Egret	4					4	3	2	1	39	53
Great Egret				3		1	4			2	10
Grey Heron	4		1			2	8	2		1	18
Purple heron			2								2
Black-headed Heron	2	1	2		1	2	3	2		1	14
Hamerkop	4		1	1		1	2	1		4	14
White Stork							1				1
Black Stork							4				4
Saddle-billed Stork							1				1
Marabou Stork	41						156	2	15	7	221
Yellow-billed Stork	9			1		2	3	4		7	26
Sacred Ibis	123		3	28	18	9	3	21	7	132	344
Hadada Ibis	35		6	9	4	5	2	17	11	27	116
Glossy Ibis	160			5	9	4		16		2	196
African Spoonbill				9		10	7	4			30
Fulvous Whistling Duck	582			18							600
White-faced Whistling Duck	293			17				10		19	339
Egyptian Goose	557		5	6	4	2	25	21	10	72	702
Knob-billed Duck										1	1
Garganey	133							2		115	250
Yellow-billed Duck	23		5			12		10	6	48	104
Northern Pintail	24										24
Red-billed Teal	54			15		10		18		161	258
Hottentot Teal								61		14	75
Northern Shoveler	1					1					2
Southern Pochard	2										2
Maccoa Duck						1					1

Species	Dandora Sewage Treatment Works	Gigiri Wetland	Hillcrest School Dam	Kenyatta University Sewerage Works	Limuru Sewerage Works	Manguo Floodplain	Nairobi National Park	Northlands (include Sukari Dam)	Paradise Lost	Thika Sewerage Works	TOTAL
Eurasian Marsh Harrier	6							2			8
African Fish Eagle		1		2			2	2	1		8
African Water Rail								2			2
Black Crake			1				8	4	1	7	21
Purple Swamphen								2			2
Common Moorhen			8		3		5	6		31	53
Red-knobbed Coot	1,560			6		7		27		18	1,618
Grey Crowned Crane	6				2	2	11	2	2		25
African Jacana	12					2	1	35		8	58
Black-winged Stilt	1,044			108		27	17	282		176	1,654
Spotted Thick-knee							2				2
Ringed Plover	187									8	195
Kittlitz's Plover	1										1
Three-banded Plover	12			13		3	10	16		8	62
Long-toed Plover	48						7			113	168
Blacksmith Plover	210			11	2	49	32	22		157	483
Spur-winged Plover	199			18			10	10		113	350
Crowned Plover							15				15
Little Stint	809			16				10		761	1,596
Curlew Sandpiper	2										2
Ruff	240			31		15	2	20		29	337
Common Snipe							2				2
Black-tailed Godwit	3										3
Spotted Redshank										2	2
Marsh Sandpiper	21			18			1	4		7	51
Common Greenshank	27			1			3	1			32
Green Sandpiper	22			5		1	4	2		3	37
Wood Sandpiper	480			35	6	37	10	56		105	729
Common Sandpiper	152			19		1	6	9	1	17	205
Unidentified waders								15			15
Black-headed gull	27										27
Whiskered Tern										5	5
White-winged Tern	1,985									5	1,990
Grey-headed Kingfisher			1	1			2			1	5
Malachite Kingfisher				1			7		3	2	13
Pied Kingfisher				1			2			1	4
Total waterbirds	9,955	2	62	530	49	211	415	726	76	2,375	14,401
Total species	46	2	17	34	9	26	42	39	14	45	73

Table 3. Waterbird numbers in Central Kenya sites counted in January 2018

Species	Kinangop Dams	Lake Ol'Bolessat	Nyahururu Sewerage	TOTAL	Species	Kinangop Dams	Lake Ol'Bolessat	Nyahururu Sewerage	TOTAL
Little Grebe	7	27	8	42	African Fish Eagle		8		8
Great White Pelican		30		30	Black Crake		7		7
Pink-backed Pelican	1	5		6	Purple Swamphen		13		13
Great Cormorant	2	5		7	Common Moorhen		13		13
Long-tailed Cormorant	20	3	1	24	Red-knobbed Coot	369	5,788	75	6,232
Black-crowned Night		28		28	Grey Crowned Crane	2	504		506
Cattle Egret	87	1,032		1,119	African Jacana		16		16
Little Egret	7	7		14	Lesser Jacana	2	3		5
Black Heron		10		10	Pied Avocet	2	1		3
Common Squacco Heron		32		32	Black-winged Stilt	55	4		59
Yellow-billed Egret	4	96		100	Ringed Plover	25	69		94
Great Egret	2	41		43	Kittlitz's Plover	11	49		60
Grey Heron	3	31		34	Three-banded Plover	1	15	1	17
Purple Heron		7		7	Long-toed Plover		128		128
Goliath Heron		10		10	Blacksmith Plover	51	920		971
Black-headed Heron		42		42	Spur-winged Plover		2		2
Hamerkop		2	1	3	Black-winged plover		20		20
White Stork		1		1	Crowned Plover		4		4
Black Stork		1		1	Little Stint	4	50		54
Saddle-billed Stork		2		2	Ruff	268	322		590
Yellow-billed Stork	8	34		42	Common Snipe		20		20
Sacred Ibis	11	584	4	599	African Snipe		8		8
Hadada Ibis	9	438	3	450	Unidentified snipes		3		3
Glossy Ibis	14	1,303		1,317	Black-tailed Godwit	63	39		102
African Spoonbill	10	299		309	Spotted Redshank		1		1
White-faced Whistling		80		80	Marsh Sandpiper	8	22		30
Spur-winged Goose		18		18	Common Greenshank		8	4	12
Egyptian Goose	29	668	2	699	Green Sandpiper		6	1	7
Cape Teal		5		5	Wood Sandpiper	56	133	13	202
Garganey	3	5		8	Common Sandpiper	46	45	6	97
Yellow-billed Duck	38	606	57	701	Unidentified waders		5		5
Northern Pintail	10	28		38	Gull-billed Tern		3		3
Red-billed Teal	64	313	18	395	Whiskered Tern		4		4
Hottentot Teal	2	23	30	55	White-winged Tern		2		2
Northern Shoveler	174	281	6	461	Malachite Kingfisher		1		1
Southern Pochard		5		5	Pied Kingfisher		4		4
African Marsh Harrier		3		3	Total waterbirds	1,468	14,423	230	16,121
Eurasian Marsh Harrier		78		78	Total species	36	72	16	72

Table 4. Waterbird numbers in the Rift Valley sites counted in January 2018

Species	Lake Bogoria	Lake Elmenteita	Lake Magadi	Lake Naivasha	Lake Nakuru	Lake Oloidien	Lake Sonachi	Nakuru Sewerage Works	Njoro Sewerage Works	TOTAL
Black-necked Grebe	212				58					270
Little Grebe	1,962	502		47	1,490	33	44	7	2	4,087
Great White Pelican		364	15	624	265	262			1	1,531
Pink-backed Pelican		33	6	31	45	53				168
Great Cormorant		60		3,899	980	554				5,493
Long-tailed Cormorant				244	236	27		1	1	509
African Darter		1		28	454			1		484
Black-crowned Night Heron				12	47	6				65
Cattle Egret		18		123	180	14		26		361
Little Egret	26	46	33	150	146	54	1	4	2	462
Dimorphic Egret			12							12
Black Heron			6	11	1					18
Common Squacco Heron		10		470	49	17	3			549
Green-backed Heron	8		1	3	25	1				38
Yellow-billed Egret				168	71	1		5		245
Great Egret		1	3	61	85	10				160
unidentified egrets			3							3
Grey Heron	2	20	3	164	137	59		3	2	390
Purple Heron				71	2			1		74
Goliath Heron				12						12
Black-headed Heron		4		17	2	2		1	2	28
Hamerkop	1	1		97	5	1				105
White Stork					3					3
Black Stork					1					1
Woolly-necked Stork				4						4
Saddle-billed Stork				3	6					9
Marabou Stork			19	184	20	17			1	241
Yellow-billed Stork		147	36	91	19	30				323
Sacred Ibis	2	15	3	255	216	2		70	14	577
Hadada Ibis	26	6		488	68	4	1	26	2	621
Glossy Ibis				50	628	1				679
Unidentified ibises				3						3
African Spoonbill		167	89	114	116	87				573

Species	Lake Bogoria	Lake Elmenteita	Lake Magadi	Lake Naivasha	Lake Nakuru	Lake Oloidien	Lake Sonachi	Nakuru Sewerage Works	Njoro Sewerage Works	TOTAL
Greater Flamingo	3,116	2,412	292	1	5,150					10,971
Lesser Flamingo	158,052	1,742	1,427	4	876					162,101
Fulvous Whistling Duck					5					5
White-faced Whistling Duck				2				30		32
Spur-winged Goose	3			352						355
Egyptian Goose	17	70	5	978	752	454	27	20	13	2,336
Knob-billed Duck		934							2	936
Cape Teal	4	816	35	6	279				26	1,166
Garganey									27	27
Yellow-billed Duck				103	15	6				124
Northern Pintail		70			390					460
Red-billed Teal		45		8	6				1	60
Hottentot Teal		2		36	82	41	1	10	70	242
Northern Shoveler		19		2	6					27
Southern Pochard		2			17					19
Unidentified Ducks	32									32
Osprey				3						3
African Marsh Harrier				3		1				4
Eurasian Marsh Harrier		2		36	15			2		55
African Fish Eagle	4	9		200	20	24	2			259
Black Crake				46				1		47
Common Moorhen				11				13		24
Red-knobbed Coot		2		489	85	12		16	236	840
Grey Crowned Crane				115	15			4		134
African Jacana				194				2		196
Greater Painted-snipe					5					5
Pied Avocet	80	613	2,357	1	21					3,072
Black-winged Stilt	978	704	125	13	771				3	2,594
Ringed Plover	62	174	43	24	59	12				374
Kittlitz's Plover	22	107	5		101					235
Three-banded Plover	56	69	6	5	57	13	2		2	210
Chestnut-banded Plover			941							941

Species	Lake Bogoria	Lake Elmenteita	Lake Magadi	Lake Naivasha	Lake Nakuru	Lake Oloidien	Lake Sonachi	Nakuru Sewerage Works	Njoro Sewerage Works	TOTAL
Greater Sandplover			4							4
Caspian Plover			13							13
Long-toed Plover				287	7					294
Blacksmith Plover	3	246	77	254	324	36		2	5	947
Spur-winged Plover	79	31		105	123	6		6	56	406
Crowned Plover	2	3		17						22
Unidentified plovers	1									1
Little Stint	270	1,731	3,131	36	1,933	48			13	7,162
Curlew Sandpiper	1	113	26		62		1			203
Ruff	284	738	531	85	1,960	92	3		6	3,699
Common Snipe		1		1	2					4
Unidentified snipes				46						46
Black-tailed Godwit				10	31					41
Spotted Redshank		1			14					15
Marsh Sandpiper	41	95	8	41	87	17	1		9	299
Common Greenshank	93	70	11	35	119	10	1		3	342
Green Sandpiper	15	6		12	31	4			6	74
Wood Sandpiper	116	44	4	71	797	35	4	33	19	1,123
Common Sandpiper	20	37	3	88	187	38	2	3	11	389
Unidentified waders	236	3	40	1						280
Grey-headed Gull		245	1	127	2,481	79				2,933
Black-headed gull				21	12					33
Gull-billed Tern	3	18	10	5	161	54				251
Whiskered Tern	18	6	7	5	170					206
White-winged Tern		3	16		428					447
African Skimmer					10					10
Grey-headed Kingfisher	1			1	4					6
Malachite Kingfisher	4			23	4	2				33
African Pygmy Kingfisher					1					1
Giant Kingfisher				31		5				36
Pied Kingfisher		2		193	114	38		5	3	355
Total waterbirds	165,852	12,580	9,347	11,551	23,144	2,262	93	292	538	225,659
Total species	34	52	36	71	73	43	14	25	28	89

Table 5. Waterbird numbers along the Kenya coast counted in January and February 2018

Species	Kensalt Saltworks	Krystalline Saltworks	Lake Jilore	Lake Mikimba	Malindi Harbour	Mida Creek	Sabaki River Mouth	Tana River Delta	TOTAL
Little Grebe				5					5
Great White Pelican	42	9					5	1	57
Pink-backed Pelican	1	14		6			3	8	32
Great Cormorant	3	12							15
Long-tailed Cormorant		1		90				1	92
African Darter				4					4
Black-crowned Night Heron								1	1
Cattle Egret			1	3				2,427	2,431
Little Egret	22	9	1					6	38
Dimorphic Egret							11	8	19
Common Squacco Heron				6				8	14
Green-backed Heron								19	19
Great Egret	1			5		3		10	19
Grey Heron	2			6	5		4	19	36
Purple heron				2					2
Goliath Heron				1				11	12
Black-headed Heron			2	3				33	38
Abdim's Stork			100						100
Woolly-necked Stork								3	3
Saddle-billed Stork								4	4
Marabou Stork								12	12
African Open-billed Stork				78				63	141
Yellow-billed Stork							22	72	94
Sacred Ibis	11		1	11	2	1	16	134	176
Hadada Ibis								71	71
Glossy Ibis			20	105				429	554
African Spoonbill	13		6	3			58	16	96
Greater Flamingo	1,233	1,602		28		71			2,934
Lesser Flamingo	20						143		163
Fulvous Whistling Duck				26					26
White-faced Whistling Duck			1	343			38	243	625
White-backed Duck				7					7
Spur-winged Goose								31	31
Egyptian Goose								230	230
Knob-billed Duck				242				1	243
African Pygmy Goose				6					6

Species	Kensalt Saltworks	Krystalline Saltworks	Lake Jilore	Lake Mikimba	Malindi Harbour	Mida Creek	Sabaki River Mouth	Tana River Delta	TOTAL
Garganey			4						4
Osprey	1				2		1	2	6
Eurasian Marsh Harrier			1	1			1	2	5
African Fish Eagle							1	16	17
Black Crake								2	2
Purple Swampphen				5					5
Common Moorhen				3					3
African Jacana				80				71	151
Crab-plover						812			812
Pied Avocet		101					1		102
Black-winged Stilt		98	36	15				13	162
Water Thick-knee								194	194
Collared Pratincole			6					232	238
Ringed Plover	246	22	45		7	50	500	1,028	1,898
Kittlitz's Plover			7				8	459	474
Three-banded Plover			2	2		1			5
White-fronted Plover	6		1			6	5	6	24
Lesser Sandplover	130				2	1,012	250	44	1,438
Greater Sandplover	92				61	1,201	50	211	1,615
Caspian Plover	2							1,416	1,418
Pacific Golden Plover								14	14
Grey Plover	24				28	36	22	51	161
Long-toed Plover								30	30
Spur-winged Plover			4				2	4,366	4,372
Senegal Plover								47	47
Little Stint	1,022	41	128		1	921	311	134	2,558
Curlew Sandpiper	336	26			24	253	1,400	128	2,167
Sanderling		3			2	3	25		33
Ruff		6	42					2,005	2,053
Common Snipe			3					10	13
Black-tailed Godwit			1						1
Whimbrel	10	34			5	130	16	172	367
Eurasian Curlew	2					28	11		41
Marsh Sandpiper	6	23	64				17		110
Common Greenshank	4	51	17	18	16	259	21	63	449
Wood Sandpiper			40	3			56	215	314
Common Sandpiper	10	3	14		18		54	244	343
Terek Sandpiper	10	24			48	363	200	135	780
Ruddy Turnstone					5				5

Species	Kensalt Saltworks	Krystalline Saltworks	Lake Jilore	Lake Mikimba	Malindi Harbour	Mida Creek	Sabaki River Mouth	Tana River Delta	TOTAL
Sooty Gull					33		95	8	136
Heuglin's Gull					57		10	12	79
Lesser Black-backed Gull					6		45	4	55
Black-headed gull	1				1		1	2	5
Gull-billed Tern	7	2	2		11	76	27	60	185
Caspian Tern	28	8			38	1	125	9	209
Greater Crested Tern					26	2	67	2	97
Lesser Crested Tern	3	4			16	9	202	234	468
Common Tern							1		1
Saunders's Tern	6	1			75	39	1	70	192
Whiskered Tern								3	3
White-winged Tern		8	24	70			23	403	528
Unidentified terns	80				120				200
African Skimmer								73	73
Unidentified small waders	880								880
Grey-headed Kingfisher			2	5				34	41
Malachite Kingfisher				2				21	23
Giant Kingfisher				1					1
Pied Kingfisher	7	2		16		1	7	37	70
Total waterbirds	4,261	2,104	575	1,201	609	5,278	3,856	16,143	34,027
Total species	31	24	28	34	24	23	42	69	92




Table 6. Waterbird numbers in Amboseli and Yala Swamp areas counted in January 2018

Species	Amboseli National Park	Yala Swamp	Species	Amboseli National Park	Yala Swamp
Little Grebe	2		Hottentot Teal	13	
Great White Pelican	51	22	Pallid Harrier	1	
Great Cormorant	1	4	African Fish Eagle	6	
Long-tailed Cormorant	4	10	Black Crake	2	1
African Darter		6	Purple Swamphen		11
Little Bittern		3	Common Moorhen		11
Black-crowned Night Heron		2	Red-knobbed Coot	450	
Cattle Egret	39	41	Grey Crowned Crane	64	15
Little Egret	16	78	African Jacana	200	7
Black Heron		4	Pied Avocet	15	1
Common Squacco Heron	60	15	Black-winged Stilt	112	59
Rufous-bellied Heron	1		Water Thick-knee	3	3
Yellow-billed Egret	6		Spotted Thick-knee	7	
Great Egret	70	14	Collared Pratincole	1	
Grey Heron	6	22	Ringed Plover		29
Purple heron	4	15	Kittlitz's Plover	15	
Goliath Heron	7		Three-banded Plover	3	
Black-headed Heron	6	9	Long-toed Plover	300	30
Hamerkop		16	Blacksmith Plover	107	
White Stork		18	Spur-winged Plover	1	31
Saddle-billed Stork	6		Crowned Plover	11	
Marabou Stork	2		Little Stint		31
African Open-billed Stork		317	Ruff	29	
Yellow-billed Stork	3	26	Spotted Redshank		10
Sacred Ibis	11		Marsh Sandpiper	6	79
Hadada Ibis	9	14	Common Greenshank		70
Glossy Ibis	50		Green Sandpiper	4	
African Spoonbill	12	2	Wood Sandpiper	5	
Greater Flamingo	250		Common Sandpiper	3	113
Lesser Flamingo	900		Unidentified sandpipers		122
Fulvous Whistling Duck	41	5	Gull-billed Tern	10	35
White-faced Whistling Duck	38		Whiskered Tern	15	74
White-backed Duck	2		White-winged Tern	101	62
Spur-winged Goose		9	Grey-headed Kingfisher	3	
Egyptian Goose	157	19	Malachite Kingfisher	1	3
Knob-billed Duck		7	Pied Kingfisher		4
Garganey		16	Total waterbirds	3,247	1,495
Red-billed Teal	5		Total species	56	46

Table 7. Number of waterbirds by groups in the different regions counted in January 2018 in Kenya.

Waterbird groups	Nairobi	Central	Rift Valley	Coast	Amboseli	Yala Swamp	Total
Birds of prey	16	89	321	28	7		461
Cormorants	64	31	6,002	107	5	14	6,223
Cranes	25	506	134		64	15	744
Darters	2		484	4		6	496
Ducks	2,358	2,465	5,821	1,172	256	56	12,128
Flamingos	-	-	173,072	3,097	1,150		177,319
Grebes	959	42	4,357	5	2		5,365
Gulls	27	-	2,966	275			3,268
Hamerkop	14	3	105			16	138
Hérons	283	1,439	2,417	2,629	215	203	7,186
Ibises & Spoonbills	686	2,675	2,453	897	82	16	6,809
Jacanas	58	21	196	151	200	7	633
Kingfishers	22	5	431	135	4	7	604
Pelicans	2	36	1,699	89	51	22	1,899
Plovers	1,274	1,296	3,447	12,308	437	90	18,852
Pratincoles				238	1		239
Rails and coots	1,696	6,265	911	10	452	23	9,357
Sandpipers	2,996	1,126	13,402	9,234	47	425	27,230
Skimmers			10	73			83
Stilts & Avocets	1,654	62	5,666	264	127	60	7,833
Storks	253	46	581	354	11	361	1,606
Terns	1,995	9	904	1,883	126	171	5,088
Thick-knees	2			194	10	3	209
Waders	15	5	280	880			1,180





Table 8. List of waterbird species, scientific names and summary of total numbers counted in January and February 2018 in Kenya. Name and order of listing is according to the Bird Committee (1996).


Species	Scientific name	Number
Black-necked Grebe	<i>Podiceps nigricollis</i>	270
Little Grebe	<i>Tachybaptus ruficollis</i>	5,095
Great White Pelican	<i>Pelecanus onocrotalus</i>	1,691
Pink-backed Pelican	<i>Pelecanus rufescens</i>	208
Great Cormorant	<i>Phalacrocorax carbo</i>	5,531
Long-tailed Cormorant	<i>Phalacrocorax africanus</i>	692
African Darter	<i>Anhinga rufa</i>	496
Little Bittern	<i>Ixobrychus minutus</i>	3
Black-crowned Night Heron	<i>Nycticorax nycticorax</i>	132
Cattle Egret	<i>Bubulcus ibis</i>	4,100
Little Egret	<i>Egretta garzetta</i>	634
Dimorphic Egret	<i>Egretta (g.) dimorpha</i>	31
Western Reef Heron	<i>Egretta gularis</i>	1
Black Heron	<i>Egretta ardesiaca</i>	32
Common Squacco Heron	<i>Ardeola ralloides</i>	682
Rufous-bellied Heron	<i>Ardeola rufiventris</i>	1
Green-backed Heron	<i>Butorides striatus</i>	59
Yellow-billed Egret	<i>Mesophoyx intermedia</i>	404
Great Egret	<i>Casmerodius alba</i>	316
Unidentified egrets		3
Grey Heron	<i>Ardea cinerea</i>	506
Purple Heron	<i>Ardea purpurea</i>	104
Goliath Heron	<i>Ardea goliath</i>	41
Black-headed Heron	<i>Ardea melanocephala</i>	137
Hamerkop	<i>Scopus umbretta</i>	138
White Stork	<i>Ciconia ciconia</i>	23
Black Stork	<i>Ciconia nigra</i>	6
Abdim's Stork	<i>Ciconia abdimii</i>	100
Woolly-necked Stork	<i>Ciconia episcopus</i>	7
Saddle-billed Stork	<i>Ephippiorhynchus senegalensis</i>	22
Marabou Stork	<i>Leptoptilos crumeniferus</i>	476
African Open-billed Stork	<i>Anastomus lamelligerus</i>	458
Yellow-billed Stork	<i>Mycteria ibis</i>	514
Sacred Ibis	<i>Threskiornis aethiopicus</i>	1,707
Hadada Ibis	<i>Bostrychia hagedash</i>	1,281
Glossy Ibis	<i>Plegadis falcinellus</i>	2,796
Unidentified ibises		3
African Spoonbill	<i>Platalea alba</i>	1,022

Species	Scientific name	Number
Greater Flamingo	<i>Phoenicopterus (r.) roseus</i>	14,155
Lesser Flamingo	<i>Phoeniconaias minor</i>	163,164
Fulvous Whistling Duck	<i>Dendrocygna bicolor</i>	677
White-faced Whistling Duck	<i>Dendrocygna viduata</i>	1,114
White-backed Duck	<i>Thalassomis leuconotus</i>	9
Spur-winged Goose	<i>Plectopterus gambensis</i>	413
Egyptian Goose	<i>Alopochen aegyptiacus</i>	4,143
Knob-billed Duck	<i>Sarkidiornis melanotos</i>	1,187
African Pygmy Goose	<i>Nettapus auritus</i>	6
Cape Teal	<i>Anas capensis</i>	1,171
Garganey	<i>Anas querquedula</i>	305
Yellow-billed Duck	<i>Anas undulata</i>	929
Northern Pintail	<i>Anas acuta</i>	522
Red-billed Teal	<i>Anas erythrorhynchos</i>	718
Hottentot Teal	<i>Anas hottentota</i>	385
Northern Shoveler	<i>Anas clypeata</i>	490
Southern Pochard	<i>Netta erythrophthalma</i>	26
Maccoa Duck	<i>Oxyura maccoa</i>	1
Unidentified Ducks		32
Osprey	<i>Pandion haliaetus</i>	9
Pallid Harrier	<i>Circus macrourus</i>	1
African Marsh Harrier	<i>Circus ranivorus</i>	7
Eurasian Marsh Harrier	<i>Circus aeruginosus</i>	146
African Fish Eagle	<i>Haliaeetus vocifer</i>	298
African Water Rail	<i>Rallus caerulescens</i>	2
Black Crake	<i>Amauornis flavirostra</i>	80
Purple Swamphen	<i>Porphyrio porphyrio</i>	31
Common Moorhen	<i>Gallinula chloropus</i>	104
Red-knobbed Coot	<i>Fulica cristata</i>	9,140
Grey Crowned Crane	<i>Balearica regulorum</i>	744
African Jacana	<i>Actophilornis africanus</i>	628
Lesser Jacana	<i>Microparra capensis</i>	5
Greater Painted-snipe	<i>Rostratula benghalensis</i>	5
Crab-plover	<i>Dromas ardeola</i>	812
Pied Avocet	<i>Recurvirostra avosetta</i>	3,193
Black-winged Stilt	<i>Himantopus himantopus</i>	4,640
Water Thick-knee	<i>Burhinus vermiculatus</i>	200
Spotted Thick-knee	<i>Burhinus capensis</i>	9
Collared Pratincole	<i>Glareola pratincola</i>	239

Species	Scientific name	Number
Ringed Plover	<i>Charadrius hiaticula</i>	2,590
Kittlitz's Plover	<i>Charadrius pecuarius</i>	785
Three-banded Plover	<i>Charadrius tricollaris</i>	297
Chestnut-banded Plover	<i>Charadrius pallidus</i>	941
White-fronted Plover	<i>Charadrius marginatus</i>	24
Lesser Sandplover	<i>Charadrius mongolus</i>	1,438
Greater Sandplover	<i>Charadrius leschenaultii</i>	1,619
Caspian Plover	<i>Charadrius asiaticus</i>	1,431
Pacific Golden Plover	<i>Pluvialis fulva</i>	14
Grey Plover	<i>Pluvialis squatarola</i>	161
Long-toed Plover	<i>Vanellus crassirostris</i>	950
Blacksmith Plover	<i>Vanellus armatus</i>	2,508
Spur-winged Plover	<i>Vanellus spinosus</i>	5,162
Senegal Plover	<i>Vanellus lugubris</i>	47
Black-winged plover	<i>Vanellus melanopterus</i>	20
Crowned Plover	<i>Vanellus coronatus</i>	52
Unidentified plovers		1
Little Stint	<i>Calidris minuta</i>	11,401
Curlew Sandpiper	<i>Calidris ferruginea</i>	2,372
Sanderling	<i>Calidris alba</i>	33
Ruff	<i>Philomachus pugnax</i>	6,708
Common Snipe	<i>Gallinago gallinago</i>	39
African Snipe	<i>Gallinago nigripennis</i>	8
Unidentified snipes		49
Black-tailed Godwit	<i>Limosa limosa</i>	147
Whimbrel	<i>Numenius phaeopus</i>	367
Eurasian Curlew	<i>Numenius arquata</i>	41
Spotted Redshank	<i>Tringa erythropus</i>	28
Marsh Sandpiper	<i>Tringa stagnatilis</i>	575
Common Greenshank	<i>Tringa nebularia</i>	905
Green Sandpiper	<i>Tringa ochropus</i>	122
Wood Sandpiper	<i>Tringa glareola</i>	2,373
Common Sandpiper	<i>Actitis hypoleucos</i>	1,150
Terek Sandpiper	<i>Xenus cinereus</i>	780
Ruddy Turnstone	<i>Arenaria interpres</i>	5
Unidentified sandpipers		122
Unidentified waders		300

Species	Scientific name	Number
Sooty Gull	<i>Larus hemprichii</i>	136
Heuglin's Gull	<i>Larus heuglini</i>	79
Lesser Black-backed Gull	<i>Larus fuscus</i>	55
Grey-headed Gull	<i>Larus cirrocephalus</i>	2,933
Black-headed gull	<i>Larus ridibundus</i>	65
Gull-billed Tern	<i>Sterna nilotica</i>	484
Caspian Tern	<i>Sterna caspia</i>	209
Greater Crested Tern	<i>Sterna bergii</i>	97
Lesser Crested Tern	<i>Sterna bengalensis</i>	468
Common Tern	<i>Sterna hirundo</i>	1
Saunders's Tern	<i>Sterna (a.) saundersi</i>	192
Whiskered Tern	<i>Chlidonias hybridus</i>	307
White-winged Tern	<i>Chlidonias leucopterus</i>	3,130
Unidentified terns		200
African Skimmer	<i>Rynchops flavirostris</i>	83
Unidentified small waders		880
Grey-headed Kingfisher	<i>Halcyon leucocephala</i>	55
Malachite Kingfisher	<i>Alcedo cristata</i>	74
African Pygmy Kingfisher	<i>Ispidina picta</i>	1
Giant Kingfisher	<i>Ceryle maxima</i>	37
Pied Kingfisher	<i>Ceryle rudis</i>	437
Total waterbirds		294,950
Total species		126





Drawings by Edwin Selemo

**Published by the National Museums of Kenya
PO Box 40658, 00100, Nairobi, Kenya**

© National Museums of Kenya 2018